

GIUNTI OMOCINETICI - C.V. JOINTS

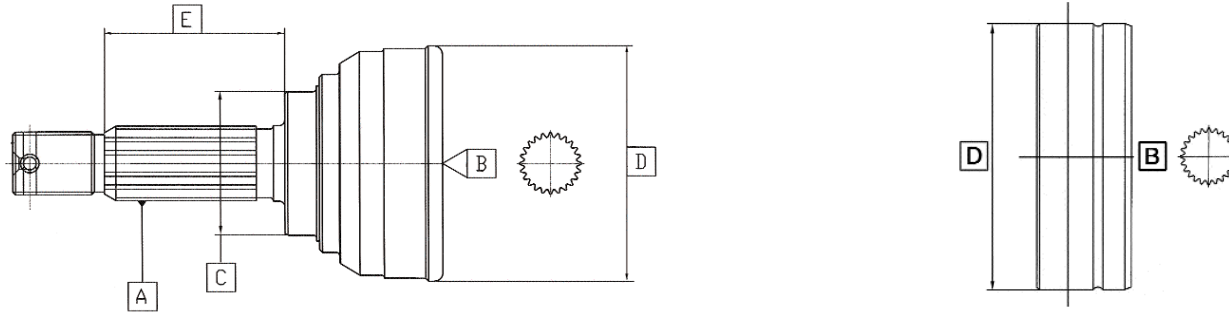
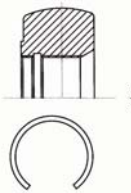


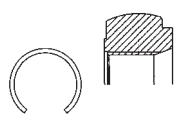
Fig. 1/2/3 Modalità di bloccaggio albero Way of retention of the shaft Système de blocage de l'arbre Befestigungssystem der Welle Sistema de blocaje del eje

Fig. 1



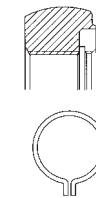
Con anello elastico all'interno del nucleo
With circlip inside the race
Avec circlip à l'intérieur du noyau
Mit Sicherungsring im Inner des Kerns
Con anillo elástico en el interior del núcleo

Fig. 2



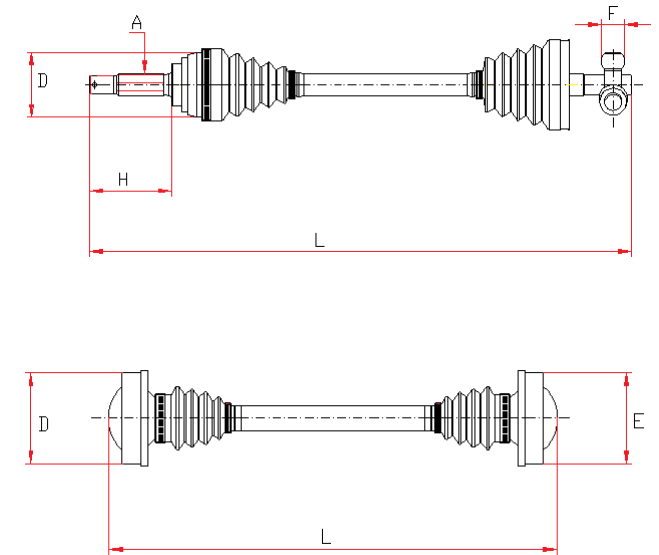
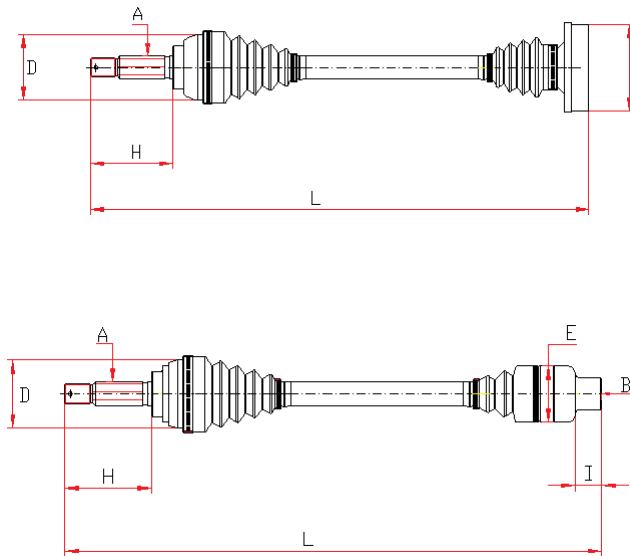
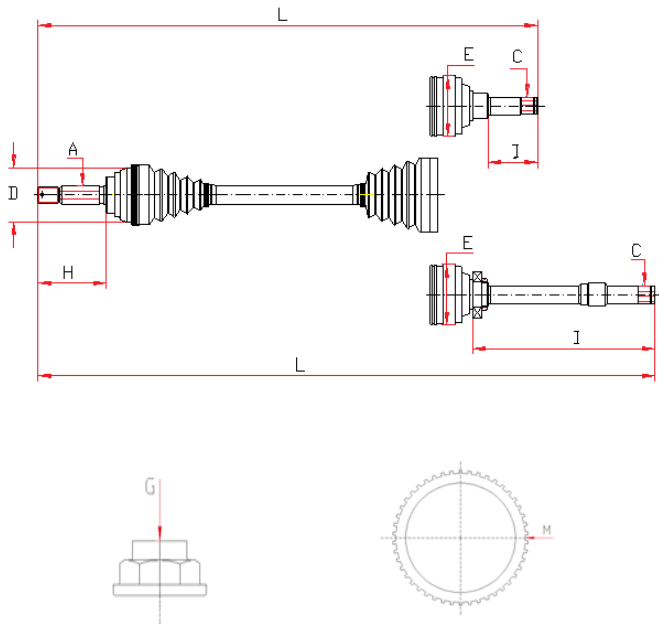
Con anello elastico lato posteriore nucleo
With circlip at the base of the race
Avec circlip au fond du noyau
Mit Sicherungsring in der hinteren Seite des Kerns
Con anillo elástico al lado posterior del núcleo

Fig. 3



Con anello Seeger lato anteriore nucleo
With snap ring in front of the race
Avec anneau de retenue côté avant du noyau
Mit Seegerring in Vorder seite des Kerns
Con anillo de retención Seeger al lado anterior del núcleo

SEMIASSI - DRIVESHAFTS





Specifiche tecniche



Technical specifications



Caractéristiques techniques



Technische Daten



Especificaciones técnicas

SEMIASSI - DRIVESHAFTS

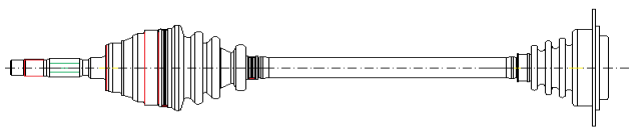
METELLI ref.	METELLI ref.	METELLI part N°.	Réf. METELLI	METELLI Nr.	Ref. METELLI
A	N° denti campana lato ruota	Splined pin teeth, wheel side	Cannelures fusée, côté roue	Zähne der Nutwelle/ Radseite	Estrias mangueta, lado rueda
B	Denti interni lato cambio	Inner spline teeth, differential side	Cannelures interieures, côté boîte	Innere Zähne der Nutwelle/ GetriebeSeite	Estrias interiores, lado diferencial
C	N° denti campana lato cambio	Splined pin teeth, differential side	Cannelures fusée, côté boîte	Zähne der Nutwelle/ GetriebeSeite	Estrias mangueta, lado diferencial
D	Diametro esterno massimo campana o giunto scorrevole lato ruota	Bell diameter wheel side	Diamètre tête, côté roue	Kopfdurchmesser/ Radseite	Diametro copa lado rueda
E	Diametro campana lato cambio	Bell diameter, differential side	Diamètre tête, côté boîte	Kopfdurchmesser/ GetriebeSeite	Diametro copa lado diferencial
F	Diametro rullo crociera lato cambio	Diameter of tripod cross-roller differential side	Diamètre galet croisillon tripode, côté boîte	Rollendurchmesser/ Gelenkseite	Diametro rodillo cruceta, lado diferencial
G	Filettatura dado	Nut thread	Écrou filetage	Muttergewinde	Paso rosca tuerca
H	Lunghezza gambo campana lato ruota	Bell pin length, wheel side	Longuer fusée, côté roue	Zapfenlänge/ Radseite	Longitud mangueta, lado rueda
I	Lunghezza gambo lato cambio	Bell pin length, differential side	Longueur fusée, côté boîte	Zapfenlänge/ GetriebeSeite	Longitud mangueta, lado diferencial
L	Lunghezza compressa semiasse	Compressed driveshaft length	Longuer transmission comprimée	Komprimierte Antriebswellenlänge	Longitud transmision, comprimida
A B S	N° denti ABS	ABS ring teeth	Dents ABS	ABS - Ring/ Zähne	Estrias ABS

GIUNTI OMOCINETICI - C.V. JOINTS

A	Numero denti campana	Number of splines of the oute bell shaft	Nombre canne lures de la fusée	Nummer der Zaehne der Glockenwelle	Número estrias mangueta
B	Numero denti nucleo	Number of teeth of race	Nombre canne lures du noyau	Nummer der Zaehne des Kerns	Número estrias nuez
C	Diametro sede parapolvere	Diameter of seatingface for dust-shield	Diamètre siège pare-poussière	Durchmesser des Schutzblechssitz	Diametro alojamiento protección polvo
A B S	Numero denti anello ABS	Number of teeth on ABS ring	Nombre dents bague ABS	Nummer der Zaehne des ABS-ring	Número dientes anillo ABS
D	Diametro esterno massimo campana o giunto scorrevole	Maximum outside housing diameter or inner shifting joint	Diamètre maximum extérieur du carter ou du joint côté B.V.	Maximum Aussen-durchmesser der Glocke oder Schaltgetriebeseitiges Innengelenk	Diametro maximo campana o junta corredera lado cambio
E	Lunghezza di accoppiamento con mozzo	Overall length of the shaft-hub connection	Longueur du couplage avec moyeu roue	Laenge der Kupplung zwischen der Glockenwelle und Radnabe	Largura conexión eje con rueda

SEMIASSI - DRIVESHAFTS


1



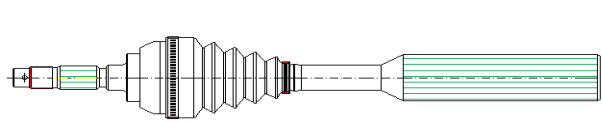
8



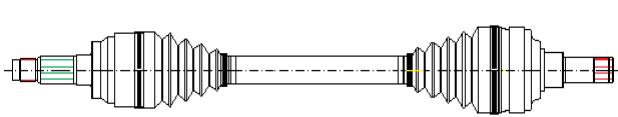
15



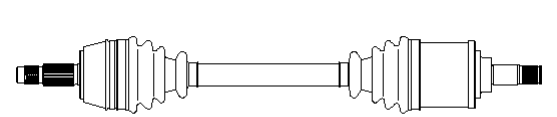
2



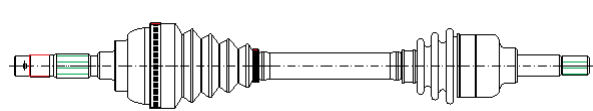
9



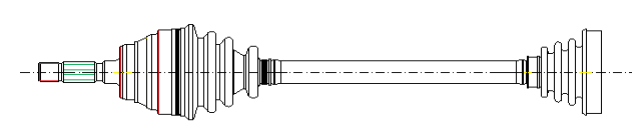
16



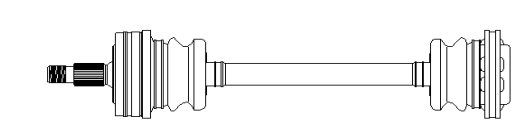
3



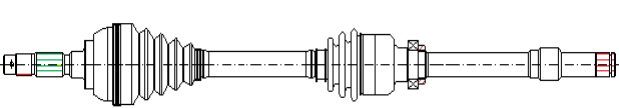
10



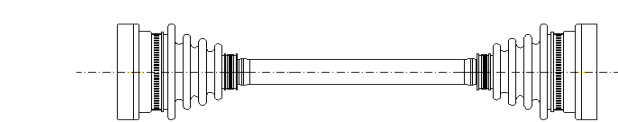
17




4



11



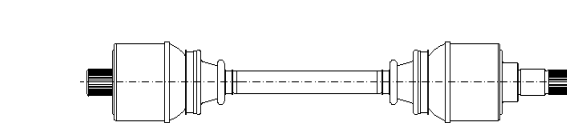
18



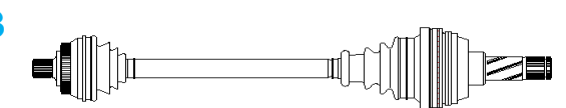
5



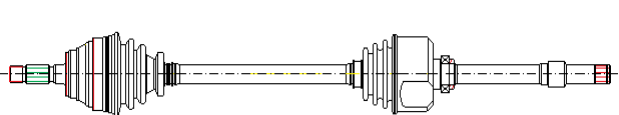
12




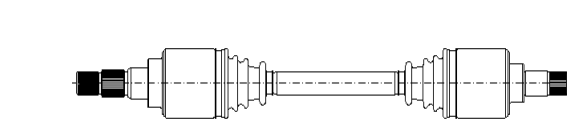
1913



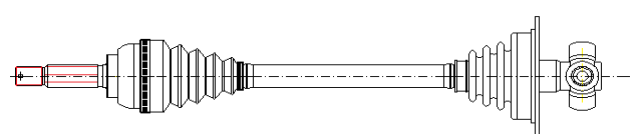
6



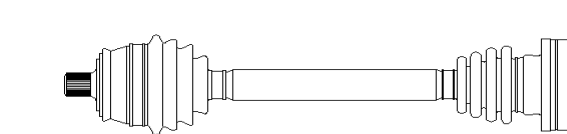
13



7



14





Indice



Contents



Index



Inhalt



Índice

ALFA ROMEO	pag. 1-10	FORD USA MERCURY	pag. 105	PEUGEOT V. COMMERCIAL/ LCV	pag. 193-196
AUDI	pag. 11-36	GEO (GM)	pag. 105	PONTIAC (GM)	pag. 196-197
AUTOBIANCHI	pag. 36	GMB BRAZIL	pag. 105-106	PROTON	pag. 197
BMW	pag. 36-38	HOLDEN AUSTRALIA	pag. 106-107	RENAULT	pag. 198-214
BUICK (GM)	pag. 38-39	HONDA	pag. 107-117	RENAULT V. COMMERCIAL/ LCV	pag. 215-216
CADILLAC (GM)	pag. 39-40	HYUNDAI	pag. 117-119	ROVER	pag. 216-220
CHEVROLET (GM)	pag. 40	INNOCENTI	pag. 119	SAAB	pag. 221-222
CHEVY CHEVROLET	pag. 41	ISUZU	pag. 120	SEAT	pag. 222-231
CHRYSLER (USA)	pag. 41-43	KIA	pag. 120-121	SKODA	pag. 231-233
CHRYSLER (USA) DODGE	pag. 43-45	LADA	pag. 121-123	SUBARU	pag. 233-236
CHRYSLER (USA) PLYMOUTH	pag. 45-46	LANCIA	pag. 123-131	SUZUKI	pag. 236-239
CITROEN	pag. 46-59	LEXUS	pag. 131	TOYOTA	pag. 239-246
CITROEN V. COMMERCIAL/ LCV	pag. 59-61	MAZDA	pag. 131-138	VAUXHALL	pag. 247-258
DACIA	pag. 61	MERCEDES-BENZ	pag. 138-141	VOLKSWAGEN	pag. 258-291
DAEWOO	pag. 61-63	MERCEDES-BENZ V. COMMERCIAL/ LCV	pag. 141-142	VOLKSWAGEN V. COMMERCIAL/ LCV	pag. 291-294
DAIHATSU	pag. 63-65	MERCURY FORD USA	pag. 142	VOLVO	pag. 294-302
EAGLE	pag. 65	MITSUBISHI	pag. 143-151	ZASTAVA	pag. 303
FIAT	pag. 65-84	MOSKVICH	pag. 151	ZAZ	pag. 303
FIAT V. COMMERCIAL/ LCV	pag. 85-89	NISSAN	pag. 152-166	QUOTE DIMENSIONALI	pag. 307-330
FORD AUSTRALIA	pag. 89-90	OLDSMOBILE (GM)	pag. 166-167	CROSS REFERENCES	pag. 331-346
FORD BRAZIL	pag. 90-91	OPEL	pag. 167-179	NUMERICAL LIST	pag. 347-386
FORD EUROPE	pag. 91-103	OPEL V. COMMERCIAL/ LCV	pag. 179-180		
FORD USA	pag. 104-105	PEUGEOT	pag. 180-193		



Abbreviazioni



Abbreviations



Legendes



Zeichenerklärung



Abreviaturas

FWD	Trazione anteriore	Front wheel drive	Traction av.	Vorderradantrieb	Traccion delantera
RWD	Trazione posteriore	Rear wheel drive	Traction ar.	Hinterradantrieb	Traccion trasera
4WD	Trazione integrale	Four wheel drive	4 Roues motrices	Vierradantrieb	Traccion integral
A/T	Cambio automatico	Automatic transmission	Automatique	Schaltgetriebe	Cambio automatico
M/T	Cambio manuale	Manual transmission	Boîte manuelle	Handschaltgetriebe	Cambio manual
Cyl.	Cilindro	Cylinder	Cylindre	Zylinder	Cilindro
D	D	Diesel	Diesel	Diesel	Diesel
Turbo	Turbo	Turbo	Turbo	Turbo	Turbo
TD	Turbodiesel	Turbodiesel	Turbodiesel	Turbodiesel	Turbodiesel
i.e.	ie	Electronic injection	Injection électronique	Einspritzer	Inyeccion electronica
16v	16 Valvole	16 Valves	16 Soupapes	16 Ventile	16 Válvulas
OHC	Albero a camme in testa	Overhead camshaft	Arbre à cames en tête	Obenliegende Nockenwelle	Arbol de levas en cabeza
DOHC	Doppio albero a camme in testa	Double overhead camshaft	Double arbre à cames en tête	Doppelte Obenliegende Nockenwelle	Doble arbol de levas en cabeza
Fds	Fine serie	End of production	Fin de série	Endserie	Fin de producción
HDB	Freno per carico pesante	Heavy duty brake	Freins renforcés	Verstärkte Bremse	Frenos reforzados
kW	Kilowatt	Kilowatt	Kilowatt	Kilowatt	Kilovatio
w/	Con	With	Avec	Mit	Con
w/o	Senza	Without	Sans	Ohne	Sin
Inc.	Incluso	Included	Compris	Inkl.	Incluido
Exc.	Escluso	Except	Sauf	Ausgenommen	Excepto
t.t.	Tutti i tipi	All models	Tous modèles	Alle Modelle	Todos modelos
Mod.	Modello	Model	Modèle	Model	Modelo
G.box	Scatola cambio	Gearbox	Boîte de vitesse	Getriebskasten	Caja de velocidades
Eng.	Motore	Engine	Moteur	Motor	Motor
Q	Quintale	Quintal	Quintal	Doppelzentner	Quintal
-5000	Fino al telaio n. 5000	To chassis n. 5000	Jusqu'au châssis n. 5000	Bis chassis nr. 5000	Asta chasis n. 5000
5001-	Dal telaio n. 5001	From chassis n. 5001	A partir du châssis n. 5001	Ab chassis nr. 5001	Desde chasis n. 5001
SW	Familiare	Station wagon	Break	Kombi	Familiar
Van	Furgone	Van	Fourgon	Lieferwagen	Furgon
V. Commerciali/LCV	Veicoli Commerciali	Light Commercial (LCV)	Utilitaires légers	Leichte Nutzfahrzeuge	Camionetas

TRANSMISSIONI-DRIVESHAFTS-TRANSMISSIONS-ANTRIEBSWELLEN-TRANSMISIONES



Simbologia



Symbols



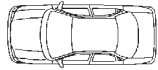
Symbologie



Symbole



Simbologia



Marca e modello

Make and model

Marque et modèle

Marke und Modell

Marca y modelo



Anno

Year

Année

Baujahr

Año

CHASSIS

Telaio N.

Chassis No.

No. de châssis

Fahrgestell-Nr.

N. Chasis

L/R

Sinistro/Destro

Left/Right

Gauche/Droite

Links/Rechts

Izquierda/Derecha

**METELLI
ref.**

METELLI ref.

METELLI part No.

Réf. METELLI

METELLI Nr.

Ref. METELLI

ABS

N° denti ABS

ABS ring teeth

Dents ABS

ABS - Ring/ Zähne

Estrias ABS

**DESCRIP-
TION**Descrizione
ArticoloArticle
DescriptionDescription
Article

Artikelbeschreibung

Descripción
Artículo

Lato ruota

Wheel side

Côté roue

Radseitig

Lado rueda



Lato cambio

Gearbox side

Côté B.V.

Getriebeseitig

Lado cambio

INFO

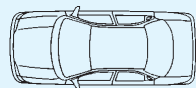
Informazioni

Information

Informations

Informationen

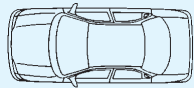
Información



Legenda quote dimensionali vedi pagina I
Legenda of dimensions see page I

		CHASSIS	L/R	METELLI ref.	ABS	DESCRIP- TION			INFO	A	B	C	D	E	F	H	I	L	Fig
ALFA ROMEO																			
33 (905)																			
1.2, 1.3, 1.35 (50-55-58-63-66 kW)																			
	4/88-90	5261500-		15-1083		Joint Kit	X			28	24	54,9	90	55,5					3
	6/83-4/88	-5261499		15-1126		Joint Kit	X			28	22	54,9	81	55,5					3
	6/83-90			16-1017		Joint Kit		X			24		94						
1.5 Ti, 4WD, Q.V. (62-66-75-77 kW)																			
	6/83-90			15-1083		Joint Kit	X		FWD	28	24	54,9	90	55,5					3
	6/83-90			16-1017		Joint Kit		X	FWD		24		94						
1.7, ie, 4WD, Q.V., SW (77-84-87 kW)																			
	10/86-90			15-1083		Joint Kit	X		FWD	28	24	54,9	90	55,5					3
	10/86-90			16-1017		Joint Kit		X	FWD		24		94						
1.8TD (54 kW)																			
	86-90			15-1083		Joint Kit	X			28	24	54,9	90	55,5					3
	86-90			16-1017		Joint Kit		X			24		94						
33 (907)																			
1.7 16v, 4WD (95-97 kW)																			
	1/90-94			15-1257	44	Joint Kit	X		FWD	25	25	52	90	47					2
	1/90-94			16-1017		Joint Kit		X	FWD		24		94						
All models																			
	90-94			15-1183		Joint Kit	X			25	24	52	90	47					3
	90-94			16-1017		Joint Kit		X			24		94						
75																			
1.6 (76-81 kW)																			
	5/85-12/92			16-1017		Joint Kit	X	X	M/T		24		94						
1.8 (85-88-90-95 kW)																			
	5/85-92			16-1017		Joint Kit	X	X	M/T		24		94						
2.0, T-Spark (94-107-109 kW)																			
	87-92			16-1017		Joint Kit	X	X	M/T		24		94						
2.0TD (70 kW)																			
	5/85-92			16-1017		Joint Kit	X	X	M/T		24		94						
90																			
1.8 (85-89 kW)																			
	9/84-88			16-1017		Joint Kit	X	X	M/T		24		94						
2.0, ie (94-100 kW)																			
	9/84-88			16-1017		Joint Kit	X	X	M/T		24		94						
2.5 V6 (110 kW)																			
	9/84-88			16-1017		Joint Kit	X	X	M/T		24		94						

Per ordinare i GIUNTI senza KIT, sostituire il primo numero dopo il precodice con 0 mantenendo invariate le ultime 3 cifre. (Es.:15-1001 c/KIT=15-0001 senza KIT / 16-1001 c/KIT =16-0001 senza KIT)
By request we supply outer and inner CVJ without KIT (Eg.:15-1001 with KIT=15-0001 without KIT / 16-1001 with KIT =16-0001 without KIT)

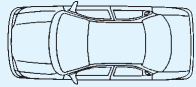


Legenda quote dimensionali vedi pagina I
 Legenda of dimensions see page I

		CHASSIS	L/R	METELLI ref.	ABS	DESCRIP-TION			INFO	A	B	C	D	E	F	H	I	L	Fig
ALFA ROMEO 145 - 146 1.4 ie (66 kW)				15-1109		Joint Kit	X			25	25	52	90	47					2
	10/94-11/96			15-1110	44	Joint Kit	X			25	25	52	90	47					2
	94-12/96			17-0191		Driveshaft				25			90	94		85		640	10
	94-12/96			17-0192	44	Driveshaft				25			90	94		85		640	10
1.4 ie 16v T-Spark (76 kW)	12/96-10/98			15-1211		Joint Kit	X	G.Box C510		25	25	52	90	47					3
	11/98-1/99			15-1258		Joint Kit	X	G.Box C510		25	25	51	90	47					3
	12/96-10/98			15-1212	44	Joint Kit	X	G.Box C510		25	25	52	96	47					3
	12/96-01			16-1020		Joint Kit		X			25		100						
	1/97-10/98			17-0193		Driveshaft				25			90	100		85		475	10
	1/97-10/98			17-0194	44	Driveshaft				25			90	100		85		475	10
1.6 ie (76 kW)	10/94-11/96			15-1109		Joint Kit	X			25	25	52	90	47					2
	10/94-11/96			15-1110	44	Joint Kit	X			25	25	52	90	47					2
	94-12/96			17-0191		Driveshaft				25			90	94		85		640	10
	94-12/96			17-0192	44	Driveshaft				25			90	94		85		640	10
1.6 ie 16v T-Spark (88 kW)	12/96-10/98			15-1211		Joint Kit	X			25	25	52	90	47					3
	11/98-01			15-1258		Joint Kit	X			25	25	51	90	47					3
	12/96-10/98			15-1212	44	Joint Kit	X			25	25	52	96	47					3
	12/96-01			16-1020		Joint Kit		X			25		100						
	1/97-10/98			17-0193		Driveshaft				25			90	100		85		475	10
	11/98-			17-0327		Driveshaft				25			90	94		85		466	10
	1/97-10/98			17-0194	44	Driveshaft				25			90	100		85		475	10
1.7 ie 16v (95 kW)	10/94-11/96			15-1109		Joint Kit	X			25	25	52	90	47					2
	10/94-11/96			15-1110	44	Joint Kit	X			25	25	52	90	47					2
	94-12/96			17-0191		Driveshaft				25			90	94		85		640	10
	94-12/96			17-0192	44	Driveshaft				25			90	94		85		640	10
1.8 ie 16v T-Spark (103 kW)	12/96-10/98			15-1211		Joint Kit	X			25	25	52	90	47					3

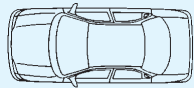
Per ordinare i GIUNTI senza KIT, sostituire il primo numero dopo il precodice con 0 mantenendo invariate le ultime 3 cifre. (Es:15-1001 c/KIT=15-0001 senza KIT / 16-1001 c/KIT =16-0001 senza KIT)
 By request we supply outer and inner CVJ without KIT (Eg.:15-1001 with KIT=15-0001 without KIT / 16-1001 with KIT =16-0001 without KIT)

Legenda quote dimensionali vedi pagina I
Legenda of dimensions see page I



		CHASSIS	L/R	METELLI ref.	ABS	DESCRIP- TION		INFO	Legenda quote dimensionali vedi pagina I Legenda of dimensions see page I											
									A	B	C	D	E	F	H	I	L	Fig		
ALFA ROMEO 145 - 146 1.8 ie 16v T-Spark (103 kW)																				
	11/98-01			15-1258		Joint Kit	X		25	25	51	90	47							3
	12/96-10/98			15-1212	44	Joint Kit	X		25	25	52	96	47							3
	12/96-01			16-1020		Joint Kit		X		25		100								
	1/97-10/98			17-0193		Driveshaft			25			90	100		85			475	10	
	11/98- 1/97-10/98			17-0327 17-0194		Driveshaft			25			90	94		85			466	10	
1.9 TD (66 kW)	94-10/98			15-1211		Joint Kit	X		25	25	52	90	47							3
	11/98-1/99			15-1258		Joint Kit	X		25	25	51	90	47							3
	94-10/98			15-1212	44	Joint Kit	X		25	25	52	96	47							3
	11/94-1/99			16-1020		Joint Kit		X		25		100								
	94-12/96			17-0191		Driveshaft			25			90	94		85			640	10	
	1/97-10/98			17-0193		Driveshaft			25			90	100		85			475	10	
	11/98- 94-12/96			17-0327 17-0192		Driveshaft			25			90	94		85			466	10	
	1/97-10/98			17-0194	44	Driveshaft			25			90	100		85			475	10	
1.9JTD (77 kW)	1/99-01			15-1244		Joint Kit	X		25	28	59	98	47							3
	1/99-01			16-1020		Joint Kit		X		25		100								
2.0 16v T-Spark (110 kW)	12/96-10/98			15-1211		Joint Kit	X		25	25	52	90	47							3
	11/98-01			15-1258		Joint Kit	X		25	25	51	90	47							3
	12/96-10/98			15-1212	44	Joint Kit	X		25	25	52	96	47							3
	12/96-01			16-1020		Joint Kit		X		25		100								
	1/97-10/98			17-0193		Driveshaft			25			90	100		85			475	10	
	11/98- 1/97-10/98			17-0327 17-0194		Driveshaft			25			90	94		85			466	10	
					17-0194	44	Driveshaft			25			90	100		85			475	10

Per ordinare i GIUNTI senza KIT, sostituire il primo numero dopo il precodice con 0 mantenendo invariate le ultime 3 cifre. (Es.:15-1001 c/KIT=15-0001 senza KIT / 16-1001 c/KIT =16-0001 senza KIT)
By request we supply outer and inner CVJ without KIT (Eg.:15-1001 with KIT=15-0001 without KIT / 16-1001 with KIT =16-0001 without KIT)

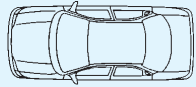


Legenda quote dimensionali vedi pagina I
 Legenda of dimensions see page I

		CHASSIS	L/R	METELLI ref.	ABS	DESCRIP-TION		INFO	A	B	C	D	E	F	H	I	L	Fig
ALFA ROMEO																		
147																		
1.6 16v (77-88 kW)	00-			15-1258		Joint Kit	X		25	25	51	90	47					3
1.9JTD (81 kW)	00-			15-1258		Joint Kit	X		25	25	51	90	47					3
2.0 16v (110 kW)	00-			15-1258		Joint Kit	X		25	25	51	90	47					3
155																		
1.6 T-Spark (88 kW)	5/96-	-0166649		15-1109		Joint Kit	X		25	25	52	90	47					2
	5/96-	0166650-		15-1211		Joint Kit	X		25	25	52	90	47					3
	5/96-	-0166649		15-1110	44	Joint Kit	X		25	25	52	90	47					2
	5/96-	0166650-		15-1212	44	Joint Kit	X		25	25	52	96	47					3
	5/96-			16-1020		Joint Kit	X			25		100						
	1/96-			17-0193		Driveshaft			25			90	100		85		475	10
	1/96-			17-0194	44	Driveshaft			25			90	100		85		475	10
1.7 T-Spark (83-85 kW)	4/93-4/96			15-1109		Joint Kit	X		25	25	52	90	47					2
	4/93-4/96			15-1093	44	Joint Kit	X		25	25	52	90	47					2
	4/93-4/96			16-1002A		Joint Kit	X			25		100						
	4/93-4/96			16-0002		Joint	X			25		100						
	1/96-			17-0193		Driveshaft			25			90	100		85		475	10
	1/96-			17-0194	44	Driveshaft			25			90	100		85		475	10
1.8 T-Spark, Sport (77-93-95 kW)	2/92-4/96			15-1109		Joint Kit	X		25	25	52	90	47					2
	2/92-4/96			15-1093	44	Joint Kit	X		25	25	52	90	47					2
	2/92-4/96			16-1002A		Joint Kit	X			25		100						
	2/92-4/96			16-0002		Joint	X			25		100						
	1/96-			17-0193		Driveshaft			25			90	100		85		475	10
	1/96-			17-0194	44	Driveshaft			25			90	100		85		475	10
1.9TD (66 kW)	4/93-12/95			15-1109		Joint Kit	X		25	25	52	90	47					2
	4/93-12/95			15-1093	44	Joint Kit	X		25	25	52	90	47					2

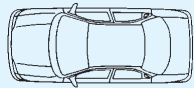
Per ordinare i GIUNTI senza KIT, sostituire il primo numero dopo il precodice con 0 mantenendo invariate le ultime 3 cifre. (Es:15-1001 c/KIT=15-0001 senza KIT / 16-1001 c/KIT =16-0001 senza KIT)
 By request we supply outer and inner CVJ without KIT (Eg.:15-1001 with KIT=15-0001 without KIT / 16-1001 with KIT =16-0001 without KIT)

Legenda quote dimensionali vedi pagina I
Legenda of dimensions see page I



		CHASSIS	L/R	METELLI ref.	ABS	DESCRIP- TION		INFO	A	B	C	D	E	F	H	I	L	Fig
ALFA ROMEO 155 1.9TD (66 kW)	4/93-12/95			16-1002A		Joint Kit	X			25		100						
	4/93-12/95			16-0002		Joint	X			25		100						
	1/96-			17-0193		Driveshaft			25			90	100		85		475	10
	1/96-			17-0194	44	Driveshaft			25			90	100		85		475	10
2.0 T-Spark, 16v (104-106-110 kW)	2/92-12/95			15-1109		Joint Kit	X		25	25	52	90	47					2
	2/92-12/95			15-1093	44	Joint Kit	X		25	25	52	90	47					2
	2/92-12/95			16-1002A		Joint Kit	X			25		100						
	2/92-12/95			16-0002		Joint	X			25		100						
	1/96-			17-0193		Driveshaft			25			90	100		85		475	10
	1/96-			17-0194	44	Driveshaft			25			90	100		85		475	10
2.0 16v Turbo Q4 (137-140 kW)	2/92-4/96			15-1153	44	Joint Kit	X	FWD	25	28	56	98	47					3
	2/92-4/96			16-1002A		Joint Kit	X	FWD		25		100						
	2/92-4/96			16-0002		Joint	X	FWD		25		100						
2.5 V6 (120-121 kW)	2/92-9/96			15-1153	44	Joint Kit	X		25	28	56	98	47					3
	2/92-9/96			16-1002A		Joint Kit	X			25		100						
	2/92-9/96			16-0002		Joint	X			25		100						
2.5TD (92 kW)	4/93-12/95			15-1153	44	Joint Kit	X	M/T	25	28	56	98	47					3
156, SportWagon 1.6 16v T-Spark (88 kW)	97-			15-1245		Joint Kit	X		25	25	59	89	47					3
	97-			16-1020		Joint Kit	X			25		100						
	97-			17-0328		Driveshaft			25			89	100					10
1.8 16v T-Spark (103 kW)	97-			15-1245		Joint Kit	X		25	25	59	89	47					3
	97-			16-1020		Joint Kit	X			25		100						
1.8 16v T-Spark (106 kW)	97-			15-1245		Joint Kit	X		25	25	59	89	47					3
	97-			16-1020		Joint Kit	X			25		100						

Per ordinare i GIUNTI senza KIT, sostituire il primo numero dopo il precodice con 0 mantenendo invariate le ultime 3 cifre. (Es:15-1001 c/KIT=15-0001 senza KIT / 16-1001 c/KIT =16-0001 senza KIT)
By request we supply outer and inner CVJ without KIT (Eg.:15-1001 with KIT=15-0001 without KIT / 16-1001 with KIT =16-0001 without KIT)

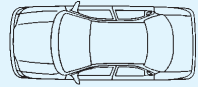


Legenda quote dimensionali vedi pagina I
 Legenda of dimensions see page I

		CHASSIS	L/R	METELLI ref.	ABS	DESCRIP-TION			INFO	A	B	C	D	E	F	H	I	L	Fig
ALFA ROMEO																			
156, SportWagon																			
1.8 16v T-Spark (106 kW)	97-			17-0328		Driveshaft				25			89	100					10
1.9JTD (81-85 kW)	00-			15-1244		Joint Kit	X			25	28	59	98	47					3
2.0 16v T-Spark (110 kW)	97-			15-1245		Joint Kit	X			25	25	59	89	47					3
	97-			16-1020		Joint Kit		X			25		100						
	97-			17-0328		Driveshaft				25			89	100					10
2.0 16v T-Spark (114 kW)	97-			15-1245		Joint Kit	X			25	25	59	89	47					3
	97-			16-1020		Joint Kit		X			25		100						
2.4JTD (100-103-110 kW)	97-			15-1244		Joint Kit	X			25	28	59	98	47					3
2.5 V6 24v (140-141 kW)	97-			15-1244		Joint Kit	X			25	28	59	98	47					3
	97-			16-1020		Joint Kit		X			25		100						
	97-	-0105287	L	17-0195		Driveshaft				25			98	100		85		495	10
	97-	-0105287	R	17-0465		Driveshaft				25			98	100					
164																			
2.0 T-Spark Super (106 kW)	9/92-9/98			15-1093	44	Joint Kit	X		M/T, Mod. 164.H3	25	25	52	90	47					2
	9/92-9/98			16-1002A		Joint Kit		X	M/T, Mod. 164.H3		25		100						
	9/92-9/98			16-0002		Joint		X	M/T, Mod. 164.H3		25		100						
2.0 T-Spark, Turbo (102-105-109 kW)	7/87-9/92	-T6104158		15-1103		Joint Kit	X		M/T	25	25	54,5	90	47					2
	7/87-9/92	-T6104158		16-1002A		Joint Kit		X	M/T		25		100						
	7/87-9/92	-T6104158		16-0002		Joint		X	M/T		25		100						
2.0 V6 Turbo (148-150 kW)	91-9/98			15-1152	44	Joint Kit	X			27	28	56	98	46					3
	91-9/98			16-1014A		Joint Kit		X			28		108						
	91-9/98			16-0014		Joint		X			28		108						
2.5TD (84 kW)	6/87-9/92			16-1014A		Joint Kit		X	M/T		28		108						
	6/87-9/92			16-0014		Joint		X	M/T		28		108						
2.5TD (92 kW)	9/92-9/98			15-1152	44	Joint Kit	X		A/T+M/T	27	28	56	98	46					3

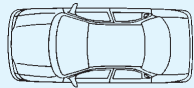
Per ordinare i GIUNTI senza KIT, sostituire il primo numero dopo il precodice con 0 mantenendo invariate le ultime 3 cifre. (Es:15-1001 c/KIT=15-0001 senza KIT / 16-1001 c/KIT =16-0001 senza KIT)
 By request we supply outer and inner CVJ without KIT (Eg.:15-1001 with KIT=15-0001 without KIT / 16-1001 with KIT =16-0001 without KIT)

Legenda quote dimensionali vedi pagina I
Legenda of dimensions see page I



		CHASSIS	L/R	METELLI ref.	ABS	DESCRIP- TION			INFO	A	B	C	D	E	F	H	I	L	Fig
ALFA ROMEO																			
164																			
2.5TD (92 kW)	9/92-9/98			16-1014A		Joint Kit		X	A/T+M/T		28		108						
	9/92-9/98			16-0014		Joint		X	A/T+M/T		28		108						
3.0 V6 (132 kW)	9/92-9/98			15-1152	44	Joint Kit	X		A/T+M/T	27	28	56	98	46					3
	9/92-9/98			16-1014A		Joint Kit		X	A/T+M/T		28		108						
	9/92-9/98			16-0014		Joint		X	A/T+M/T		28		108						
3.0 V6 (135 kW)	6/87-9/92			16-1014A		Joint Kit		X	A/T+M/T		28		108						
	6/87-9/92			16-0014		Joint		X	A/T+M/T		28		108						
3.0 24v Q4 (170 kW)	2/94-9/98			15-1152	44	Joint Kit	X		M/T	27	28	56	98	46					3
	2/94-9/98			16-1014A		Joint Kit		X	M/T		28		108						
	2/94-9/98			16-0014		Joint		X	M/T		28		108						
166																			
2.0 T-Spark 16v (114 kW)	9/98-			15-1297		Joint Kit	X			27	25	59	90	47					3
	9/98-			16-1020		Joint Kit		X			25		100						
2.0 V6 12v Turbo (151 kW)	9/98-			15-1300		Joint Kit	X		A/T+M/T	27	28	59	98	47					3
	9/98-		L	16-1025		Joint Kit		X	M/T		28		108						
	9/98-		R	16-1014		Joint Kit		X	M/T		28		108						
	9/98-			17-0370		Driveshaft				27			98	108			32	540	10
2.4JTD (100 kW)	9/98-			15-1300		Joint Kit	X		A/T+M/T	27	28	59	98	47					3
2.5 V6 24v (140 kW)	9/98-			15-1300		Joint Kit	X		A/T+M/T	27	28	59	98	47					3
	9/98-		L	16-1025		Joint Kit		X	M/T		28		108						
	9/98-		R	16-1014		Joint Kit		X	M/T		28		108						
	10/98-			17-0370		Driveshaft			A/T	27			98	108			32	540	10
	10/98-		L	17-0370		Driveshaft			M/T	27			98	108			32	540	10
	10/98-		R	17-0371		Driveshaft			M/T	27			98	108			32	477	10
3.0 V6 24v (166 kW)	9/98-			15-1300		Joint Kit	X		A/T+M/T	27	28	59	98	47					3

Per ordinare i GIUNTI senza KIT, sostituire il primo numero dopo il precodice con 0 mantenendo invariate le ultime 3 cifre. (Es:15-1001 c/KIT=15-0001 senza KIT / 16-1001 c/KIT =16-0001 senza KIT)
By request we supply outer and inner CVJ without KIT (Eg.:15-1001 with KIT=15-0001 without KIT / 16-1001 with KIT =16-0001 without KIT)

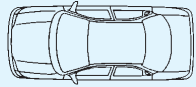


Legenda quote dimensionali vedi pagina I
 Legenda of dimensions see page I

		CHASSIS	L/R	METELLI ref.	ABS	DESCRIP- TION			INFO	A	B	C	D	E	F	H	I	L	Fig
ALFA ROMEO																			
166																			
3.0 V6 24v (166 kW)																			
	9/98-		L	16-1025		Joint Kit		X	M/T		28		108						
	9/98-		R	16-1014		Joint Kit		X	M/T		28		108						
	10/98-			17-0370		Driveshaft			M/T	27			98	108			32	540	10
	10/98-		L	17-0370		Driveshaft			A/T	27			98	108			32	540	10
	10/98-		R	17-0371		Driveshaft			A/T	27			98	108			32	477	10
1750																			
1750 (83 kW)																			
	68-7/75			16-1017		Joint Kit	X	X	M/T, Mod. 105.48		24		94						
2000																			
2000 (97 kW)																			
	10/71-12/83			16-1017		Joint Kit	X	X	M/T, Mod. 105		24		94						
Alfasud																			
1.2 (46-50 kW)																			
	72-9/84			16-1017		Joint Kit		X	M/T		24		94						
1.3, Ti (50-51-55 kW)																			
	72-9/84			16-1017		Joint Kit		X	M/T, Mod. 901.G0-G4, Super		24		94						
1.5Ti, Sprint (61-70-77 kW)																			
	72-12/84			16-1017		Joint Kit		X	M/T		24		94						
Alfasud Sprint																			
1.3 (55 kW)																			
	9/76-12/81			16-1017		Joint Kit		X			24		94						
1.5 (77 kW)																			
	83-12/87			16-1017		Joint Kit		X			24		94						
Alfetta																			
1.6 (79 kW)																			
	72-84			16-1017		Joint Kit	X	X			24		94						
1.8 (85-89-90 kW)																			
	72-84			16-1017		Joint Kit	X	X			24		94						
2.0 (89-96 kW)																			
	72-84			16-1017		Joint Kit	X	X			24		94						
2.0TD (60 kW)																			
	10/79-84			16-1017		Joint Kit	X	X			24		94						

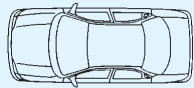
Per ordinare i GIUNTI senza KIT, sostituire il primo numero dopo il precodice con 0 mantenendo invariate le ultime 3 cifre. (Es.:15-1001 c/KIT=15-0001 senza KIT / 16-1001 c/KIT =16-0001 senza KIT)
 By request we supply outer and inner CVJ without KIT (Eg.:15-1001 with KIT=15-0001 without KIT / 16-1001 with KIT =16-0001 without KIT)

Legenda quote dimensionali vedi pagina I
Legenda of dimensions see page I



		CHASSIS	L/R	METELLI ref.	ABS	DESCRIP- TION			INFO	A	B	C	D	E	F	H	I	L	Fig
ALFA ROMEO																			
Alfetta America																			
2.0 (96 kW)	78-84			16-1017		Joint Kit	X	X			24		94						
Alfetta GT - GTV (116)																			
1.6 (79 kW)	1/75-84			16-1017		Joint Kit	X	X			24		94						
1.8 (85-89 kW)	1/75-84			16-1017		Joint Kit	X	X			24		94						
2.0 (89-96 kW)	5/76-84			16-1017		Joint Kit	X	X			24		94						
Alfetta Nuova GTV																			
2.0 (94-96 kW)	1/85-1/86			16-1017		Joint Kit	X	X			24		94						
Arna																			
1.2 (44-50 kW)	6/83-9/87	-5261499		15-1126		Joint Kit	X		M/T	28	22	54,9	81	55,5					3
	6/83-9/87	-5261499		16-1017		Joint Kit		X	M/T		24		94						
1.3 (58 kW)	6/83-9/87	-5261499		15-1126		Joint Kit	X		M/T	28	22	54,9	81	55,5					3
	6/83-9/87	-5261499		16-1017		Joint Kit		X	M/T		24		94						
1.3Ti (63 kW)	6/83-9/87			15-1083		Joint Kit	X			28	24	54,9	90	55,5					3
	6/83-9/87			16-1017		Joint Kit		X			24		94						
1.5, i (70 kW)	6/83-9/87			15-1083		Joint Kit	X			28	24	54,9	90	55,5					3
	6/83-9/87			16-1017		Joint Kit		X			24		94						
Giulietta																			
1.3 (66 kW)	78-85			16-1017		Joint Kit	X	X			24		94						
1.6 (79 kW)	10/77-85			16-1017		Joint Kit	X	X			24		94						
1.8 (90 kW)	79-85			16-1017		Joint Kit	X	X			24		94						
2.0 (96 kW)	80-85			16-1017		Joint Kit	X	X			24		94						
2.0TD (61 kW)	83-85			16-1017		Joint Kit	X	X			24		94						

Per ordinare i GIUNTI senza KIT, sostituire il primo numero dopo il precodice con 0 mantenendo invariate le ultime 3 cifre. (Es.:15-1001 c/KIT=15-0001 senza KIT / 16-1001 c/KIT =16-0001 senza KIT)
By request we supply outer and inner CVJ without KIT (Eg.:15-1001 with KIT=15-0001 without KIT / 16-1001 with KIT =16-0001 without KIT)

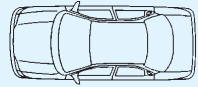


Legenda quote dimensionali vedi pagina I
 Legenda of dimensions see page I

		CHASSIS	L/R	METELLI ref.	ABS	DESCRIPTION			INFO	A	B	C	D	E	F	H	I	L	Fig
ALFA ROMEO																			
GTV (916)																			
1.8 16v T-Spark (106 kW)	5/95-			15-1212	44	Joint Kit	X			25	25	52	96	47					3
	5/95-			16-1020		Joint Kit		X			25		100						
2.0 16v T-Spark (114 kW)	5/95-			15-1212	44	Joint Kit	X		M/T	25	25	52	96	47					3
	5/95-			16-1020		Joint Kit		X	M/T		25		100						
	6/95-			17-0194	44	Driveshaft				25			90	100		85		475	10
2.0 V6 Turbo (148 kW)	6/95-			15-1153	44	Joint Kit	X		M/T	25	28	56	98	47					3
3.0 V6 24v (162 kW)	10/96-			15-1153	44	Joint Kit	X			25	28	56	98	47					3
Spider (916)																			
1.8 16v T-Spark (106 kW)	5/98-			15-1212	44	Joint Kit	X			25	25	52	96	47					3
	5/98-			16-1020		Joint Kit		X			25		100						
2.0 16v T-Spark (114 kW)	5/98-			15-1212	44	Joint Kit	X		M/T	25	25	52	96	47					3
	5/98-			16-1020		Joint Kit		X	M/T		25		100						
	6/95-			17-0194	44	Driveshaft				25			90	100		85		475	10
2.0 V6 Turbo (148 kW)	5/98-			15-1153	44	Joint Kit	X			25	28	56	98	47					3
3.0 V6 (141 kW)	5/95-			15-1153	44	Joint Kit	X		M/T	25	28	56	98	47					3
Sprint																			
1.3 (63 kW)	9/76-12/81			15-1083		Joint Kit	X			28	24	54,9	90	55,5					3
	9/76-12/81			16-1017		Joint Kit		X			24		94						
1.5 (77 kW)	83-12/87			15-1083		Joint Kit	X			28	24	54,9	90	55,5					3
	83-12/87			16-1017		Joint Kit		X			24		94						
1.7 (87 kW)	1/87-12/89			15-1083		Joint Kit	X			28	24	54,9	90	55,5					3
	1/87-12/89			16-1017		Joint Kit		X			24		94						

Per ordinare i GIUNTI senza KIT, sostituire il primo numero dopo il precodice con 0 mantenendo invariate le ultime 3 cifre. (Es:15-1001 c/KIT=15-0001 senza KIT / 16-1001 c/KIT =16-0001 senza KIT)
 By request we supply outer and inner CVJ without KIT (Eg.:15-1001 with KIT=15-0001 without KIT / 16-1001 with KIT =16-0001 without KIT)

Legenda quote dimensionali vedi pagina I
 Legenda of dimensions see page I



CHASSIS

L/R

METELLI
ref.

ABS DESCRIP-
TION

INFO

A B C D E F H I L Fig

AUDI

50 (86)

1.1 (37-44 kW)

8/74-7/78	8651500001-8682499999	15-1035	Joint Kit	X	M/T	20	25	45,5	77	48							2
-----------	-----------------------	----------------	-----------	---	-----	----	----	------	----	----	--	--	--	--	--	--	---

8/74-7/78	8651500001-8682499999	16-1003	Joint Kit		X M/T		33			92							
-----------	-----------------------	----------------	-----------	--	-------	--	----	--	--	----	--	--	--	--	--	--	--

1.3 (44 kW)

8/77-7/78	8651500001-8682499999	15-1035	Joint Kit	X	M/T	20	25	45,5	77	48							2
-----------	-----------------------	----------------	-----------	---	-----	----	----	------	----	----	--	--	--	--	--	--	---

8/77-7/78	8651500001-8682499999	16-1003	Joint Kit		X M/T		33			92							
-----------	-----------------------	----------------	-----------	--	-------	--	----	--	--	----	--	--	--	--	--	--	--

80 I

1.3 (40-44 kW)

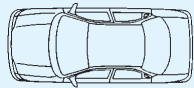
5/72-7/76		15-1049	Joint Kit	X	M/T	22	30	51	81	48							3
-----------	--	----------------	-----------	---	-----	----	----	----	----	----	--	--	--	--	--	--	---

5/72-7/76		16-1004	Joint Kit	X	X M/T		33	33		94							
-----------	--	----------------	-----------	---	-------	--	----	----	--	----	--	--	--	--	--	--	--



1.5 (55-63 kW)

5/72-7/76	8232198265-8252110429	15-1049	Joint Kit	X	126w.0278/TwI26w.(30)-1780.6(51)-2423.4(3(-2766.4(28)-3045.5(8)T9780.86 Tf94180391-B-08033361-H-29933 3.203314.												
-----------	-----------------------	----------------	-----------	---	---	--	--	--	--	--	--	--	--	--	--	--	--

GT

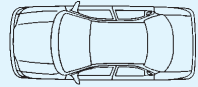


Legenda quote dimensionali vedi pagina I
 Legenda of dimensions see page I

AUDI	CHASSIS	L/R	METELLI ref.	ABS	DESCRIP-TION	 	INFO	A	B	C	D	E	F	H	I	L	Fig	
80 III, Avant 1.6 GLE (81 kW)	8/78-7/86		8232198265-81-B-020000		15-1049	Joint Kit	X	A/T+M/T	22	30	51	81	48					3
	8/78-7/86		8232198265-81-B-020000		16-1004	Joint Kit		X A/T+M/T		33		94						
1.6D (40 kW)	8/80-8/86		81-B-000001-81-B-020000		15-1049	Joint Kit	X	A/T+M/T	22	30	51	81	48					3
	9/80-8/86		81-B-020001-81-H-299000		15-1096	Joint Kit	X	A/T+M/T	22	30	51	81	48					2
	8/80-8/86		81-B-000001-81-H-299000		16-1004	Joint Kit		X A/T+M/T		33		94						
1.6TD (59 kW)	8/81-5/86		81-C-117462-81-H-299000		15-1096	Joint Kit	X	A/T+M/T	22	30	51	81	48					2
	8/81-5/86		81-C-117462-81-H-299000		16-1004	Joint Kit		X A/T+M/T		33		94						
1.8 (65-66-68 kW)	1/83-7/86		81-D-079180-81-H-299000		15-1096	Joint Kit	X	A/T+M/T	22	30	51	81	48					2
	1/83-7/86		81-D-079180-81-H-299000		16-1004	Joint Kit		X A/T+M/T		33		94						
1.9 CD-5S (85 kW)	9/81-7/83		81-D-077974-81-D-250000		15-1050	Joint Kit	X	A/T+M/T	22	30	51	90	49					2
	8/81-7/83		81-C-000001-81-D-077973		15-1096	Joint Kit	X	A/T+M/T	22	30	51	81	48					2
	8/81-7/83		81-C-000001-81-D-077973		16-1004	Joint Kit		X A/T+M/T		33		94						
	9/81-7/83		81-D-077974-81-D-250000		16-1010	Joint Kit		X A/T+M/T		33		100						
2.2 (85 kW)	12/82-8/83		81-D-077974-81-H-299000		15-1050	Joint Kit	X		22	30	51	90	49					2
	8/80-12/82		81-B-000001-81-D-077973		15-1096	Joint Kit	X	A/T+M/T	22	30	51	81	48					2
	8/80-12/82		81-B-000001-81-D-077973		16-1004	Joint Kit		X A/T+M/T		33		94						
	12/82-8/83		81-D-077974-81-H-299000		16-1010	Joint Kit		X		33		100						
80 III Quattro, Avant Quattro 1.8, GTE (66-68-81-82 kW)	4/85-8/86		-89-J-350000		15-1025	Joint Kit	X	M/T, RWD	26	25	56,5	90	50					3
	8/84-8/86				15-1050	Joint Kit	X	M/T, FWD	22	30	51	90	49					2
	8/84-3/85				15-1150	Joint Kit	X	M/T, RWD	26	28	56,4	98	51					3
	4/85-8/86		-89-J-350000		15-1127	96 Joint Kit	X	M/T, RWD	26	25	56,5	90	50					3
	8/84-3/85				15-1203	96 Joint Kit	X	M/T, RWD	26	28	56,6	98	50					3
	4/85-8/86		-89-J-350000		16-0004	Joint		X M/T, RWD		33		94						
	4/85-8/86		-89-J-350000		16-1004A	Joint Kit		X M/T, RWD		33		94						

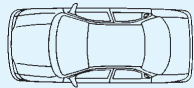
Per ordinare i GIUNTI senza KIT, sostituire il primo numero dopo il precodice con 0 mantenendo invariate le ultime 3 cifre. (Es:15-1001 c/KIT=15-0001 senza KIT / 16-1001 c/KIT =16-0001 senza KIT)
 By request we supply outer and inner CVJ without KIT (Eg.:15-1001 with KIT=15-0001 without KIT / 16-1001 with KIT =16-0001 without KIT)

Legenda quote dimensionali vedi pagina I
Legenda of dimensions see page I



		CHASSIS	L/R	METELLI ref.	ABS	DESCRIP- TION		INFO	A	B	C	D	E	F	H	I	L	Fig
AUDI 80 III Quattro, Avant Quattro 1.8, GTE (66-68-81-82 kW)	8/84-8/86			16-1010		Joint Kit	X	M/T, FWD		33		100						
	8/84-3/85			16-1014		Joint Kit	X	M/T, RWD		28		108						
80 IV, Avant 1.6 (51-55 kW)	9/86-9/91	89-J-373599-8A-N-200000		15-1066		Joint Kit	X	M/T	33	30	53	81	30					2
	9/86-9/91	89-H-300001-89-J-373598		15-1096		Joint Kit	X	M/T	22	30	51	81	48					2
	9/86-9/91	89-J-373599-8A-N-200000		15-1122	45	Joint Kit	X	M/T	33	30	53	81	30					2
	9/86-9/91	89-H-300001-89-J-373598		15-1185	96	Joint Kit	X	M/T	22	30	51	81	48					2
	9/86-9/91	89-H-300001-89-J-373598		16-1004		Joint Kit	X	M/T		33		94						
	5/88-12/91		L	17-0183		Driveshaft			33			81	94		30		580	10
	5/88-12/91		R	17-0184		Driveshaft			33			81	94		30		565	14
1.6 (73-75 kW)	8/90-12/91		L	17-0181	45	Driveshaft			33			88	100		30		580	10
	8/90-12/91		R	17-0182	45	Driveshaft			33			88	100		30		570	14
1.6D (40 kW)	9/86-8/91	89-J-373599-89-K-520000		15-1066		Joint Kit	X	M/T	33	30	53	81	30					2
	9/86-8/91	-89-J-373598		15-1096		Joint Kit	X	A/T+M/T	22	30	51	81	48					2
	9/86-8/91	-89-J-373598		16-1004		Joint Kit	X	A/T+M/T		33		94						
	5/88-12/91		L	17-0183		Driveshaft			33			81	94		30		580	10
	5/88-12/91		R	17-0184		Driveshaft			33			81	94		30		565	14
1.6TD (59 kW)	9/86-8/91	89-J-373599-8A-N-200000		15-1066		Joint Kit	X	M/T	33	30	53	81	30					2
	9/86-8/91	8A-L-000001-8A-N-200000		15-1091		Joint Kit	X	A/T	33	30	53	88	30					2
	9/86-8/91	8A-L-000001-8A-N-200000		15-1112	45	Joint Kit	X	A/T	33	30	53	88	30					2
	5/88-12/91		L	17-0183		Driveshaft			33			81	94		30		580	10
	5/88-12/91		R	17-0184		Driveshaft			33			81	94		30		565	14
1.8, S (55-65-66 kW)	10/86-1/90	89-J-373599-8A-N-200000		15-1066		Joint Kit	X	M/T	33	30	53	81	30					2
	10/86-1/90	89-J-373599-8A-N-200000		15-1091		Joint Kit	X	A/T	33	30	53	88	30					2
	10/86-1/90	-89-J-373598		15-1096		Joint Kit	X	A/T+M/T	22	30	51	81	48					2
	10/86-8/91	89-J-373599-89-N-200000		15-1112	45	Joint Kit	X	A/T	33	30	53	88	30					2

Per ordinare i GIUNTI senza KIT, sostituire il primo numero dopo il precodice con 0 mantenendo invariate le ultime 3 cifre. (Es.:15-1001 c/KIT=15-0001 senza KIT / 16-1001 c/KIT =16-0001 senza KIT)
By request we supply outer and inner CVJ without KIT (Eg.:15-1001 with KIT=15-0001 without KIT / 16-1001 with KIT =16-0001 without KIT)

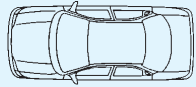


Legenda quote dimensionali vedi pagina I
 Legenda of dimensions see page I

		CHASSIS	L/R	METELLI ref.	ABS	DESCRIP-TION			INFO	A	B	C	D	E	F	H	I	L	Fig
AUDI 80 IV, Avant 1.8, S (55-65-66 kW)		10/86-1/90 89-J-373599-89-N-200000		15-1122	45	Joint Kit	X		M/T	33	30	53	81	30					2
		6/86-10/91 89-H-300001-89-J-373598		15-1111	96	Joint Kit	X		A/T	22	30	51	88	49					2
		9/86-1/90 89-H-300001-89-J-373598		15-1185	96	Joint Kit	X		M/T	22	30	51	81	48					2
		10/86-1/90 -89-J-373598		16-1004		Joint Kit		X	M/T		33		94						
		6/86-10/91 -89-J-373598		16-1010		Joint Kit		X	A/T		33		100						
		5/88-12/91	L	17-0183		Driveshaft				33			81	94		30		580	10
		5/88-12/91	R	17-0184		Driveshaft				33			81	94		30		565	14
1.8, E (83 kW)		10/86-1/90 89-J-373599-8A-N-200000		15-1091		Joint Kit	X		A/T+M/T	33	30	53	88	30					2
		10/86-8/91 89-J-373599-89-N-200000		15-1112	45	Joint Kit	X		A/T+M/T	33	30	53	88	30					2
		6/86-10/91 89-H-300001-89-J-373598		15-1111	96	Joint Kit	X		A/T+M/T	22	30	51	88	49					2
		6/86-10/91 89-H-300001-89-J-373598		16-1010		Joint Kit		X	A/T+M/T		33		100						
		5/88-12/91	L	17-0181	45	Driveshaft				33			88	100		30		580	10
		5/88-12/91	R	17-0182	45	Driveshaft				33			88	100		30		570	14
1.9D (50 kW)		9/89-8/91 8A-L-000001-8A-N-200000		15-1066		Joint Kit	X		M/T	33	30	53	81	30					2
		9/91-7/94 8C-N-000001-8C-P-300000		15-1091		Joint Kit	X		A/T+M/T	33	30	53	88	30					2
		8/89-8/91 8A-L-000001-8A-N-200000		15-1122	45	Joint Kit	X		M/T	33	30	53	81	30					2
		8/89-12/91	L	17-0183		Driveshaft				33			81	94		30		580	10
		8/89-12/91	R	17-0184		Driveshaft				33			81	94		30		565	14
2.0, E (82-83 kW)		88-8/91 89-J-373599-8C-P-300000		15-1091		Joint Kit	X		A/T+M/T	33	30	53	88	30					2
		8/88-8/91 89-J-373599-8C-P-300000		15-1112	45	Joint Kit	X		A/T+M/T	33	30	53	88	30					2
2.0 E 16v (101 kW)		3/90-9/91		15-1091		Joint Kit	X		M/T	33	30	53	88	30					2
		3/90-9/91 8A-K-000001-8A-N-200000		15-1112	45	Joint Kit	X		M/T	33	30	53	88	30					2
		3/90-9/91 8A-K-000001-8A-N-200000		16-1014		Joint Kit		X	M/T		28		108						

Per ordinare i GIUNTI senza KIT, sostituire il primo numero dopo il precodice con 0 mantenendo invariate le ultime 3 cifre. (Es:15-1001 c/KIT=15-0001 senza KIT / 16-1001 c/KIT =16-0001 senza KIT)
 By request we supply outer and inner CVJ without KIT (Eg.:15-1001 with KIT=15-0001 without KIT / 16-1001 with KIT =16-0001 without KIT)

Legenda quote dimensionali vedi pagina I
Legenda of dimensions see page I



AUDI

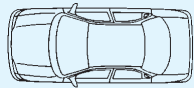
80 IV Quattro, Avant Quattro
1.8 (66-82 kW)

1.9 (83 kW)

2.0 (82-83-85 kW)

		CHASSIS	L/R	METELLI ref.	ABS	DESCRIP- TION		INFO	A	B	C	D	E	F	H	I	L	Fig
	9/86-9/91	-89-J-350000		15-1025		Joint Kit	X	M/T, RWD	26	25	56,5	90	50					3
	9/86-9/91	-89-J-351000		15-1050		Joint Kit	X	M/T, FWD	22	30	51	90	49					2
	3/88-9/91	89-H-351001-89-N-200000		15-1112	45	Joint Kit	X	M/T, FWD	33	30	53	88	30					2
	9/86-9/91	89-J-351001-		15-1122	45	Joint Kit	X	M/T, RWD	33	30	53	81	30					2
	9/86-9/91	89-H-300001-89-J-351000		15-1111	96	Joint Kit	X	M/T, FWD	22	30	51	88	49					2
	9/86-9/91	-89-J-350000		15-1127	96	Joint Kit	X	M/T, RWD	26	25	56,5	90	50					3
	9/86-9/91	89-J-351001-		16-1004		Joint Kit	X	M/T, RWD		33		94						
	9/86-9/91	-89-J-350000		16-1004A		Joint Kit	X	M/T, RWD		33		94						
	9/86-9/91	89-H-300001-89-J-351000		16-1010		Joint Kit	X	M/T, FWD		33		100						
	9/86-9/91	-89-J-350000		16-0004		Joint	X	M/T, RWD		33		94						
	4/88-		L	17-0181	45	Driveshaft		FWD	33			88	100		30		580	10
	4/88-		R	17-0182	45	Driveshaft		FWD	33			88	100		30		570	14
	9/86-8/90	-89-J-350000		15-1025		Joint Kit	X	M/T, RWD	26	25	56,5	90	50					3
	9/86-8/90	89-H-351000-89-J-351000		15-1050		Joint Kit	X	M/T, FWD	22	30	51	90	49					2
	9/86-8/90	89-H-351001-		15-1112	45	Joint Kit	X	M/T, FWD	33	30	53	88	30					2
	9/86-8/90	89-J-351001-		15-1122	45	Joint Kit	X	M/T, RWD	33	30	53	81	30					2
	9/86-8/90	89-J-261272-89-J-351000		15-1111	96	Joint Kit	X	M/T, FWD	22	30	51	88	49					2
	9/86-8/90	-89-J-350000		15-1127	96	Joint Kit	X	M/T, RWD	26	25	56,5	90	50					3
	9/86-8/90	89-J-351001-		16-1004		Joint Kit	X	M/T, RWD		33		94						
	9/86-8/90	-89-J-350000		16-1004A		Joint Kit	X	M/T, RWD		33		94						
	9/86-8/90	89-H-351000-89-J-351000		16-1010		Joint Kit	X	M/T, FWD		33		100						
	9/86-8/90	-89-J-350000		16-0004		Joint	X	M/T, RWD		33		94						
	8/88-8/91	89-H-351001-		15-1112	45	Joint Kit	X	M/T, FWD	33	30	53	88	30					2
	8/88-8/91	89-J-351001-		15-1122	45	Joint Kit	X	M/T, RWD	33	30	53	81	30					2
	8/88-8/91	89-J-351001-		16-1004		Joint Kit	X	M/T, RWD		33		94						
	8/88-8/91	89-H-351001-		16-1010		Joint Kit	X	M/T, FWD		33		100						

Per ordinare i GIUNTI senza KIT, sostituire il primo numero dopo il precodice con 0 mantenendo invariate le ultime 3 cifre. (Es:15-1001 c/KIT=15-0001 senza KIT / 16-1001 c/KIT =16-0001 senza KIT)
By request we supply outer and inner CVJ without KIT (Eg.:15-1001 with KIT=15-0001 without KIT / 16-1001 with KIT =16-0001 without KIT)

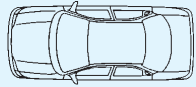


Legenda quote dimensionali vedi pagina I
 Legenda of dimensions see page I

		CHASSIS	L/R	METELLI ref.	ABS	DESCRIP-TION			INFO	A	B	C	D	E	F	H	I	L	Fig
AUDI 80 IV Quattro, Avant Quattro 2.0 (82-83-85 kW)	4/88-		L	17-0181	45	Driveshaft			FWD	33			88	100				580	10
	4/88-		R	17-0182	45	Driveshaft			FWD	33			88	100				570	14
2.0 E 16v (101 kW)	3/90-8/91	89-H-351001-		15-1112	45	Joint Kit	X		M/T, RWD	33	30	53	88	30					2
	3/90-8/91	89-H-351001-		16-1010		Joint Kit		X	M/T, RWD		33		100						
80 V, Avant 1.6 (52-74 kW)	9/91-12/94	8C-N-086134-8C-P-300000		15-1091		Joint Kit	X		M/T	33	30	53	88	30					2
	9/91-12/94	8C-N-086134-8C-P-300000		15-1112	45	Joint Kit	X		M/T	33	30	53	88	30					2
	3/92-		L	17-0181	45	Driveshaft				33			88	100				580	10
	3/92-		R	17-0182	45	Driveshaft				33			88	100				570	14
1.9TD (55 kW)	9/91-12/94			15-1091		Joint Kit	X		A/T+M/T	33	30	53	88	30					2
	9/91-12/94			15-1112	45	Joint Kit	X		A/T+M/T	33	30	53	88	30					2
	3/92-		L	17-0181	45	Driveshaft				33			88	100				580	10
	3/92-		R	17-0182	45	Driveshaft				33			88	100				570	14
1.9TDi (66 kW)	9/91-12/94		15-1112	45	Joint Kit	X		M/T	33	30	53	88	30					2	
2.0 (66-85 kW)	9/91-12/94			15-1091		Joint Kit	X		M/T, 4Sp.	33	30	53	88	30					2
	9/91-12/94			15-1112	45	Joint Kit	X		M/T, 4Sp.	33	30	53	88	30					2
	3/92-		L	17-0181	45	Driveshaft				33			88	100				580	10
	3/92-		R	17-0182	45	Driveshaft				33			88	100				570	14
2.0 E 16v (103 kW)	8/92-12/94			15-1091		Joint Kit	X		M/T	33	30	53	88	30					2
	8/92-12/94			15-1091		Joint Kit	X		A/T, 4Sp.	33	30	53	88	30					2
	8/92-12/94			15-1112	45	Joint Kit	X		M/T	33	30	53	88	30					2
	8/92-12/94			15-1112	45	Joint Kit	X		A/T, 4Sp.	33	30	53	88	30					2
	8/92-12/94			16-1014		Joint Kit		X	M/T		28		108						
2.3 E (98 kW)	8/91-12/94			15-1091		Joint Kit	X		A/T, 4Sp.	33	30	53	88	30					2
	9/91-12/94			15-1091		Joint Kit	X		M/T	33	30	53	88	30					2

Per ordinare i GIUNTI senza KIT, sostituire il primo numero dopo il precodice con 0 mantenendo invariate le ultime 3 cifre. (Es:15-1001 c/KIT=15-0001 senza KIT / 16-1001 c/KIT =16-0001 senza KIT)
 By request we supply outer and inner CVJ without KIT (Eg.:15-1001 with KIT=15-0001 without KIT / 16-1001 with KIT =16-0001 without KIT)

Legenda quote dimensionali vedi pagina I
Legenda of dimensions see page I



CHASSIS

L/R

METELLI
ref.

ABS

DESCRIP-
TION

INFO

A

B

C

D

E

F

H

I

L

Fig

AUDI

80 V, Avant
2.3 E (98 kW)

9/91-12/94			15-1112	45	Joint Kit	X	M/T	33	30	53	88	30						2
8/91-12/94			15-1112	45	Joint Kit	X	A/T, 4Sp.	33	30	53	88	30						2
9/91-12/94			16-1014		Joint Kit		X M/T		28		108							
9/91-12/94		L	17-0181	45	Driveshaft		FWD	33			88	100		30			580	10
9/91-12/94		R	17-0182	45	Driveshaft		FWD	33			88	100		30			570	14

2.6 V6 (110 kW)

7/92-12/94			15-1195	45	Joint Kit	X	A/T+M/T	38	27	59,5	98	34						2
------------	--	--	----------------	----	-----------	---	---------	----	----	------	----	----	--	--	--	--	--	---

2.8 E (128 kW)

9/91-12/94			15-1195	45	Joint Kit	X	A/T+M/T	38	27	59,5	98	34						2
------------	--	--	----------------	----	-----------	---	---------	----	----	------	----	----	--	--	--	--	--	---

80 V Quattro, Avant Quattro

2.0 E, 16v (85-103 kW)

9/91-12/94	89-H-351001-		15-1112	45	Joint Kit	X	M/T, FWD, Ø Cerchio/Wheel 15"	33	30	53	88	30						2
9/91-12/94	-8C-P-300000		15-1122	45	Joint Kit	X	M/T, RWD	33	30	53	81	30						2
9/91-12/94	89-N-140001-		15-1188	45	Joint Kit	X	M/T, FWD, Ø Cerchio/Wheel 16"	38	30	59,6	88	34						2
9/91-12/94	8C-R-000001-		15-1308	45	Joint Kit	X	M/T, RWD	33	30	53	87,9	30						2
9/91-12/94	-8C-P-300000		16-1004		Joint Kit		X M/T, RWD		33		94							
9/91-12/94			16-1010		Joint Kit		X M/T, FWD		33		100							
9/91-12/94	8C-R-000001-		16-1010B		Joint Kit		X M/T, RWD		33		100							
12/92-7/95	8C-N-140001-		16-1012		Joint Kit		X M/T, RWD, Only avant-Only 103 kW		33		100							
9/91-12/94	8C-R-000001-		16-0010		Joint		X M/T, RWD		33		100							

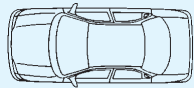
2.2 S2 (169 kW)

2/93-12/94	8C-P-180797-		15-1121	45	Joint Kit	X	M/T, RWD	38	25	59,6	90	34						3
2/93-12/94	8C-P-180797-		16-1014		Joint Kit		X M/T, RWD		28		108							

2.3 E (98 kW)

9/91-12/94			15-1112	45	Joint Kit	X	M/T, FWD, Ø Cerchio/Wheel 15"	33	30	53	88	30						2
9/91-11/94			15-1121	45	Joint Kit	X	M/T, RWD, Only avant	38	25	59,6	90	34						3
9/91-12/94	-8C-P-300000		15-1122	45	Joint Kit	X	M/T, RWD	33	30	53	81	30						2
9/91-12/94			15-1188	45	Joint Kit	X	M/T, FWD, Ø Cerchio/Wheel 16"	38	30	59,6	88	34						2
9/91-12/94	8C-R-000001-		15-1308	45	Joint Kit	X	M/T, RWD	33	30	53	87,9	30						2
9/91-12/94	-8C-P-300000		16-1004		Joint Kit		X M/T, RWD		33		94							

Per ordinare i GIUNTI senza KIT, sostituire il primo numero dopo il precodice con 0 mantenendo invariate le ultime 3 cifre. (Es:15-1001 c/KIT=15-0001 senza KIT / 16-1001 c/KIT =16-0001 senza KIT)
By request we supply outer and inner CVJ without KIT (Eg.:15-1001 with KIT=15-0001 without KIT / 16-1001 with KIT =16-0001 without KIT)

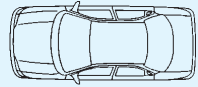




Legenda quote dimensionali vedi pagina I
 Legenda of dimensions see page I

		CHASSIS	L/R	METELLI ref.	ABS	DESCRIP-TION			INFO	A	B	C	D	E	F	H	I	L	Fig
AUDI 80 V Quattro, Avant Quattro 2.3 E (98 kW)	9/91-12/94			16-1010		Joint Kit		X	M/T, FWD		33		100						
	9/91-12/94	8C-R-000001-		16-1010B		Joint Kit		X	M/T, RWD		33		100						
	9/91-11/94			16-1012		Joint Kit		X	M/T, RWD, Only avant		33		100						
	9/91-12/94	8C-R-000001-		16-0010		Joint		X	M/T, RWD		33		100						
2.6 V6 (110 kW)	7/92-5/95	8C-N-140001-		15-1121	45	Joint Kit	X		M/T, RWD	38	25	59,6	90	34					3
	9/91-12/94			15-1188	45	Joint Kit	X		M/T, FWD	38	30	59,6	88	34					2
	6/92-12/94	8C-R-000001-		15-1308	45	Joint Kit	X		M/T, RWD	33	30	53	87,9	30					2
	9/91-12/94			16-1010		Joint Kit		X	M/T, FWD		33		100						
	6/92-12/94	8C-R-000001-		16-1010B		Joint Kit		X	M/T, RWD		33		100						
	7/92-5/95	8C-N-140001-		16-1012		Joint Kit		X	M/T, RWD		33		100						
	6/92-12/94	8C-R-000001-		16-0010		Joint		X	M/T, RWD		33		100						
2.8 E (128 kW)	8/92-5/95	8C-N-140001-		15-1121	45	Joint Kit	X		M/T, RWD	38	25	59,6	90	34					3
	9/91-12/94			15-1188	45	Joint Kit	X		M/T, FWD	38	30	59,6	88	34					2
	9/91-12/94	8C-R-000001-		15-1308	45	Joint Kit	X		M/T, RWD	33	30	53	87,9	30					2
	9/91-12/94			16-1010		Joint Kit		X	M/T, FWD		33		100						
	9/91-12/94	8C-R-000001-		16-1010B		Joint Kit		X	M/T, RWD		33		100						
	8/92-5/95	8C-N-140001-		16-1012		Joint Kit		X	M/T, RWD		33		100						
	9/91-12/94	8C-R-000001-		16-0010		Joint		X	M/T, RWD		33		100						
90 (81, 85) 1.6TD (51 kW)	10/85-1/87	81-C-117462-81-H-299000		15-1096		Joint Kit	X		A/T+M/T	22	30	51	81	48					2
	10/85-1/87	81-C-117462-81-H-299000		16-1004		Joint Kit		X	A/T+M/T		33		94						
2.0 (83-85 kW)	10/84-3/87	81-D-077974-81-E-007059		15-1050		Joint Kit	X			22	30	51	90	49					2
	10/84-3/87	81-D-077974-81-E-007059		16-1010		Joint Kit		X			33		100						
2.2 (85 kW)	12/82-8/83	81-D-077974-81-H-299000		15-1050		Joint Kit	X			22	30	51	90	49					2
	8/80-12/82	81-B-000001-81-D-077973		15-1096		Joint Kit	X		A/T+M/T	22	30	51	81	48					2

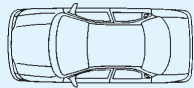
Per ordinare i GIUNTI senza KIT, sostituire il primo numero dopo il precodice con 0 mantenendo invariate le ultime 3 cifre. (Es:15-1001 c/KIT=15-0001 senza KIT / 16-1001 c/KIT =16-0001 senza KIT)
 By request we supply outer and inner CVJ without KIT (Eg.:15-1001 with KIT=15-0001 without KIT / 16-1001 with KIT =16-0001 without KIT)

Legenda quote dimensionali vedi pagina I
Legenda of dimensions see page I



		CHASSIS	L/R	METELLI ref.	ABS	DESCRIP- TION 	INFO	A	B	C	D	E	F	H	I	L	Fig
AUDI 90 (81, 85) 2.2 (85 kW)	8/80-12/82	81-B-000001-81-D-077973		16-1004		Joint Kit	X A/T+M/T		33		94						
	12/82-8/83	81-D-077974-81-H-299000		16-1010		Joint Kit	X		33		100						
2.2 (100 kW)	10/84-87			15-1128		Joint Kit	X A/T+M/T	22	25	51	90	49					3
	10/84-87			15-1181	96	Joint Kit	X A/T+M/T	22	25	51	88	49					3
	10/84-87			16-1014		Joint Kit	X A/T+M/T		28		108						
90 (89, 89Q, 8A) 1.6TD (59 kW)	9/86-8/91	89-J-373599-8A-N-200000		15-1066		Joint Kit	X M/T	33	30	53	81	30					2
	9/86-8/91	8A-L-000001-8A-N-200000		15-1091		Joint Kit	X A/T	33	30	53	88	30					2
	9/86-8/91	8A-L-000001-8A-N-200000		15-1112	45	Joint Kit	X A/T	33	30	53	88	30					2
	5/88-12/91		L	17-0183		Driveshaft		33			81	94		30		580	10
	5/88-12/91		R	17-0184		Driveshaft		33			81	94		30		565	14
2.0 (85 kW)	7/88-9/91	89-J-373599-8C-P-300000		15-1091		Joint Kit	X A/T+M/T	33	30	53	88	30					2
	5/88-		L	17-0181	45	Driveshaft		33			88	100		30		580	10
	5/88-		R	17-0182	45	Driveshaft		33			88	100		30		570	14
2.2 E (100 kW)	87-7/91	-89-J-373598		15-1050		Joint Kit	X A/T+M/T	22	30	51	90	49					2
	87-91	89-J-373599-		15-1091		Joint Kit	X A/T+M/T	33	30	53	88	30					2
	87-91	89-J-373599-		15-1112	45	Joint Kit	X A/T+M/T	33	30	53	88	30					2
	87-7/91	-89-J-373598		15-1111	96	Joint Kit	X A/T+M/T	22	30	51	88	49					2
	87-91			16-1014		Joint Kit	X A/T+M/T		28		108						
2.3 E (98 kW)	3/90-7/91	89-J-373599-		15-1091		Joint Kit	X A/T+M/T	33	30	53	88	30					2
	3/90-7/91	89-J-373599-		15-1112	45	Joint Kit	X A/T+M/T	33	30	53	88	30					2
	3/90-7/91			16-1014		Joint Kit	X M/T		28		108						
2.3 E (100 kW)	4/87-7/91	-89-J-373598		15-1050		Joint Kit	X A/T+M/T	22	30	51	90	49					2
	87-91	89-J-373599-		15-1091		Joint Kit	X A/T+M/T	33	30	53	88	30					2
	87-91	89-J-373599-		15-1112	45	Joint Kit	X A/T+M/T	33	30	53	88	30					2

Per ordinare i GIUNTI senza KIT, sostituire il primo numero dopo il precodice con 0 mantenendo invariate le ultime 3 cifre. (Es:15-1001 c/KIT=15-0001 senza KIT / 16-1001 c/KIT =16-0001 senza KIT)
By request we supply outer and inner CVJ without KIT (Eg.:15-1001 with KIT=15-0001 without KIT / 16-1001 with KIT =16-0001 without KIT)

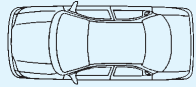


Legenda quote dimensionali vedi pagina I
 Legenda of dimensions see page I

		CHASSIS	L/R	METELLI ref.	ABS	DESCRIP-TION			INFO	A	B	C	D	E	F	H	I	L	Fig
AUDI																			
90 (89, 89Q, 8A) 2.3 E (100 kW)	4/87-7/91	-89-J-373598		15-1111	96	Joint Kit	X		A/T+M/T	22	30	51	88	49					2
	4/87-7/91	-89-K-420000		16-1014		Joint Kit		X	A/T+M/T		28		108						
2.3 E 20v (123-125 kW)	8/88-7/91			15-1195	45	Joint Kit	X		M/T	38	27	59,5	98	34					2
	8/88-7/91			16-1014		Joint Kit		X	M/T		28		108						
90 Quattro (89, 89Q, 8A) 2.2 E (100 kW)																			
2.2 E (100 kW)	87-91	-89-J-351000		15-1050		Joint Kit	X		M/T, FWD	22	30	51	90	49					2
	4/87-9/91	-8A-L-360000		15-1112	45	Joint Kit	X		M/T, RWD	33	30	53	88	30					2
	87-91	89-H-351001-		15-1112	45	Joint Kit	X		M/T, FWD	33	30	53	88	30					2
	4/87-9/91	8A-L-360001-		15-1122	45	Joint Kit	X		M/T, RWD	33	30	53	81	30					2
	4/87-9/91	8A-L-360001-		16-1004		Joint Kit		X	M/T, RWD		33		94						
	4/87-9/91	-8A-L-360000		16-1010		Joint Kit		X	M/T, RWD		33		100						
	87-91	89-H-351001-		16-1010		Joint Kit		X	M/T, FWD		33		100						
	87-91	-89-J-351000		16-1010		Joint Kit		X	M/T, FWD		33		100						
2.3 E (98 kW)	3/90-7/91	89-H-351001-		15-1112	45	Joint Kit	X		M/T, FWD	33	30	53	88	30					2
	3/90-7/91	8A-L-360001-		15-1122	45	Joint Kit	X		M/T, RWD	33	30	53	81	30					2
	3/90-7/91	89-H-351001-		16-1010		Joint Kit		X	M/T, FWD		33		100						
	3/90-7/91		L	17-0181	45	Driveshaft			FWD	33			88	100		30		580	10
	3/90-7/91		R	17-0182	45	Driveshaft			FWD	33			88	100		30		570	14
2.3 E (100 kW)	87-91	89-H-300001-89-J-351000		15-1050		Joint Kit	X		M/T, FWD	22	30	51	90	49					2
	87-91	89-H-351001-		15-1112	45	Joint Kit	X		M/T, FWD	33	30	53	88	30					2
	4/87-9/91	-8A-L-360000		15-1112	45	Joint Kit	X		M/T, RWD	33	30	53	88	30					2
	4/87-9/91	8A-L-360001-		15-1122	45	Joint Kit	X		M/T, RWD	33	30	53	81	30					2
	4/87-9/91	8A-L-360001-		16-1004		Joint Kit		X	M/T, RWD		33		94						
	4/87-9/91	-8A-L-360000		16-1010		Joint Kit		X	M/T, RWD		33		100						
	87-91	89-H-300001-89-J-351000		16-1010		Joint Kit		X	M/T, FWD		33		100						

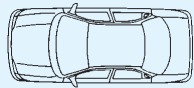
Per ordinare i GIUNTI senza KIT, sostituire il primo numero dopo il precodice con 0 mantenendo invariate le ultime 3 cifre. (Es:15-1001 c/KIT=15-0001 senza KIT / 16-1001 c/KIT =16-0001 senza KIT)
 By request we supply outer and inner CVJ without KIT (Eg.:15-1001 with KIT=15-0001 without KIT / 16-1001 with KIT =16-0001 without KIT)

Legenda quote dimensionali vedi pagina I
Legenda of dimensions see page I



		CHASSIS	L/R	METELLI ref.	ABS	DESCRIP- TION		INFO	A	B	C	D	E	F	H	I	L	Fig
AUDI 90 Quattro (89, 89Q, 8A) 2.3 E (100 kW)	87-91	89-H-351001-		16-1010		Joint Kit	X	M/T, FWD		33		100						
	4/84-7/91		L	17-0181	45	Driveshaft		FWD	33			88	100		30		580	10
	4/84-7/91		R	17-0182	45	Driveshaft		FWD	33			88	100		30		570	14
2.3 E 20v (125 kW)	87-91			15-1112	45	Joint Kit	X	M/T, RWD	33	30	53	88	30					2
	87-91			16-1010		Joint Kit	X	M/T, RWD		33		100						
2.3 Limousine (100 kW)	1/88-			15-1313	96	Joint Kit	X	FWD	33	30	53	90	30					2
100 (43), Avant 1.6 (63 kW)	9/76-7/82	4372007746-43-C-090315		15-1025		Joint Kit	X	A/T+M/T	26	25	56,5	90	50					3
	9/76-7/82	4372007746-43-C-090315		16-1004A		Joint Kit	X	A/T+M/T		33		94						
	9/76-7/82	4372007746-43-C-090315		16-0004		Joint	X	A/T+M/T		33		94						
1.9 (74 kW)	8/80-7/82			15-1025		Joint Kit	X	M/T	26	25	56,5	90	50					3
	8/80-7/82			16-1014		Joint Kit	X	M/T		28		108						
2.0D (51 kW)	8/78-7/82			15-1025		Joint Kit	X	A/T+M/T	26	25	56,5	90	50					3
	8/78-7/82	43-A-0040622-		16-1014		Joint Kit	X	A/T+M/T		28		108						
2.2 (85-100 kW)	3/77-7/82			15-1025		Joint Kit	X	A/T+M/T	26	25	56,5	90	50					3
	3/77-2/83	44-D-000001-		15-1127	96	Joint Kit	X	A/T+M/T	26	25	56,5	90	50					3
	3/77-7/82	43-A-0040622-		16-1014		Joint Kit	X	A/T+M/T		28		108						
100 (44), Avant 1.8 (55 kW)	8/82-8/87			15-1025		Joint Kit	X	A/T+M/T	26	25	56,5	90	50					3
	8/82-12/87	44-F-000001-44-J-200099		15-1127	96	Joint Kit	X	A/T+M/T	26	25	56,5	90	50					3
	8/82-8/87			16-1004A		Joint Kit	X	A/T+M/T		33		94						
	8/82-8/87			16-0004		Joint	X	A/T+M/T		33		94						
1.8 (65-66 kW)	3/83-11/90	44-D-090541-44-J-200099		15-1025		Joint Kit	X	A/T+M/T	26	25	56,5	90	50					3
	3/83-11/90	44-J-200100-44-M-050000		15-1119		Joint Kit	X	M/T	38	25	59,5	90	34					3

Per ordinare i GIUNTI senza KIT, sostituire il primo numero dopo il precodice con 0 mantenendo invariate le ultime 3 cifre. (Es:15-1001 c/KIT=15-0001 senza KIT / 16-1001 c/KIT =16-0001 senza KIT)
By request we supply outer and inner CVJ without KIT (Eg.:15-1001 with KIT=15-0001 without KIT / 16-1001 with KIT =16-0001 without KIT)

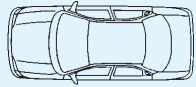


Legenda quote dimensionali vedi pagina I
 Legenda of dimensions see page I

		CHASSIS	L/R	METELLI ref.	ABS	DESCRIP-TION			INFO	A	B	C	D	E	F	H	I	L	Fig
AUDI 100 (44), Avant 1.8 (65-66 kW)	3/83-11/90	44-J-200100-44-M-050000		15-1121	45	Joint Kit	X		M/T	38	25	59,6	90	34					3
	3/83-11/90	44-J-200100-44-M-050000		15-1219	45	Joint Kit	X		A/T	26	25	56,5	90	50					3
	3/83-11/90	44-F-000001-44-J-200099		15-1127	96	Joint Kit	X		A/T+M/T	26	25	56,5	90	50					3
	3/83-11/90			16-1012		Joint Kit		X	A/T+M/T		33		100						
1.9 (74 kW)	8/82-7/84	43-B-000001-44-J-200099		15-1025		Joint Kit	X		M/T	26	25	56,5	90	50					3
	8/82-7/84	43-B-000001-44-J-200099		16-1014		Joint Kit		X	M/T		28		108						
2.0 (83-85 kW)	8/84-12/87	44-F-000001-44-J-200099		15-1025		Joint Kit	X		A/T+M/T	26	25	56,5	90	50					3
	8/84-12/87	44-F-000001-44-J-200099		15-1127	96	Joint Kit	X		A/T+M/T	26	25	56,5	90	50					3
	8/84-12/87	44-F-000001-44-J-200099		16-1014		Joint Kit		X	A/T+M/T		28		108						
2.0 Kat (85 kW)	1/88-12/90	44-J-200100-44-M-050000		15-1119		Joint Kit	X		M/T	38	25	59,5	90	34					3
	1/88-12/90	44-J-200100-44-M-050000		15-1119		Joint Kit	X		M/T	38	25	59,5	90	34					3
	1/88-12/90	44-J-200100-44-M-050000		15-1121	45	Joint Kit	X		M/T	38	25	59,6	90	34					3
	1/88-12/90	44-J-200100-44-M-050000		15-1121	45	Joint Kit	X		M/T	38	25	59,6	90	34					3
	1/88-11/90			15-1219	45	Joint Kit	X		A/T	26	25	56,5	90	50					3
	1/88-12/90	44-J-200100-44-M-050000		16-1014		Joint Kit		X	A/T+M/T		28		108						
2.0D (51 kW)	8/82-7/88	43-A-040622-44-J-200099		15-1025		Joint Kit	X		A/T+M/T	26	25	56,5	90	50					3
	1/88-7/89	44-J-200100-44-K-300000		15-1119		Joint Kit	X		M/T	38	25	59,5	90	34					3
	1/88-7/89	44-J-200100-44-K-300000		15-1121	45	Joint Kit	X		M/T	38	25	59,6	90	34					3
	8/82-7/88	44-J-200100-44-K-300000		15-1219	45	Joint Kit	X		A/T	26	25	56,5	90	50					3
	8/82-12/88	43-D-000001-44-J-200099		15-1127	96	Joint Kit	X		A/T+M/T	26	25	56,5	90	50					3
	8/82-7/89			16-1014		Joint Kit		X	A/T+M/T		28		108						
2.0TD (64 kW)	8/82-2/88	43-C-031546-44-J-200099		15-1025		Joint Kit	X		A/T+M/T	26	25	56,5	90	50					3
	8/82-12/88	43-D-000001-44-J-200099		15-1127	96	Joint Kit	X		A/T+M/T	26	25	56,5	90	50					3
	8/82-2/88			16-1014		Joint Kit		X	A/T+M/T		28		108						
2.0TD (74 kW)	3/88-12/90	44-J-224409-44-M-050000		15-1119		Joint Kit	X		M/T	38	25	59,5	90	34					3
	3/88-12/90	44-J-224409-44-M-050000		15-1121	45	Joint Kit	X		M/T	38	25	59,6	90	34					3

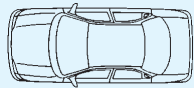
Per ordinare i GIUNTI senza KIT, sostituire il primo numero dopo il precodice con 0 mantenendo invariate le ultime 3 cifre. (Es:15-1001 c/KIT=15-0001 senza KIT / 16-1001 c/KIT =16-0001 senza KIT)
 By request we supply outer and inner CVJ without KIT (Eg.:15-1001 with KIT=15-0001 without KIT / 16-1001 with KIT =16-0001 without KIT)

Legenda quote dimensionali vedi pagina I
Legenda of dimensions see page I



		CHASSIS	L/R	METELLI ref.	ABS	DESCRIP- TION		INFO	A	B	C	D	E	F	H	I	L	Fig
AUDI																		
100 (44), Avant 2.0TD (74 kW)	3/88-12/90			16-1014		Joint Kit	X	M/T		28		108						
2.2 (101 kW)	8/82-7/84	43-A-040622-44-J-200099		15-1025		Joint Kit	X	A/T+M/T	26	25	56,5	90	50					3
	1/84-12/90	44-J-200100-44-M-050000		15-1119		Joint Kit	X	M/T	38	25	59,5	90	34					3
	1/84-12/90	44-J-200100-44-M-050000		15-1121	45	Joint Kit	X	M/T	38	25	59,6	90	34					3
	84-11/90	44-J-200100-44-K-300000		15-1219	45	Joint Kit	X	A/T, 3Sp.	26	25	56,5	90	50					3
	8/82-12/88	44-D-000001-44-J-200099		15-1127	96	Joint Kit	X	A/T+M/T	26	25	56,5	90	50					3
	8/82-12/90			16-1014		Joint Kit	X	A/T+M/T		28		108						
2.2 Turbo (121 kW)	8/86-11/90	44-H-000001-44-J-200099		15-1150A		Joint Kit	X	A/T+M/T	26	28	56	98	51					3
	8/86-11/90	44-J-200100-		15-1277	45	Joint Kit	X	M/T, FWD	38	28	59,6	98	34					3
	8/86-12/87	44-H-000001-44-J-200099		15-1203	96	Joint Kit	X	A/T+M/T	26	28	56,6	98	50					3
	86-11/90			16-1014		Joint Kit	X	A/T+M/T		28		108						
2.3 E (98 kW)	86-11/90	44-E-034756-44-J-200099		15-1025		Joint Kit	X	A/T+M/T, 3Sp.	26	25	56,5	90	50					3
	1/88-12/90	44-J-200100-44-M-050000		15-1119		Joint Kit	X	M/T	38	25	59,5	90	34					3
	1/86-12/90	44-J-200100-44-M-050000		15-1119		Joint Kit	X	M/T	38	25	59,5	90	34					3
	1/86-12/90	44-J-200100-44-M-050000		15-1121	45	Joint Kit	X	M/T	38	25	59,6	90	34					3
	8/89-12/90	44-L-000001-44-M-050000		15-1121	45	Joint Kit	X	A/T, 4Sp.	38	25	59,6	90	34					3
	1/88-12/90	44-J-200100-44-M-050000		15-1121	45	Joint Kit	X	M/T	38	25	59,6	90	34					3
	86-11/90	44-J-200100-		15-1219	45	Joint Kit	X	A/T, 3Sp.	26	25	56,5	90	50					3
	86-90			16-1014		Joint Kit	X	A/T+M/T, 3Sp.		28		108						
2.3 E (100 kW)	86-11/90	44-E-034756-44-J-200099		15-1025		Joint Kit	X	A/T+M/T, 3Sp.	26	25	56,5	90	50					3
	1/88-12/90	44-J-200100-44-M-050000		15-1119		Joint Kit	X	M/T	38	25	59,5	90	34					3
	1/86-12/90	44-J-200100-44-M-050000		15-1119		Joint Kit	X	M/T	38	25	59,5	90	34					3
	1/86-12/90	44-J-200100-44-M-050000		15-1121	45	Joint Kit	X	M/T	38	25	59,6	90	34					3
	1/88-12/90	44-J-200100-44-M-050000		15-1121	45	Joint Kit	X	M/T	38	25	59,6	90	34					3
	8/89-12/90	44-L-000001-44-M-050000		15-1121	45	Joint Kit	X	A/T, 4Sp.	38	25	59,6	90	34					3
	86-11/90	44-J-200100-		15-1219	45	Joint Kit	X	A/T, 3Sp.	26	25	56,5	90	50					3

Per ordinare i GIUNTI senza KIT, sostituire il primo numero dopo il precodice con 0 mantenendo invariate le ultime 3 cifre. (Es:15-1001 c/KIT=15-0001 senza KIT / 16-1001 c/KIT =16-0001 senza KIT)
By request we supply outer and inner CVJ without KIT (Eg.:15-1001 with KIT=15-0001 without KIT / 16-1001 with KIT =16-0001 without KIT)

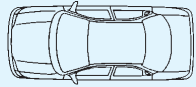


Legenda quote dimensionali vedi pagina I
 Legenda of dimensions see page I

		CHASSIS	L/R	METELLI ref.	ABS	DESCRIP-TION			INFO	A	B	C	D	E	F	H	I	L	Fig
AUDI 100 (44), Avant 2.3 E (100 kW)	10/83-12/87	44-E-034756-44-J-200099		15-1127	96	Joint Kit	X		A/T+M/T	26	25	56,5	90	50					3
	86-90			16-1014		Joint Kit		X	A/T+M/T, 3Sp.		28		108						
2.4D (60 kW)	8/89-12/90	44-L-000001-44-M-050000		15-1119		Joint Kit	X		M/T	38	25	59,5	90	34					3
	8/89-12/90	44-L-000001-44-M-050000		15-1121	45	Joint Kit	X		M/T	38	25	59,6	90	34					3
	8/89-7/91	4A-M-000001-		15-1140	45	Joint Kit	X		A/T+M/T	38	30	59,4	90	34					2
2.5TDi (88 kW)	1/90-11/90	44-J-200100-		15-1277	45	Joint Kit	X		M/T	38	28	59,6	98	34					3
100 (44) Quattro, Avant Quattro 1.8 (65-66 kW)	10/84-12/87	44-F-023308-44-J-200099		15-1025		Joint Kit	X		A/T+M/T, FWD	26	25	56,5	90	50					3
	10/84-12/87	44-F-023308-44-J-200099		15-1025		Joint Kit	X		A/T+M/T, RWD	26	25	56,5	90	50					3
	1/88-12/90	44-J-200100-44-M-050000		15-1121	45	Joint Kit	X		A/T+M/T, FWD	38	25	59,6	90	34					3
	1/88-12/90	44-J-200100-44-M-050000		15-1121	45	Joint Kit	X		A/T+M/T, RWD	38	25	59,6	90	34					3
	10/84-12/87	44-F-023308-44-J-200099		15-1127	96	Joint Kit	X		A/T+M/T, RWD	26	25	56,5	90	50					3
	10/84-12/87	44-F-023308-44-J-200099		15-1127	96	Joint Kit	X		A/T+M/T, FWD	26	25	56,5	90	50					3
	10/84-12/90			16-1014		Joint Kit		X	FWD		28		108						
	10/84-12/90			16-1014		Joint Kit		X	RWD		28		108						
2.2 (100 kW)	8/85-7/86	44-G-000001-44-G-300000		15-1025		Joint Kit	X		FWD	26	25	56,5	90	50					3
	10/84-12/87	44-F-023308-44-J-200099		15-1025		Joint Kit	X		A/T+M/T, RWD	26	25	56,5	90	50					3
	1/88-12/90	44-J-200100-44-M-050000		15-1121	45	Joint Kit	X		A/T+M/T, RWD	38	25	59,6	90	34					3
	8/85-7/86	44-G-000001-44-G-300000		15-1127	96	Joint Kit	X		FWD	26	25	56,5	90	50					3
	10/84-12/87	44-F-023308-44-J-200099		15-1127	96	Joint Kit	X		A/T+M/T, RWD	26	25	56,5	90	50					3
	1/84-12/90			16-1014		Joint Kit		X	A/T+M/T, RWD		28		108						
	1/84-12/90			16-1014		Joint Kit		X	FWD		28		108						
2.2 Turbo (121 kW)	3/86-12/87	44-G-102130-44-J-200099		15-1150A		Joint Kit	X		FWD	26	28	56	98	51					3
	8/86-11/90	44-J-200100-		15-1277	45	Joint Kit	X		M/T, FWD	38	28	59,6	98	34					3
	3/86-12/87	44-G-102130-44-J-200099		15-1203	96	Joint Kit	X		FWD	26	28	56,6	98	50					3

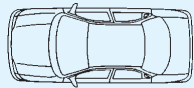
Per ordinare i GIUNTI senza KIT, sostituire il primo numero dopo il precodice con 0 mantenendo invariate le ultime 3 cifre. (Es:15-1001 c/KIT=15-0001 senza KIT / 16-1001 c/KIT =16-0001 senza KIT)
 By request we supply outer and inner CVJ without KIT (Eg.:15-1001 with KIT=15-0001 without KIT / 16-1001 with KIT =16-0001 without KIT)

Legenda quote dimensionali vedi pagina I
Legenda of dimensions see page I



		CHASSIS	L/R	METELLI ref.	ABS	DESCRIP- TION		INFO	A	B	C	D	E	F	H	I	L	Fig
AUDI																		
100 (44) Quattro, Avant Quattro 2.2 Turbo (121 kW)	3/86-12/87	44-G-102130-44-J-200099		16-1014		Joint Kit	X	FWD		28		108						
2.23 (101 kW)	10/84-12/87	44-F-023308-44-J-200099		15-1025		Joint Kit	X	A/T+M/T, FWD	26	25	56,5	90	50					3
	10/84-12/87	44-F-023308-44-J-200099		15-1025		Joint Kit	X	A/T+M/T, RWD	26	25	56,5	90	50					3
	1/88-12/90	44-J-200100-44-M-050000		15-1121	45	Joint Kit	X	A/T+M/T, FWD	38	25	59,6	90	34					3
	1/88-12/90	44-J-200100-44-M-050000		15-1121	45	Joint Kit	X	A/T+M/T, RWD	38	25	59,6	90	34					3
	10/84-12/87	44-F-023308-44-J-200099		15-1127	96	Joint Kit	X	A/T+M/T, FWD	26	25	56,5	90	50					3
	10/84-12/87	44-F-023308-44-J-200099		15-1127	96	Joint Kit	X	A/T+M/T, RWD	26	25	56,5	90	50					3
	10/84-12/87			16-1014		Joint Kit	X	A/T+M/T, RWD		28		108						
	10/84-12/87			16-1014		Joint Kit	X	FWD		28		108						
2.3 (98-100 kW)	10/84-12/87	44-F-023308-44-J-200099		15-1025		Joint Kit	X	A/T+M/T, FWD	26	25	56,5	90	50					3
	10/84-12/87	44-F-023308-44-J-200099		15-1025		Joint Kit	X	A/T+M/T, RWD	26	25	56,5	90	50					3
	1/88-12/90	44-J-200100-44-M-050000		15-1121	45	Joint Kit	X	A/T+M/T, FWD	38	25	59,6	90	34					3
	1/88-12/90	44-J-200100-44-M-050000		15-1121	45	Joint Kit	X	A/T+M/T, RWD	38	25	59,6	90	34					3
	10/84-12/87	44-F-023308-44-J-200099		15-1127	96	Joint Kit	X	A/T+M/T, FWD	26	25	56,5	90	50					3
	10/84-12/87	44-F-023308-44-J-200099		15-1127	96	Joint Kit	X	A/T+M/T, RWD	26	25	56,5	90	50					3
	10/84-12/90			16-1014		Joint Kit	X	A/T+M/T, RWD		28		108						
	10/84-12/90			16-1014		Joint Kit	X	FWD		28		108						
100 (4A), Avant 2.0 (74-85 kW)	12/90-7/94	4A-M-000001-4A-R-120000		15-1140	45	Joint Kit	X	A/T+M/T	38	30	59,4	90	34					2
	12/90-7/94	4A-M-000001-4A-R-120000		16-1014		Joint Kit	X	A/T+M/T		28		108						
	1/91-		L	17-0203	45	Driveshaft			38			88	108		35		622	14
	1/91-		R	17-0204	45	Driveshaft			38			88	108		35		660	14
2.3 (98 kW)	12/90-7/94	4A-M-000001-4A-R-120000		15-1140	45	Joint Kit	X	A/T+M/T	38	30	59,4	90	34					2
	12/90-7/94	4A-M-000001-4A-R-120000		16-1014		Joint Kit	X	A/T+M/T		28		108						
	1/91-		L	17-0203	45	Driveshaft			38			88	108		35		622	14

Per ordinare i GIUNTI senza KIT, sostituire il primo numero dopo il precodice con 0 mantenendo invariate le ultime 3 cifre. (Es:15-1001 c/KIT=15-0001 senza KIT / 16-1001 c/KIT =16-0001 senza KIT)
By request we supply outer and inner CVJ without KIT (Eg.:15-1001 with KIT=15-0001 without KIT / 16-1001 with KIT =16-0001 without KIT)

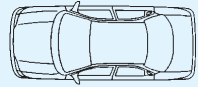


Legenda quote dimensionali vedi pagina I
 Legenda of dimensions see page I

		CHASSIS	L/R	METELLI ref.	ABS	DESCRIP-TION			INFO	A	B	C	D	E	F	H	I	L	Fig
AUDI																			
100 (4A), Avant																			
2.3 (98 kW)	1/91-		R	17-0204	45	Driveshaft				38			88	108		35		660	14
2.4D (60 kW)	12/90-7/94	4A-M-000001-4A-R-120000		15-1140	45	Joint Kit	X		A/T+M/T	38	30	59,4	90	34					2
2.5TDi (85 kW)	1/91-7/94	4A-M-000001-4A-R-120000		15-1174	45	Joint Kit	X		M/T	38	27	59,6	98	34					2
2.6 V6 (110 kW)	4/92-7/94	4A-N-115189-4A-R-120000		15-1140	45	Joint Kit	X		A/T+M/T	38	30	59,4	90	34					2
2.8 (128 kW)	12/90-7/94	4A-M-000001-4A-R-120000		15-1174	45	Joint Kit	X		A/T+M/T	38	27	59,6	98	34					2
	12/90-		L	17-0205	45	Driveshaft				38			98	130		35		622	15
	12/90-		R	17-0206	45	Driveshaft				38			98	130		35		658	15
100 (4A) Quattro, Avant Quattro																			
2.0 (74-85 kW)	12/90-7/94	4A-M-000001-4A-R-150000		15-1121	45	Joint Kit	X		A/T+M/T, RWD	38	25	59,6	90	34					3
	12/90-7/94	4A-M-000001-4A-R-150000		15-1140	45	Joint Kit	X		FWD	38	30	59,4	90	34					2
2.2 (100 kW)	12/90-7/94	4A-M-000001-4A-R-150000		15-1121	45	Joint Kit	X		A/T+M/T, RWD	38	25	59,6	90	34					3
	12/90-7/94	4A-M-000001-4A-R-150000		16-1014		Joint Kit		X	A/T+M/T, RWD		28		108						
2.2 Turbo (169 kW)	8/91-7/94	4A-N-000001-4A-R-150000		15-1174	45	Joint Kit	X		A/T, FWD	38	27	59,6	98	34					2
	8/91-7/94	4A-N-000001-4A-R-150000		15-1174	45	Joint Kit	X		FWD	38	27	59,6	98	34					2
	8/91-7/94	4A-N-000001-4A-R-150000		16-1014		Joint Kit		X	FWD		28		108						
2.3 (98 kW)	12/90-7/94	4A-M-000001-4A-R-150000		15-1121	45	Joint Kit	X		A/T+M/T, RWD	38	25	59,6	90	34					3
	12/90-7/94	4A-M-000001-4A-R-150000		15-1140	45	Joint Kit	X		FWD	38	30	59,4	90	34					2
2.6 (110 kW)	3/92-7/94	4A-N-101453-4A-R-150000		15-1121	45	Joint Kit	X		A/T+M/T, RWD	38	25	59,6	90	34					3
	3/92-7/94	4A-N-101453-4A-R-150000		15-1140	45	Joint Kit	X		FWD	38	30	59,4	90	34					2
2.8 (128 kW)	12/90-7/94	4A-M-000001-4A-R-150000		15-1121	45	Joint Kit	X		A/T+M/T, RWD	38	25	59,6	90	34					3
	12/90-7/94	4A-M-000001-4A-R-150000		15-1174	45	Joint Kit	X		FWD	38	27	59,6	98	34					2
	12/90-7/94	4A-M-000001-4A-R-150000		15-1174	45	Joint Kit	X		A/T, FWD	38	27	59,6	98	34					2
	12/90-7/94	4A-M-000001-4A-R-150000		16-1014		Joint Kit		X	A/T+M/T, RWD		28		108						
	12/90-7/94	4A-M-000001-4A-R-150000		16-1014		Joint Kit		X	FWD		28		108						
4.2 (207 kW)	10/92-7/94	4A-P-040001-4A-R-150000		15-1174	45	Joint Kit	X		FWD	38	27	59,6	98	34					2

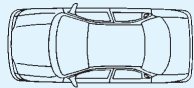
Per ordinare i GIUNTI senza KIT, sostituire il primo numero dopo il precodice con 0 mantenendo invariate le ultime 3 cifre. (Es:15-1001 c/KIT=15-0001 senza KIT / 16-1001 c/KIT =16-0001 senza KIT)
 By request we supply outer and inner CVJ without KIT (Eg.:15-1001 with KIT=15-0001 without KIT / 16-1001 with KIT =16-0001 without KIT)

Legenda quote dimensionali vedi pagina I
Legenda of dimensions see page I



		CHASSIS	L/R	METELLI ref.	ABS	DESCRIP- TION			INFO	A	B	C	D	E	F	H	I	L	Fig
AUDI 100 (4A) Quattro, Avant Quattro 4.2 (207 kW)	10/92-7/94	4A-P-040001-4A-R-150000		16-1014		Joint Kit		X	A/T+M/T, RWD		28		108						
	10/92-7/94	4A-P-040001-4A-R-150000		16-1014		Joint Kit		X	FWD		28		108						
100 (C1), Avant 1.6 (63 kW)	8/74-8/76	51000051-61077763		15-1025		Joint Kit	X			26	25	56,5	90	50					3
	8/74-8/76	51000051-61077763		16-1004		Joint Kit		X			33		94						
1.8 (74 kW)	10/70-7/76	51000051-44-J-200099		15-1025		Joint Kit	X		A/T+M/T	26	25	56,5	90	50					3
1.9 GL (82 kW)	71-8/76	51000051-61077767		15-1025		Joint Kit	X		A/T+M/T	26	25	56,5	90	50					3
200 (43, 44), Avant 2.2 (122 kW)	8/85-12/87	44-G-000001-44-J-200099		15-1203	96	Joint Kit	X		A/T+M/T	26	28	56,6	98	50					3
	8/85-12/87	44-G-000001-44-J-200099		16-1014		Joint Kit		X	A/T+M/T		28		108						
2.2 5E (100 kW)	10/79-7/85	43-A-045129-44-F-300000		15-1025		Joint Kit	X		A/T+M/T	26	25	56,5	90	50					3
	10/79-7/85	43-A-045129-44-F-300000		15-1127	96	Joint Kit	X		A/T+M/T	26	25	56,5	90	50					3
	10/79-7/85	43-A-045129-44-F-300000		16-1014		Joint Kit		X	A/T+M/T		28		108						
2.2 5T (100 kW)	10/79-1/88	43-A-045129-44-J-200099		15-1150A		Joint Kit	X		A/T+M/T	26	28	56	98	51					3
	10/79-1/88	43-A-045129-44-J-200099		16-1014		Joint Kit		X	A/T+M/T		28		108						
2.2 5T (125-134 kW)	10/79-1/88	43-A-045129-44-J-200099		15-1203	96	Joint Kit	X		A/T+M/T	26	28	56,6	98	50					3
	10/79-1/88	43-A-045129-44-J-200099		16-1014		Joint Kit		X	A/T+M/T		28		108						
2.23 (101 kW)	8/84-7/85	44-F-000001-44-F-300000		15-1025		Joint Kit	X		A/T+M/T	26	25	56,5	90	50					3
	8/85-12/87	44-G-000001-44-J-200099		15-1150A		Joint Kit	X		A/T+M/T	26	28	56	98	51					3
	8/84-7/85	44-F-000001-44-F-300000		15-1127	96	Joint Kit	X		A/T+M/T	26	25	56,5	90	50					3
	8/84-12/87	44-F-000001-44-J-200099		16-1014		Joint Kit		X	A/T+M/T		28		108						
200 (44Q) Quattro, Avant Quattro 2.1 Turbo (134 kW)	11/84-1/88	44-F-047749-44-J-200099		15-1025		Joint Kit	X		A/T+M/T, RWD	26	25	56,5	90	50					3

Per ordinare i GIUNTI senza KIT, sostituire il primo numero dopo il precodice con 0 mantenendo invariate le ultime 3 cifre. (Es:15-1001 c/KIT=15-0001 senza KIT / 16-1001 c/KIT =16-0001 senza KIT)
By request we supply outer and inner CVJ without KIT (Eg.:15-1001 with KIT=15-0001 without KIT / 16-1001 with KIT =16-0001 without KIT)

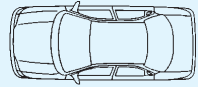


Legenda quote dimensionali vedi pagina I
 Legenda of dimensions see page I

		CHASSIS	L/R	METELLI ref.	ABS	DESCRIP-TION			INFO	A	B	C	D	E	F	H	I	L	Fig
AUDI																			
200 (44Q) Quattro, Avant Quattro 2.2 (134 kW)																			
	11/84-1/88	44-F-047749-44-J-200099		15-1150A		Joint Kit	X		M/T, FWD	26	28	56	98	51					3
	11/84-1/88	44-F-047749-44-J-200099		15-1127	96	Joint Kit	X		A/T+M/T, RWD	26	25	56,5	90	50					3
	11/84-1/88	44-F-047749-44-J-200099		15-1203	96	Joint Kit	X		M/T, FWD	26	28	56,6	98	50					3
	11/84-1/88	44-F-047749-44-J-200099		16-1014		Joint Kit		X	A/T+M/T, RWD		28		108						
	11/84-1/88	44-F-047749-44-J-200099		16-1014		Joint Kit		X	A/T+M/T, FWD		28		108						
2.2 20v, Turbo (122-148-162 kW)																			
	2/88-12/90	44-J-200100-44-M-050000		15-1121	45	Joint Kit	X		A/T+M/T, RWD	38	25	59,6	90	34					3
	8/86-11/90	44-J-200100-		15-1277	45	Joint Kit	X		M/T, FWD	38	28	59,6	98	34					3
	2/88-12/90	44-J-200100-44-M-050000		16-1014		Joint Kit		X	A/T+M/T, RWD		28		108						
	2/88-12/90	44-J-200100-44-M-050000		16-1014		Joint Kit		X	A/T+M/T, FWD		28		108						
2.3 (162 kW)																			
	2/88-12/90	44-J-200100-44-M-050000		15-1121	45	Joint Kit	X		A/T+M/T, RWD	38	25	59,6	90	34					3
	2/88-12/90	44-J-200100-44-M-050000		16-1014		Joint Kit		X	A/T+M/T, RWD		28		108						
2.3 (220 kW)																			
	2/88-12/90	44-J-200100-44-M-050000		16-1014		Joint Kit		X	FWD		28		108						
4000																			
2.3 Quattro																			
	83-87			15-1050		Joint Kit	X		FWD, Usa	22	30	51	90	49					2
	83-87			15-1150		Joint Kit	X		RWD, Usa	26	28	56,4	98	51					3
4 Cyl.																			
	79-80			15-1049		Joint Kit	X		Usa	22	30	51	81	48					3
	80-87			15-1050		Joint Kit	X		Usa	22	30	51	90	49					2
5 Cyl. Coupé																			
	83-87	85-D-077973-		15-1050		Joint Kit	X		Usa	22	30	51	90	49					2
D, TD																			
	81-83			15-1150		Joint Kit	X		Usa	26	28	56,4	98	51					3
5000																			
D-TD																			
	79-83			15-1150		Joint Kit	X			26	28	56,4	98	51					3
Gas																			
	78-88			15-1025		Joint Kit	X		Usa	26	25	56,5	90	50					3
Quattro																			
	83-85			15-1150		Joint Kit	X		FWD, Usa	26	28	56,4	98	51					3
Turbo																			
	80-88			15-1150		Joint Kit	X		FWD	26	28	56,4	98	51					3

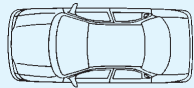
Per ordinare i GIUNTI senza KIT, sostituire il primo numero dopo il precodice con 0 mantenendo invariate le ultime 3 cifre. (Es:15-1001 c/KIT=15-0001 senza KIT / 16-1001 c/KIT =16-0001 senza KIT)
 By request we supply outer and inner CVJ without KIT (Eg.:15-1001 with KIT=15-0001 without KIT / 16-1001 with KIT =16-0001 without KIT)

Legenda quote dimensionali vedi pagina I
 Legenda of dimensions see page I



		CHASSIS	L/R	METELLI ref.	ABS	DESCRIP- TION		INFO	A	B	C	D	E	F	H	I	L	Fig
AUDI																		
A2 1.4 16v (55 kW)	00-			15-1397		Joint Kit	X		36	30	52	85	43,7					2
A3 (8L) 1.6 (74 kW)	12/96-			15-1241		Joint Kit	X	M/T	36	30	53	81	40					2
	12/96-			16-1022		Joint Kit		X M/T		33		94						
	9/96-		L	17-0207		Driveshaft			36			90	100		71		555	14
	9/96-		R	17-0208		Driveshaft			36			90	100		71		785	14
1.8 20v (92 kW)	9/96-			15-1189		Joint Kit	X	A/T+M/T	36	30	52,8	90	40					2
	9/96-			16-1010A		Joint Kit		X A/T+M/T		33		100						
	9/96-			16-0010		Joint		X A/T+M/T		33		100						
	9/96-		L	17-0209		Driveshaft			36			90	100		71		555	10
	9/96-		R	17-0210		Driveshaft			36			90	100		71		785	10
1.8 20v Turbo (110 kW)	9/96-			15-1189		Joint Kit	X	A/T+M/T	36	30	52,8	90	40					2
	9/96-			16-1010A		Joint Kit		X A/T+M/T		33		100						
	9/96-			16-0010		Joint		X A/T+M/T		33		100						
	9/96-		L	17-0364		Driveshaft		A/T+M/T	38			98	100		34		549	10
	9/96-		R	17-0365		Driveshaft		A/T+M/T	38			98	100		34		783	10
1.9TDi (66 kW)	9/96-			15-1189		Joint Kit	X	A/T+M/T	36	30	52,8	90	40					2
	9/96-			16-1010A		Joint Kit		X A/T+M/T		33		100						
	9/96-			16-0010		Joint		X A/T+M/T		33		100						
	9/96-		L	17-0358		Driveshaft			36			90	100		71		555	10
	9/96-		R	17-0211		Driveshaft			36			90	100		71		820	10
1.9TDi (81 kW)	9/96-			15-1189		Joint Kit	X	A/T+M/T	36	30	52,8	90	40					2
	9/96-			16-1010A		Joint Kit		X A/T+M/T		33		100						
	9/96-			16-0010		Joint		X A/T+M/T		33		100						

Per ordinare i GIUNTI senza KIT, sostituire il primo numero dopo il precodice con 0 mantenendo invariate le ultime 3 cifre. (Es.:15-1001 c/KIT=15-0001 senza KIT / 16-1001 c/KIT =16-0001 senza KIT)
 By request we supply outer and inner CVJ without KIT (Eg.:15-1001 with KIT=15-0001 without KIT / 16-1001 with KIT =16-0001 without KIT)

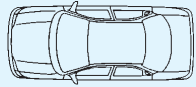


Legenda quote dimensionali vedi pagina I
 Legenda of dimensions see page I

		CHASSIS	L/R	METELLI ref.	ABS	DESCRIPTION			INFO	A	B	C	D	E	F	H	I	L	Fig
AUDI A4 (8D), Avant 1.6 (74 kW)	11/94-	8D-S-000001-		15-1239	45	Joint Kit	X		A/T+M/T	33	30	53	87,9	30					2
	11/94-	8D-S-000001-		16-1012		Joint Kit		X	A/T+M/T		33		100						
	11/94-		L	17-0197	45	Driveshaft			M/T, FWD	33			88	100		30		610	14
	11/94-		R	17-0198	45	Driveshaft			M/T, FWD	33			88	100		30		630	14
1.8, 20v, Turbo (85-92-95-110 kW)	11/94-	8D-S-000001-		15-1239	45	Joint Kit	X		A/T+M/T	33	30	53	87,9	30					2
	11/94-	8D-S-000001-		16-1014		Joint Kit		X	A/T+M/T		28		108						
	11/94-		L	17-0199	45	Driveshaft			M/T	33			88	108		30		610	14
	11/94-		R	17-0200	45	Driveshaft			M/T	33			88	108		30		630	14
1.9TDi (55-66-81 kW)	1/95-7/97			15-1239	45	Joint Kit	X		A/T+M/T	33	30	53	87,9	30					2
	11/94-		L	17-0201	45	Driveshaft			M/T	33			88	130		30		607	15
	11/94-		R	17-0202	45	Driveshaft			M/T	33			88	130		30		628	15
1.9TDi (85 kW)	3/00-11/00		15-1381	45	Joint Kit	X			33	27	53	98	30					2	
2.6 (110 kW)	1/95-			15-1267	45	Joint Kit	X		M/T	38	27	59,5	98	34					2
	1/95-11/00			15-1377	45	Joint Kit	X		A/T	38	30	59,6	87,9	34					2
	1/95-11/00			15-1379	45	Joint Kit	X		A/T, Design: GKN	38	30	59,6	87,9	34					2
2.8, 30v (128-142 kW)	9/95-		15-1267	45	Joint Kit	X		A/T+M/T	38	27	59,5	98	34					2	
A4 (8D) Quattro, Avant Quattro 1.8 20v, Turbo (85-92-110 kW)	11/94-	8D-S-000001-		15-1239	45	Joint Kit	X		FWD	33	30	53	87,9	30					2
	1/95-			15-1308	45	Joint Kit	X		M/T, RWD	33	30	53	87,9	30					2
	1/95-			16-1010B		Joint Kit		X	M/T, RWD		33		100						
	11/94-	8D-S-000001-		16-1012		Joint Kit		X	FWD		33		100						
	1/95-			16-0010		Joint		X	M/T, RWD		33		100						
	11/94-		L	17-0197	45	Driveshaft			FWD	33			88	100		30		610	14
	11/94-		R	17-0198	45	Driveshaft			FWD	33			88	100		30		630	14

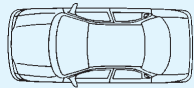
Per ordinare i GIUNTI senza KIT, sostituire il primo numero dopo il precodice con 0 mantenendo invariate le ultime 3 cifre. (Es:15-1001 c/KIT=15-0001 senza KIT / 16-1001 c/KIT =16-0001 senza KIT)
 By request we supply outer and inner CVJ without KIT (Eg.:15-1001 with KIT=15-0001 without KIT / 16-1001 with KIT =16-0001 without KIT)

Legenda quote dimensionali vedi pagina I
Legenda of dimensions see page I



		CHASSIS	L/R	METELLI ref.	ABS	DESCRIP- TION		INFO	A	B	C	D	E	F	H	I	L	Fig
AUDI A4 (8D) Quattro, Avant Quattro 2.6 (110 kW)	1/95-			15-1308	45	Joint Kit	X	M/T, RWD	33	30	53	87,9	30					2
	1/95-11/00			15-1377	45	Joint Kit	X	M/T, FWD	38	30	59,6	87,9	34					2
	1/95-11/00			15-1379	45	Joint Kit	X	M/T, FWD, Design: GKN	38	30	59,6	87,9	34					2
	1/95-			16-1010B		Joint Kit		X M/T, RWD		33		100						
	1/95-			16-1012		Joint Kit		X M/T, FWD		33		100						
	1/95-			16-0010		Joint		X M/T, RWD		33		100						
2.8, 30v (128-142 kW)	1/95-			15-1308	45	Joint Kit	X	M/T, RWD	33	30	53	87,9	30					2
	1/95-7/97			15-1377	45	Joint Kit	X	M/T, FWD	38	30	59,6	87,9	34					2
	1/95-7/97			15-1379	45	Joint Kit	X	M/T, FWD, Design: GKN	38	30	59,6	87,9	34					2
	1/95-			16-1010B		Joint Kit		X M/T, RWD		33		100						
	1/95-			16-1012		Joint Kit		X M/T, FWD		33		100						
	1/95-			16-0010		Joint		X M/T, RWD		33		100						
A6 (4A), Avant 1.9TDi (66 kW)	6/94-2/97			15-1140	45	Joint Kit	X	Eng. 1Z	38	30	59,4	90	34					2
2.0, 16v (74-85-103 kW)	6/94-2/97	4A-S-000001-		15-1140	45	Joint Kit	X	A/T+M/T	38	30	59,4	90	34					2
	6/94-2/97	4A-S-000001-		16-1014		Joint Kit		X M/T		28		108						
	6/94-		L	17-0203	45	Driveshaft			38			88	108		35		622	14
	6/94-		R	17-0204	45	Driveshaft			38			88	108		35		660	14
2.3 (98 kW)	6/94-12/95	4A-S-000001-		15-1140	45	Joint Kit	X	M/T	38	30	59,4	90	34					2
	6/94-12/95	4A-S-000001-		16-1014		Joint Kit		X M/T		28		108						
	6/94-		L	17-0203	45	Driveshaft			38			88	108		35		622	14
	6/94-		R	17-0204	45	Driveshaft			38			88	108		35		660	14
2.5TDi (84-85-103 kW)	6/94-2/97	4A-S-000001-		15-1174	45	Joint Kit	X	A/T+M/T	38	27	59,6	98	34					2
	6/94-		L	17-0205	45	Driveshaft			38			98	130		35		622	15
	6/94-		R	17-0206	45	Driveshaft			38			98	130		35		658	15

Per ordinare i GIUNTI senza KIT, sostituire il primo numero dopo il precodice con 0 mantenendo invariate le ultime 3 cifre. (Es:15-1001 c/KIT=15-0001 senza KIT / 16-1001 c/KIT =16-0001 senza KIT)
By request we supply outer and inner CVJ without KIT (Eg.:15-1001 with KIT=15-0001 without KIT / 16-1001 with KIT =16-0001 without KIT)

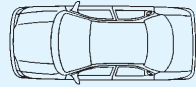


Legenda quote dimensionali vedi pagina I
 Legenda of dimensions see page I

		CHASSIS	L/R	METELLI ref.	ABS	DESCRIP-TION			INFO	A	B	C	D	E	F	H	I	L	Fig
AUDI																			
A6 (4A), Avant																			
2.6 V6 (110 kW)	6/94-2/97	4A-S-000001-		15-1140	45	Joint Kit	X		A/T+M/T	38	30	59,4	90	34					2
2.8 V6 (128 kW)	6/94-2/97			15-1174	45	Joint Kit	X		A/T+M/T	38	27	59,6	98	34					2
	6/94-		L	17-0205	45	Driveshaft				38			98	130		35		622	15
	6/94-		R	17-0206	45	Driveshaft				38			98	130		35		658	15
A6 (4A) Quattro, Avant Quattro																			
2.0 16v (103 kW)	6/94-2/97			15-1121	45	Joint Kit	X		A/T+M/T, RWD	38	25	59,6	90	34					3
	6/94-2/97	4A-S-000001-		15-1140	45	Joint Kit	X		M/T, FWD	38	30	59,4	90	34					2
	6/94-2/97	4A-S-000001-		16-1012		Joint Kit		X	M/T, FWD		33		100						
	6/94-2/97			16-1014		Joint Kit		X	A/T+M/T, RWD		28		108						
2.2 S6 Turbo (169 kW)	6/94-2/97			15-1121	45	Joint Kit	X		A/T, RWD	38	25	59,6	90	34					3
	6/94-2/97	4A-S-000001-		15-1174	45	Joint Kit	X		A/T+M/T, FWD	38	27	59,6	98	34					2
	6/94-2/97			16-1014		Joint Kit		X	A/T+M/T, RWD		28		108						
	6/94-2/97	4A-S-000001-		16-1014		Joint Kit		X	M/T, FWD		28		108						
2.6 V6 (110 kW)	6/94-2/97			15-1121	45	Joint Kit	X		A/T+M/T, RWD	38	25	59,6	90	34					3
	6/94-2/97	4A-S-000001-		15-1140	45	Joint Kit	X		M/T, FWD	38	30	59,4	90	34					2
	6/94-2/97	4A-S-000001-		16-1012		Joint Kit		X	M/T, FWD		33		100						
	6/94-2/97			16-1014		Joint Kit		X	A/T+M/T, RWD		28		108						
2.8 V6 (128 kW)	6/94-2/97			15-1121	45	Joint Kit	X		A/T+M/T, RWD	38	25	59,6	90	34					3
	6/94-2/97	4A-S-000001-		15-1174	45	Joint Kit	X		A/T+M/T, FWD	38	27	59,6	98	34					2
	6/94-2/97			16-1014		Joint Kit		X	A/T+M/T, RWD		28		108						
	6/94-2/97	4A-S-000001-		16-1014		Joint Kit		X	M/T, FWD		28		108						
4.2 S6 Plus (214 kW)	6/94-2/97	4A-S-000001-		15-1174	45	Joint Kit	X		FWD	38	27	59,6	98	34					2
	6/94-2/97	4A-S-000001-		16-1014		Joint Kit		X	A/T+M/T, RWD		28		108						
	6/94-2/97	4A-S-000001-		16-1014		Joint Kit		X	M/T, FWD		28		108						

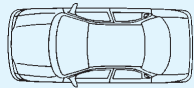
Per ordinare i GIUNTI senza KIT, sostituire il primo numero dopo il precodice con 0 mantenendo invariate le ultime 3 cifre. (Es:15-1001 c/KIT=15-0001 senza KIT / 16-1001 c/KIT =16-0001 senza KIT)
 By request we supply outer and inner CVJ without KIT (Eg.:15-1001 with KIT=15-0001 without KIT / 16-1001 with KIT =16-0001 without KIT)

Legenda quote dimensionali vedi pagina I
Legenda of dimensions see page I



		CHASSIS	L/R	METELLI ref.	ABS	DESCRIP- TION			INFO	A	B	C	D	E	F	H	I	L	Fig
AUDI																			
A6 (4B), Avant																			
1.8, Turbo (92-110 kW)	97-			15-1239	45	Joint Kit	X			33	30	53	87,9	30					2
	97-			16-1014		Joint Kit		X			28		108						
1.9 TDi (85 kW)	7/00-			15-1381	45	Joint Kit	X			33	27	53	98	30					2
A8 (D2)																			
2.8 (128 kW)	3/94-3/96			15-1267	45	Joint Kit	X		A/T+M/T	38	27	59,5	98	34					2
	3/94-3/96		L	17-0366	45	Driveshaft			A/T+M/T	38			98	130		34		632	15
	3/94-3/96		R	17-0367	45	Driveshaft			A/T+M/T	38			98	130		34		673	15
A8 Quattro (D2)																			
	3/94-3/96			15-1267	45	Joint Kit	X		A/T+M/T, RWD	38	27	59,5	98	34					2
	3/94-3/96			15-1267	45	Joint Kit	X		A/T+M/T, FWD	38	27	59,5	98	34					2
4.2 (220 kW)	3/94-11/98			15-1267	45	Joint Kit	X		A/T, FWD	38	27	59,5	98	34					2
	3/94-11/98			15-1267	45	Joint Kit	X		A/T, RWD	38	27	59,5	98	34					2
Cabrio (89)																			
2.0 (85 kW)	1/93-			15-1091		Joint Kit	X		A/T+M/T	33	30	53	88	30					2
	1/93-			15-1112	45	Joint Kit	X		A/T+M/T	33	30	53	88	30					2
	1/93-		L	17-0181	45	Driveshaft				33			88	100		30		580	10
	1/93-		R	17-0182	45	Driveshaft				33			88	100		30		570	14
2.3 E (98 kW)	6/91-7/94			15-1091		Joint Kit	X		M/T	33	30	53	88	30					2
	6/91-7/94			15-1112	45	Joint Kit	X		M/T	33	30	53	88	30					2
	6/91-7/94			16-1014		Joint Kit		X	M/T		28		108						
2.6 V6 (110 kW)	1/94-			15-1195	45	Joint Kit	X		A/T+M/T	38	27	59,5	98	34					2
2.8 (128 kW)	11/92-			15-1195	45	Joint Kit	X		A/T+M/T	38	27	59,5	98	34					2

Per ordinare i GIUNTI senza KIT, sostituire il primo numero dopo il precodice con 0 mantenendo invariate le ultime 3 cifre. (Es:15-1001 c/KIT=15-0001 senza KIT / 16-1001 c/KIT =16-0001 senza KIT)
By request we supply outer and inner CVJ without KIT (Eg.:15-1001 with KIT=15-0001 without KIT / 16-1001 with KIT =16-0001 without KIT)

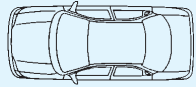


Legenda quote dimensionali vedi pagina I
Legenda of dimensions see page I

		CHASSIS	L/R	METELLI ref.	ABS	DESCRIP-TION			INFO	A	B	C	D	E	F	H	I	L	Fig
AUDI																			
Coupé III (81, 85) 1.8 (55-65-66-68 kW)	8/81-10/88	85-D-019465-85-J-020000		15-1096		Joint Kit	X		A/T+M/T	22	30	51	81	48					2
	8/81-10/88	85-D-019465-85-J-020000		16-1004		Joint Kit		X	A/T+M/T		33		94						
1.8 GT (79-82 kW)	8/86-7/88	85-H-000001-85-J-010000		15-1050		Joint Kit	X		M/T	22	30	51	90	49					2
	8/86-7/88	85-H-000001-85-J-010000		16-1010		Joint Kit		X	M/T		33		100						
1.9 (115 kW)	8/80-7/83	85-B-000001-85-D-200000		15-1096		Joint Kit	X		A/T+M/T	22	30	51	81	48					2
	8/80-7/83	85-B-000001-85-D-200000		16-1004		Joint Kit		X	A/T+M/T		33		94						
2.0 (85 kW)	9/83-7/86	85-E-000001-85-G-220000		15-1050		Joint Kit	X		A/T+M/T	22	30	51	90	49					2
	9/83-7/86	85-E-000001-85-G-220000		16-1010		Joint Kit		X	A/T+M/T		33		100						
2.2 GT (85 kW)	7/81-10/87	85-B-076537-85-C-250000		15-1096		Joint Kit	X		M/T	22	30	51	81	48					2
	7/81-10/87	85-B-076537-85-C-250000		16-1004		Joint Kit		X	M/T		33		94						
2.2 GT (96-100 kW)	9/82-10/88	85-C-013212-85-E-220000		15-1128		Joint Kit	X		M/T	22	25	51	90	49					3
	9/84-7/88	85-F-020411-85-J-010000		15-1181	96	Joint Kit	X		A/T+M/T	22	25	51	88	49					3
	9/84-7/88	85-F-020411-85-J-010000		16-1014		Joint Kit		X	A/T+M/T		28		108						
	9/82-10/88	85-C-013212-85-E-220000		16-1014		Joint Kit		X	M/T		28		108						
2.3 (98-100 kW)	2/87-7/88	85-H-025684-85-J-010000		15-1128		Joint Kit	X		A/T+M/T	22	25	51	90	49					3
	2/87-7/88	85-H-025684-85-J-010000		15-1181	96	Joint Kit	X		A/T+M/T	22	25	51	88	49					3
	2/87-7/88	85-H-025684-85-J-010000		16-1014		Joint Kit		X	A/T+M/T		28		108						
Coupé IV (89, 8B) 1.8 (79-82 kW)	11/88-		L	17-0181	45	Driveshaft				33			88	100		30		580	10
	11/88-		R	17-0182	45	Driveshaft				33			88	100		30		570	14
2.0 (85 kW)	5/89-12/96	8B-K-000001-8B-M-020000		15-1091		Joint Kit	X		M/T, 3Sp.	33	30	53	88	30					2
	5/89-12/96	8B-K-000001-8B-M-020000		15-1112	45	Joint Kit	X		M/T, 3Sp.	33	30	53	88	30					2
	5/89-		L	17-0181	45	Driveshaft				33			88	100		30		580	10
	5/89-		R	17-0182	45	Driveshaft				33			88	100		30		570	14
2.0 (103 kW)	8/92-12/96	8B-K-020001-		15-1112	45	Joint Kit	X		M/T	33	30	53	88	30					2

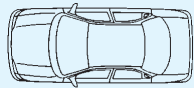
Per ordinare i GIUNTI senza KIT, sostituire il primo numero dopo il precodice con 0 mantenendo invariate le ultime 3 cifre. (Es:15-1001 c/KIT=15-0001 senza KIT / 16-1001 c/KIT =16-0001 senza KIT)
By request we supply outer and inner CVJ without KIT (Eg.:15-1001 with KIT=15-0001 without KIT / 16-1001 with KIT =16-0001 without KIT)

Legenda quote dimensionali vedi pagina I
Legenda of dimensions see page I



		CHASSIS	L/R	METELLI ref.	ABS	DESCRIP- TION		INFO	A	B	C	D	E	F	H	I	L	Fig
AUDI																		
Coupé IV (89, 8B)																		
2.0 (103 kW)	8/92-12/96	8B-K-020001-		16-1014		Joint Kit	X	M/T		28		108						
2.0 16v (103 kW)	8/92-12/96	8B-K-020001-		15-1091		Joint Kit	X	M/T	33	30	53	88	30					2
	8/92-12/96	8B-K-020001-		16-1014		Joint Kit	X	M/T		28		108						
2.3 (98-100 kW)	11/88-12/96	8B-K-000001-		15-1091		Joint Kit	X	M/T	33	30	53	88	30					2
	11/88-12/96	8B-K-000001-		15-1112	45	Joint Kit	X	M/T	33	30	53	88	30					2
	11/88-12/96	8B-K-000001-		16-1014		Joint Kit	X	M/T		28		108						
2.3 E 20v (123-125 kW)	8/89-7/91	8B-L-000001-8B-M-020000		15-1195	45	Joint Kit	X	A/T+M/T	38	27	59,5	98	34					2
	8/89-7/91	8B-L-000001-8B-M-020000		16-1014		Joint Kit	X	A/T+M/T		28		108						
2.6 V6 (110 kW)	8/92-12/96	8B-N-015001-		15-1195	45	Joint Kit	X	A/T+M/T	38	27	59,5	98	34					2
2.8 E (128 kW)	9/91-12/96	8B-N-001461-		15-1195	45	Joint Kit	X	A/T+M/T	38	27	59,5	98	34					2
Fox																		
All models	1/73-79			15-1049		Joint Kit	X	A/T+M/T, Usa-Australia	22	30	51	81	48					3
	1/73-79			16-1004		Joint Kit	X	A/T+M/T, Usa-Australia		33		94						
Quattro (85)																		
2.2 (119 kW)	7/80-7/91	85-A-900001-85-M-000999		15-1150		Joint Kit	X	RWD	26	28	56,4	98	51					3
	7/80-7/91	85-G-900708-85-M-000999		15-1203	96	Joint Kit	X	RWD	26	28	56,6	98	50					3
	7/80-7/91	85-A-900001-85-M-000999		16-1014		Joint Kit	X	RWD		28		108						
2.3 (226 kW)	7/80-7/91	85-A-900001-85-M-000999		15-1150		Joint Kit	X	RWD	26	28	56,4	98	51					3
	7/80-7/91	85-G-900708-85-M-000999		15-1203	96	Joint Kit	X	RWD	26	28	56,6	98	50					3
	7/80-7/91	85-A-900001-85-M-000999		16-1014		Joint Kit	X	RWD		28		108						
TT (8N), Quattro																		
1.8 Turbo (132 kW)	10/98-			15-1189		Joint Kit	X		36	30	52,8	90	40					2

Per ordinare i GIUNTI senza KIT, sostituire il primo numero dopo il precodice con 0 mantenendo invariate le ultime 3 cifre. (Es:15-1001 c/KIT=15-0001 senza KIT / 16-1001 c/KIT =16-0001 senza KIT)
By request we supply outer and inner CVJ without KIT (Eg.:15-1001 with KIT=15-0001 without KIT / 16-1001 with KIT =16-0001 without KIT)

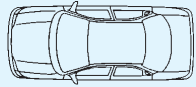


Legenda quote dimensionali vedi pagina I
 Legenda of dimensions see page I

		CHASSIS	L/R	METELLI ref.	ABS	DESCRIP-TION			INFO	A	B	C	D	E	F	H	I	L	Fig
AUDI																			
V8 (D11) All models	10/88-11/93	44-K-000001-4C-R-005000		16-1014		Joint Kit		X	A/T+M/T, RWD		28		108						
AUTOBIANCHI																			
A111 1.4 (51 kW)	8/69-11/72			15-1055		Joint Kit	X				22	20	48,1	80	55				3
A112 1000 (35 kW)	11/77-12/79			15-1001		Joint Kit	X		M/T		20	20	43,1	80	55				3
	1/80-12/86			15-1019		Joint Kit	X				20	20	43,1	80	55				3
1050 (51 kW)	1/80-12/86			15-1019		Joint Kit	X				20	20	43,1	80	55				3
900 (30-31 kW)	1/69-12/79			15-1001		Joint Kit	X		M/T		20	20	43,1	80	55				3
	1/80-12/86			15-1019		Joint Kit	X				20	20	43,1	80	55				3
Y10																			
1.0 (33-37 kW)	1/85-6/96			15-1019		Joint Kit	X		Fire		20	20	43,1	80	55				3
1.1 (41 kW)	1/85-6/96			15-1019		Joint Kit	X		Inc. 4WD		20	20	43,1	80	55				3
1.3 (53-54 kW)	1/85-6/96			15-1019		Joint Kit	X				20	20	43,1	80	55				3
BMW																			
Serie 3 (E36) 316 (73-75 kW)	12/90-			17-0212		Driveshaft					27		86	94		64		625	10
	12/90-			17-0214	48	Driveshaft					27		86	94		64		625	17
318 (83-85-103 kW)	12/90-			17-0212		Driveshaft					27		86	94		64		625	10
	12/90-			17-0214	48	Driveshaft					27		86	94		64		625	17

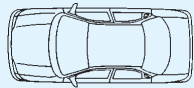
Per ordinare i GIUNTI senza KIT, sostituire il primo numero dopo il precodice con 0 mantenendo invariate le ultime 3 cifre. (Es:15-1001 c/KIT=15-0001 senza KIT / 16-1001 c/KIT =16-0001 senza KIT)
 By request we supply outer and inner CVJ without KIT (Eg.:15-1001 with KIT=15-0001 without KIT / 16-1001 with KIT =16-0001 without KIT)

Legenda quote dimensionali vedi pagina I
Legenda of dimensions see page I



		CHASSIS	L/R	METELLI ref.	ABS	DESCRIP- TION	INFO	A	B	C	D	E	F	H	I	L	Fig
BMW																	
Serie 3 (E36)																	
320 (110 kW)	12/90-			17-0212		Driveshaft		27			86	94		64		625	10
	12/90-			17-0214	48	Driveshaft		27			86	94		64		625	17
325 (141 kW)	12/90-			17-0368	48	Driveshaft	A/T+M/T	27			94	100		69		614	17
325 TD (85 kW)	12/90-			17-0368	48	Driveshaft	A/T+M/T	27			94	100		69		614	17
Serie 3 (E36) Touring																	
318 (85 kW)	95-10/99			17-0212		Driveshaft		27			86	94		64		625	10
	95-10/99			17-0214	48	Driveshaft		27			86	94		64		625	17
318 TDs (66 kW)	95-10/99			17-0212		Driveshaft		27			86	94		64		625	10
	95-10/99			17-0214	48	Driveshaft		27			86	94		64		625	17
320 (110 kW)	95-10/99			17-0212		Driveshaft		27			86	94		64		625	10
	95-10/99			17-0214	48	Driveshaft		27			86	94		64		625	17
Serie 5 (E34)																	
518 (83-85 kW)	4/89-95			17-0213		Driveshaft					100	100				468	11
520, 24v (95-110 kW)	1/88-95			17-0213		Driveshaft					100	100				468	11
524TD (85 kW)	3/88-95			17-0213		Driveshaft					100	100				468	11
525, 24v (125-141 kW)	1/89-95			17-0213		Driveshaft					100	100				468	11
525TD, TDs (85-105 kW)	1/89-95			17-0213		Driveshaft					100	100				468	11
530 (160 kW)	1/89-95			17-0213		Driveshaft					100	100				468	11
Serie 5 (E34) Touring																	
518 (83-85 kW)	4/89-95			17-0213		Driveshaft					100	100				468	11
520, 24v (110 kW)	1/88-95			17-0213		Driveshaft					100	100				468	11
525, 24v (141 kW)	1/89-95			17-0213		Driveshaft					100	100				468	11
525TD, TDs (85-105 kW)	1/89-95			17-0213		Driveshaft					100	100				468	11

Per ordinare i GIUNTI senza KIT, sostituire il primo numero dopo il precodice con 0 mantenendo invariate le ultime 3 cifre. (Es:15-1001 c/KIT=15-0001 senza KIT / 16-1001 c/KIT =16-0001 senza KIT)
By request we supply outer and inner CVJ without KIT (Eg.:15-1001 with KIT=15-0001 without KIT / 16-1001 with KIT =16-0001 without KIT)

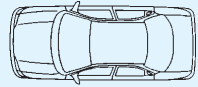


Legenda quote dimensionali vedi pagina I
 Legenda of dimensions see page I

		CHASSIS	L/R	METELLI ref.	ABS	DESCRIP- TION			INFO	A	B	C	D	E	F	H	I	L	Fig
BMW																			
Serie 5 (E34) Touring 530 (160 kW)	1/89-95			17-0213		Driveshaft							100	100				468	11
Serie 5 (E39) 523 (125 kW)	95-			17-0216		Driveshaft				30			90	100		73		632	10
525 TDs (105 kW)	95-			17-0216		Driveshaft				30			90	100		73		632	10
528 (142 kW)	95-			17-0216		Driveshaft				30			90	100		73		632	10
BUICK (GM)																			
Century 3-4Sp. V6 A/T	87-89			15-1343		Joint Kit	X			33	32	47,5	93,3	61					3
All models	82-89			15-1344		Joint Kit	X			33	29	47,7	85	61,5					3
	91-93			15-1355		Joint Kit	X	Inc. Mexico		27	32	61,2	90	63					2
Century A All models	1/83-12/85			15-1235		Joint Kit	X	3-4Sp.		27	32	61,5	93	65					3
Electra C All models	1/85-12/85			15-1235		Joint Kit	X	RWD, (Exc. SW)		27	32	61,5	93	65					3
	86-90			15-1235		Joint Kit	X			27	32	61,5	93	65					3
Park Avenue C All models	1/85-12/85			15-1235		Joint Kit	X	Design I		27	32	61,5	93	65					3
	86-90			15-1235		Joint Kit	X			27	32	61,5	93	65					3

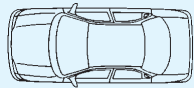
Per ordinare i GIUNTI senza KIT, sostituire il primo numero dopo il precodice con 0 mantenendo invariate le ultime 3 cifre. (Es:15-1001 c/KIT=15-0001 senza KIT / 16-1001 c/KIT =16-0001 senza KIT)
 By request we supply outer and inner CVJ without KIT (Eg.:15-1001 with KIT=15-0001 without KIT / 16-1001 with KIT =16-0001 without KIT)

Legenda quote dimensionali vedi pagina I
 Legenda of dimensions see page I



		CHASSIS	L/R	METELLI ref.	ABS	DESCRIP- TION		INFO	A	B	C	D	E	F	H	I	L	Fig
BUICK (GM)																		
Pontiac 6000																		
A/T	82-89			15-1344		Joint Kit	X		33	29	47,7	85	61,5					3
Reatta E																		
All models	89-92			15-1235		Joint Kit	X	Design II	27	32	61,5	93	65					3
Riviera E																		
All models	86-88			15-1235		Joint Kit	X		27	32	61,5	93	65					3
Skyhawk																		
4Sp. M/T, Turbo	85-87			15-1343		Joint Kit	X		33	32	47,5	93,3	61					3
All models	82-84			15-1344		Joint Kit	X		33	29	47,7	85	61,5					3
Skylark																		
3-4Sp. A/T	92-95			15-1343		Joint Kit	X		33	32	47,5	93,3	61					3
M/T	1/87-12/87			15-1343		Joint Kit	X		33	32	47,5	93,3	61					3
Skylark/ Citation																		
4 Cyl., V6 A/T	80-85			15-1344		Joint Kit	X		33	29	47,7	85	61,5					3
Skylark/ Somerset																		
A/T	85-90			15-1344		Joint Kit	X		33	29	47,7	85	61,5					3
CADILLAC (GM)																		
DeVille																		
All models	1/85-12/85			15-1235		Joint Kit	X	Design I	27	32	61,5	93	65					3

Per ordinare i GIUNTI senza KIT, sostituire il primo numero dopo il precodice con 0 mantenendo invariate le ultime 3 cifre. (Es:15-1001 c/KIT=15-0001 senza KIT / 16-1001 c/KIT =16-0001 senza KIT)
 By request we supply outer and inner CVJ without KIT (Eg.:15-1001 with KIT=15-0001 without KIT / 16-1001 with KIT =16-0001 without KIT)

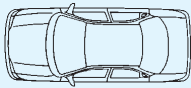





Legenda quote dimensionali vedi pagina I
 Legenda of dimensions see page I

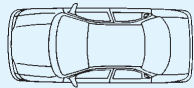
		CHASSIS	L/R	METELLI ref.	ABS	DESCRIPTION			INFO	A	B	C	D	E	F	H	I	L	Fig
CADILLAC (GM)																			
El Dorado E All models	86-88			15-1235		Joint Kit	X			27	32	61,5	93	65					3
Fleetwood C All models	1/85-90			15-1235		Joint Kit	X	Design I		27	32	61,5	93	65					3
Seville K All models	86-88			15-1235		Joint Kit	X			27	32	61,5	93	65					3
CHEVROLET (GM)																			
Cavalier All models	82-95			15-1344		Joint Kit	X			33	29	47,7	85	61,5					3
Celebrity / Old Ciera 3Sp. A/T+M/T	82-89			15-1344		Joint Kit	X			33	29	47,7	85	61,5					3
Corsica / Beretta All models	87-95			15-1344		Joint Kit	X			33	29	47,7	85	61,5					3
Kadett 1.8, 2.0	84-			15-1008		Joint Kit	X	A/T+M/T, Brazil		33	25	52,35	90	59					3
Monza 1.6	82-			15-1008		Joint Kit	X			33	25	52,35	90	59					3
Monza 1.8, 2.0	82-			15-1008		Joint Kit	X	A/T, Incl. Brazil		33	25	52,35	90	59					3

Per ordinare i GIUNTI senza KIT, sostituire il primo numero dopo il precodice con 0 mantenendo invariate le ultime 3 cifre. (Es:15-1001 c/KIT=15-0001 senza KIT / 16-1001 c/KIT =16-0001 senza KIT)
 By request we supply outer and inner CVJ without KIT (Eg.:15-1001 with KIT=15-0001 without KIT / 16-1001 with KIT =16-0001 without KIT)

TRANSMISSIONI-DRIVESHAFTS-TRANSMISSIONS-ANTRIEBSWELLEN-TRANSMISSIONES

												Legenda quote dimensionali vedi pagina I Legenda of dimensions see page I						
		CHASSIS	L/R	METELLI ref.	ABS	DESCRIP- TION	 	INFO	A	B	C	D	E	F	H	I	L	Fig
CHEVY CHEVROLET																		
Celebrity A																		
3Sp.		83-90		15-1235		Joint Kit	X	A/T	27	32	61,5	93	65					3
4Sp.		84-91		15-1235		Joint Kit	X	M/T	27	32	61,5	93	65					3
Lumina Apv U																		
All models		91-90		15-1235		Joint Kit	X		27	32	61,5	93	65					3
Nova																		
All models		85-88		15-1078		Joint Kit	X	(Exc. Twin Cam)	26	29	56	84	59,5					3
Spectrum																		
All models		6/84-12/84		15-1075		Joint Kit	X		22	22	50	79	61					2
		1/85-89	L	15-1075		Joint Kit	X		22	22	50	79	61					2
		1/85-89	R	15-1076		Joint Kit	X		22	21	50	74,6	61					1
Sprint																		
All models		85-88		15-1080		Joint Kit	X		23	19	44	72	65					1
CHRYSLER (USA)																		
Champ																		
All models		78-82		15-1026		Joint Kit	X		25	22	50	82	63					1
Colt																		
1.4		79-92		15-1026		Joint Kit	X		25	22	50	82	63					1
1.6		79-92		15-1026		Joint Kit	X		25	22	50	82	63					1
1.6 Turbo		84-88		15-1048		Joint Kit	X		25	23	50	78,7	64					1

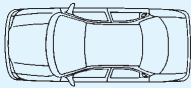



Per ordinare i GIUNTI senza KIT, sostituire il primo numero dopo il precodice con 0 mantenendo invariate le ultime 3 cifre. (Es:15-1001 c/KIT=15-0001 senza KIT / 16-1001 c/KIT =16-0001 senza KIT)
 By request we supply outer and inner CVJ without KIT (Eg.:15-1001 with KIT=15-0001 without KIT / 16-1001 with KIT =16-0001 without KIT)



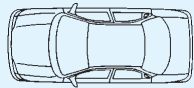
Legenda quote dimensionali vedi pagina I
 Legenda of dimensions see page I

		CHASSIS	L/R	METELLI ref.	ABS	DESCRIP-TION			INFO	A	B	C	D	E	F	H	I	L	Fig
CHRYSLER (USA)																			
Colt Hatchback				15-1026		Joint Kit	X			25	22	50	82	63					1
Imperial 3.0				15-1356		Joint Kit	X	Design: GKN		26	32	54	90	53					2
Le Baron, GTS 2.2				15-1356		Joint Kit	X			26	32	54	90	53					2
2.5				15-1356		Joint Kit	X	A/T, (Exc. Turbo)		26	32	54	90	53					2
Neon All models				15-1330	56	Joint Kit	X			23	28	58	82						2
New Yorker - E Class - Fith Avenue All models				15-1356		Joint Kit	X	Design: GKN, (Exc. Turbo)		26	32	54	90	53					2
				15-1356		Joint Kit	X	Design: GKN		26	32	54	90	53					2
Phantom Turbo, A/T				15-1356		Joint Kit	X	Inc. Mexico, Assale GKN		26	32	54	90	53					2
Sebring 2.0				15-1148		Joint Kit	X			25	23	54	86,9	64,5					1
Vista 2WD				15-1048		Joint Kit	X			25	23	50	78,7	64					1

Per ordinare i GIUNTI senza KIT, sostituire il primo numero dopo il precodice con 0 mantenendo invariate le ultime 3 cifre. (Es:15-1001 c/KIT=15-0001 senza KIT / 16-1001 c/KIT =16-0001 senza KIT)
 By request we supply outer and inner CVJ without KIT (Eg.:15-1001 with KIT=15-0001 without KIT / 16-1001 with KIT =16-0001 without KIT)

												Legenda quote dimensionali vedi pagina I Legenda of dimensions see page I						
		CHASSIS	L/R	METELLI ref.	ABS	DESCRIP- TION	 	INFO	A	B	C	D	E	F	H	I	L	Fig
CHRYSLER (USA)																		
Vista 4WD				15-1064		Joint Kit	X	FWD	25	25	50	89,5	64,7					1
CHRYSLER (USA) DODGE																		
400 - 600																		
2.2				15-1356		Joint Kit	X		26	32	54	90	53					2
2.5				15-1356		Joint Kit	X		26	32	54	90	53					2
Aries - Lancer - Shadow																		
2.2				15-1356		Joint Kit	X	Design: GKN	26	32	54	90	53					2
2.5				15-1356		Joint Kit	X	Design: GKN	26	32	54	90	53					2
All models				15-1356		Joint Kit	X	Design: GKN	26	32	54	90	53					2
Avenger All models				15-1148		Joint Kit	X		25	23	54	86,9	64,5					1
Caravan - Grand Caravan All models				15-1356		Joint Kit	X	M/T, 4 Cyl	26	32	54	90	53					2
				15-1356		Joint Kit	X	A/T, 4 Cyl	26	32	54	90	53					2
				15-1356		Joint Kit	X		26	32	54	90	53					2
V6				15-1356		Joint Kit	X		26	32	54	90	53					2
Colt 1.5				15-1161		Joint Kit	X		25	22	54	79	61					1
1.6 Hatchback				15-1048		Joint Kit	X		25	23	50	78,7	64					1

Per ordinare i GIUNTI senza KIT, sostituire il primo numero dopo il precodice con 0 mantenendo invariate le ultime 3 cifre. (Es:15-1001 c/KIT=15-0001 senza KIT / 16-1001 c/KIT =16-0001 senza KIT)
 By request we supply outer and inner CVJ without KIT (Eg.:15-1001 with KIT=15-0001 without KIT / 16-1001 with KIT =16-0001 without KIT)

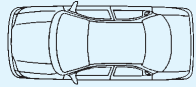


Legenda quote dimensionali vedi pagina I
 Legenda of dimensions see page I

		CHASSIS	L/R	METELLI ref.	ABS	DESCRIP-TION			INFO	A	B	C	D	E	F	H	I	L	Fig
CHRYSLER (USA) DODGE																			
Colt																			
All models	79-82			15-1026		Joint Kit	X			25	22	50	82	63					1
GTS Turbo	84-88			15-1048		Joint Kit	X			25	23	50	78,7	64					1
Colt Vista																			
2WD	84-91			15-1048		Joint Kit	X			25	23	50	78,7	64					1
4WD Wagon	85-87			15-1064		Joint Kit	X		FWD	25	25	50	89,5	64,7					1
	88-91			15-1130		Joint Kit	X		FWD, Mod. 100 LAC	25	26	54	94,5	64,5					2
Daytona																			
2.5	1/87-12/87			15-1356		Joint Kit	X		Design: GKN	26	32	54	90	53					2
All models	1/88-12/90			15-1356		Joint Kit	X			26	32	54	90	53					2
Dynasty																			
All models	1/88-12/90			15-1356		Joint Kit	X		Design: GKN	26	32	54	90	53					2
Monaco																			
2.5 Turbo	1/90-12/91			15-1356		Joint Kit	X		M/T	26	32	54	90	53					2
Ram Van																			
All models	1/92-12/92			15-1356		Joint Kit	X		M/T, 4 Cyl	26	32	54	90	53					2
	1/87-12/91			15-1356		Joint Kit	X			26	32	54	90	53					2
	1/91-12/91			15-1356		Joint Kit	X		A/T, 4 Cyl	26	32	54	90	53					2
V6	1/91-12/92			15-1356		Joint Kit	X			26	32	54	90	53					2
Spirit																			
Turbo, A/T	90-94			15-1356		Joint Kit	X		Inc. Mexico, Assale GKN	26	32	54	90	53					2

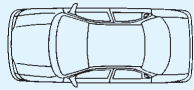
Per ordinare i GIUNTI senza KIT, sostituire il primo numero dopo il precodice con 0 mantenendo invariate le ultime 3 cifre. (Es:15-1001 c/KIT=15-0001 senza KIT / 16-1001 c/KIT =16-0001 senza KIT)
 By request we supply outer and inner CVJ without KIT (Eg.:15-1001 with KIT=15-0001 without KIT / 16-1001 with KIT =16-0001 without KIT)

Legenda quote dimensionali vedi pagina I
Legenda of dimensions see page I






		CHASSIS	L/R	METELLI ref.	ABS	DESCRIP- TION		INFO	A	B	C	D	E	F	H	I	L	Fig
CHRYSLER (USA) DODGE																		
Voyager																		
All models	1/92-12/92			15-1356		Joint Kit	X	M/T, 4 Cyl	26	32	54	90	53					2
	1/87-12/91			15-1356		Joint Kit	X		26	32	54	90	53					2
	1/91-12/91			15-1356		Joint Kit	X	A/T, 4 Cyl	26	32	54	90	53					2
V6	1/91-12/92			15-1356		Joint Kit	X		26	32	54	90	53					2
CHRYSLER (USA) PLYMOUTH																		
Acclaim																		
All models	1/89-12/90			15-1356		Joint Kit	X	Design: GKN	26	32	54	90	53					2
	1/91-12/91			15-1356		Joint Kit	X	A/T	26	32	54	90	53					2
Caravelle																		
2.2	1/88-12/88			15-1356		Joint Kit	X	Design: GKN	26	32	54	90	53					2
2.5	1/87-12/88			15-1356		Joint Kit	X	Design: GKN	26	32	54	90	53					2
Champ																		
Turbo	84-88			15-1048		Joint Kit	X		25	23	50	78,7	64					1
Champ - Colt																		
All models	79-12/86			15-1026		Joint Kit	X	(Exc. Turbo)	25	22	50	82	63					1
Laser																		
1.8 NSK23	92-94			15-1147		Joint Kit	X		25	23	54	83	62					1
2.0 Inc. Turbo	90-93			15-1148		Joint Kit	X		25	23	54	86,9	64,5					1

Per ordinare i GIUNTI senza KIT, sostituire il primo numero dopo il precodice con 0 mantenendo invariate le ultime 3 cifre. (Es:15-1001 c/KIT=15-0001 senza KIT / 16-1001 c/KIT =16-0001 senza KIT)
By request we supply outer and inner CVJ without KIT (Eg.:15-1001 with KIT=15-0001 without KIT / 16-1001 with KIT =16-0001 without KIT)

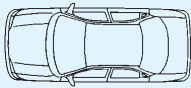




Legenda quote dimensionali vedi pagina I
 Legenda of dimensions see page I

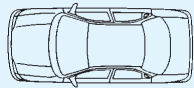
		CHASSIS	L/R	METELLI ref.	ABS	DESCRIP- TION	 	INFO	A	B	C	D	E	F	H	I	L	Fig
CHRYSLER (USA) PLYMOUTH																		
Reliant																		
2.5				15-1356		Joint Kit	X	Design: GKN	26	32	54	90	53					2
All models				15-1356		Joint Kit	X	Design: GKN	26	32	54	90	53					2
Sundance																		
2.2				15-1356		Joint Kit	X	Design: GKN	26	32	54	90	53					2
2.5				15-1356		Joint Kit	X	Design: GKN	26	32	54	90	53					2
All models				15-1356		Joint Kit	X	Design: GKN	26	32	54	90	53					2
Voyager - Grand Voyager																		
All models				15-1356		Joint Kit	X	M/T, 4 Cyl	26	32	54	90	53					2
				15-1356		Joint Kit	X		26	32	54	90	53					2
				15-1356		Joint Kit	X	A/T, 4 Cyl	26	32	54	90	53					2
V6				15-1356		Joint Kit	X		26	32	54	90	53					2
CITROEN																		
2CV																		
4 (17 kW)				17-0077		Driveshaft		M/T	22			83		76			440	2
6 (18-20-21 kW)				17-0077		Driveshaft		M/T	22			83		76			440	2
Ami, Break																		
10 (40 kW)				17-0077		Driveshaft		M/T, Super (Only Break)	22			83		76			440	2

TRANSMISSIONI-DRIVESHAFTS-TRANSMISSIONS-ANTRIEBSWELLEN-TRANSMISSIONES

Legenda quote dimensionali vedi pagina I
 Legenda of dimensions see page I

											Legenda quote dimensionali vedi pagina I Legenda of dimensions see page I							
		CHASSIS	L/R	METELLI ref.	ABS	DESCRIP- TION		INFO	A	B	C	D	E	F	H	I	L	Fig
CITROEN																		
AX																		
1.0 (31-33 kW)	9/86-91		L	17-0004		Driveshaft		G.Box MA	21		22	76	72		80	65	615	3
	9/86-91		R	17-0005		Driveshaft		G.Box MA	21		22	76	72		80	93	800	3
1.0 (37 kW)	8/91-		L	17-0060		Driveshaft		M/T	21		22	76	72		80	65	615	3
	8/91-		R	17-0061		Driveshaft		M/T	21		22	76	72		80	93	800	3
1.1 (44 kW)	8/91-		L	17-0060		Driveshaft		M/T	21		22	76	72		80	65	615	3
	8/91-		R	17-0061		Driveshaft		M/T	21		22	76	72		80	93	800	3
1.1 RE, TRE (40-44 kW)	9/86-91		L	17-0004		Driveshaft		G.Box MA	21		22	76	72		80	65	615	3
	9/86-91		R	17-0005		Driveshaft		G.Box MA	21		22	76	72		80	93	800	3
1.3 Sport (65 kW)	87-7/91		L	17-0004		Driveshaft		G.Box MA	21		22	76	72		80	65	615	3
	87-7/91		R	17-0005		Driveshaft		G.Box MA	21		22	76	72		80	93	800	3
1.4 TRS, TZS (45-48 kW)	87-7-91		L	17-0004		Driveshaft		G.Box MA	21		22	76	72		80	65	615	3
	87-7-91		R	17-0005		Driveshaft		G.Box MA	21		22	76	72		80	93	800	3
1.4 4WD (55 kW)	89-12/96		L	17-0014		Driveshaft		G.Box MA, FWD	21		22	76	72		76	65	615	3
	89-12/96		R	17-0015		Driveshaft		G.Box MA, FWD	21		22	76	72		76	93	800	3
1.4 GT (66 kW)	93-		L	17-0103		Driveshaft		G.Box MA	21		22	86	72		76	58	640	3
	93-		R	17-0104		Driveshaft		G.Box MA	21		22	86	72		76	253	830	4
	93-		L	17-0146	48	Driveshaft		G.Box MA	21		22	86	72		76	58	640	3
	93-		R	17-0147	48	Driveshaft		G.Box MA	21		22	86	72		76	253	830	4
1.4 GTi (69-74 kW)	89-12/96		L	17-0130	48	Driveshaft		G.Box MA	21		22	76	72		76	65	615	3
	89-12/96		R	17-0131	48	Driveshaft		G.Box MA	21		22	76	72		76	93	800	3
1.4D (37-38 kW)	88-92		L	17-0014		Driveshaft		G.Box MA	21		22	76	72		76	65	615	3
	88-92		R	17-0015		Driveshaft		G.Box MA	21		22	76	72		76	93	800	3
	88-92		L	17-0130	48	Driveshaft		G.Box MA	21		22	76	72		76	65	615	3
	88-92		R	17-0131	48	Driveshaft		G.Box MA	21		22	76	72		76	93	800	3

Per ordinare i GIUNTI senza KIT, sostituire il primo numero dopo il precodice con 0 mantenendo invariate le ultime 3 cifre. (Es.:15-1001 c/KIT=15-0001 senza KIT / 16-1001 c/KIT =16-0001 senza KIT)
 By request we supply outer and inner CVJ without KIT (Eg.:15-1001 with KIT=15-0001 without KIT / 16-1001 with KIT =16-0001 without KIT)

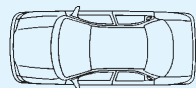


Legenda quote dimensionali vedi pagina I
 Legenda of dimensions see page I

		CHASSIS	L/R	METELLI ref.	ABS	DESCRIP-TION			INFO	A	B	C	D	E	F	H	I	L	Fig
CITROEN Axel 11 (42-45 kW)				15-1243		Joint Kit	X		Romania	24	22	54	81	44,5					2
				17-0178		Driveshaft			Romania	24			54	120		80		560	8
12 TRS				15-1243		Joint Kit	X		Romania	24	22	54	81	44,5					2
				17-0178		Driveshaft			Romania	24			54	120		80		560	8
Berlingo (MF) 1.1i (44 kW)			L	17-0132		Driveshaft			G.Box MA	25		22	84	75		80	58	590	5
			R	17-0133		Driveshaft			G.Box MA	25		22	84	75		80	333	860	6
			L	17-0134	29	Driveshaft			G.Box MA	25		22	84	75		80	58	590	5
			R	17-0135	29	Driveshaft			G.Box MA	25		22	84	75		80	333	860	6
1.4i (55 kW)			L	17-0132		Driveshaft			G.Box MA	25		22	84	75		80	58	590	5
			R	17-0133		Driveshaft			G.Box MA	25		22	84	75		80	333	860	6
			L	17-0134	29	Driveshaft			G.Box MA	25		22	84	75		80	58	590	5
			R	17-0135	29	Driveshaft			G.Box MA	25		22	84	75		80	333	860	6
1.8 (66 kW)				15-1302	29	Joint Kit	X		G.Box BE 3	25	34	59	90	46					2
			L	17-0078		Driveshaft			G.Box BE 3	25		24	90	81		80	70	610	5
			R	17-0079		Driveshaft			G.Box BE 3	25		24	90	81		80	350	865	6
			L	17-0136	29	Driveshaft			G.Box BE 3	25		24	90	81		80	70	610	5
			R	17-0137	29	Driveshaft			G.Box BE 3	25		24	90	81		80	350	865	6
1.8D (51 kW)			L	17-0078		Driveshaft			G.Box BE 3	25		24	90	81		80	70	610	5
			R	17-0079		Driveshaft			G.Box BE 3	25		24	90	81		80	350	865	6
			L	17-0136	29	Driveshaft			G.Box BE 3	25		24	90	81		80	70	610	5
			R	17-0137	29	Driveshaft			G.Box BE 3	25		24	90	81		80	350	865	6
1.9D (50 kW)				15-1302	29	Joint Kit	X		G.Box BE 3	25	34	59	90	46					2
			L	17-0078		Driveshaft			G.Box BE 3	25		24	90	81		80	70	610	5
			R	17-0079		Driveshaft			G.Box BE 3	25		24	90	81		80	350	865	6

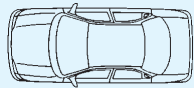
Per ordinare i GIUNTI senza KIT, sostituire il primo numero dopo il precodice con 0 mantenendo invariate le ultime 3 cifre. (Es:15-1001 c/KIT=15-0001 senza KIT / 16-1001 c/KIT =16-0001 senza KIT)
 By request we supply outer and inner CVJ without KIT (Eg.:15-1001 with KIT=15-0001 without KIT / 16-1001 with KIT =16-0001 without KIT)

Legenda quote dimensionali vedi pagina I
Legenda of dimensions see page I



		CHASSIS	L/R	METELLI ref.	ABS	DESCRIP- TION		INFO	A	B	C	D	E	F	H	I	L	Fig
CITROEN Berlingo (MF) 1.9D (50 kW)	7/96-		L	17-0136	29	Driveshaft		G.Box BE 3	25		24	90	81		80	70	610	5
	7/96-		R	17-0137	29	Driveshaft		G.Box BE 3	25		24	90	81		80	350	865	6
BX (XB) 1.1 (42 kW)	5/88-2/93			15-1015		Joint Kit	X	G.Box MA	25	22	55,3	84	46					2
1.4, E (47-49-52-53-55 kW)	5/88-1/93	4206-		15-1015		Joint Kit	X	G.Box MA	25	22	55,3	84	46					2
1.5 (59 kW)	9/82-2/93			15-1015		Joint Kit	X		25	22	55,3	84	46					2
	7/85-4/87			15-1206	90	Joint Kit	X		25	23	55,3	88	46					2
	84-		L	17-0023		Driveshaft		G.Box BE 1/3	25		24	84	76		80	70	615	5
	84-		R	17-0024		Driveshaft		G.Box BE 1/3	25		24	84	76		80	350	870	6
1.6 (53-55-58-64-65-66-68-76 kW)	9/82-2/93			15-1015		Joint Kit	X	G.Box BE 1/3	25	22	55,3	84	46					2
	7/85-4/87			15-1206	90	Joint Kit	X		25	23	55,3	88	46					2
	84-		L	17-0023		Driveshaft		G.Box BE 1/3	25		24	84	76		80	70	615	5
	84-		R	17-0024		Driveshaft		G.Box BE 1/3	25		24	84	76		80	350	870	6
1.7D (44 kW)	9/82-2/93			15-1015		Joint Kit	X	G.Box BE 1/3	25	22	55,3	84	46					2
	7/85-4/87			15-1206	90	Joint Kit	X		25	23	55,3	88	46					2
	84-		L	17-0023		Driveshaft		G.Box BE 1/3	25		24	84	76		80	70	615	5
	84-		R	17-0024		Driveshaft		G.Box BE 1/3	25		24	84	76		80	350	870	6
1.8TD TRD (66 kW)	86-			15-1177		Joint Kit	X		25	23	55,3	90	46					2
	86-			15-1206	90	Joint Kit	X		25	23	55,3	88	46					2
	84-		L	17-0078		Driveshaft		M/T, G.Box BE 1/3	25		24	90	81		80	70	610	5
	84-		R	17-0079		Driveshaft		M/T, G.Box BE 1/3	25		24	90	81		80	350	865	6
	84-		L	17-0136	29	Driveshaft		M/T, G.Box BE 1/3	25		24	90	81		80	70	610	5
	84-		R	17-0137	29	Driveshaft		M/T, G.Box BE 1/3	25		24	90	81		80	350	865	6
1.9 (70-75 kW)	9/82-2/93			15-1015		Joint Kit	X	G.Box BE 1/3	25	22	55,3	84	46					2
1.9 GTi, 16v (88-90-108-116 kW)	7/85-4/87			15-1177		Joint Kit	X		25	23	55,3	90	46					2

Per ordinare i GIUNTI senza KIT, sostituire il primo numero dopo il precodice con 0 mantenendo invariate le ultime 3 cifre. (Es:15-1001 c/KIT=15-0001 senza KIT / 16-1001 c/KIT =16-0001 senza KIT)
By request we supply outer and inner CVJ without KIT (Eg.:15-1001 with KIT=15-0001 without KIT / 16-1001 with KIT =16-0001 without KIT)

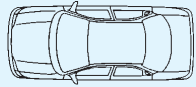


Legenda quote dimensionali vedi pagina I
 Legenda of dimensions see page I

		CHASSIS	L/R	METELLI ref.	ABS	DESCRIP-TION			INFO	A	B	C	D	E	F	H	I	L	Fig
CITROEN																			
BX (XB)																			
1.9 GTi, 16v (88-90-108-116 kW)																			
	7/85-4/87			15-1206	90	Joint Kit	X			25	23	55,3	88	46					2
	7/86-2/93		L	17-0078		Driveshaft			M/T, G.Box BE 1/3	25		24	90	81		80	70	610	5
	7/86-2/93		R	17-0079		Driveshaft			M/T, G.Box BE 1/3	25		24	90	81		80	350	865	6
	7/86-2/93		L	17-0136	29	Driveshaft			M/T, G.Box BE 1/3	25		24	90	81		80	70	610	5
	7/86-2/93		R	17-0137	29	Driveshaft			M/T, G.Box BE 1/3	25		24	90	81		80	350	865	6
1.9 Turbo (66 kW)																			
	7/85-4/87			15-1142		Joint Kit	X			25	34	55,3	90	46					2
	7/85-6/87			15-1139	90	Joint Kit	X			25	34	55,3	90	46					2
1.9D (47-51 kW)																			
	9/82-2/93			15-1015		Joint Kit	X		G.Box BE 1/3	25	22	55,3	84	46					2
	7/85-4/87			15-1206	90	Joint Kit	X			25	23	55,3	88	46					2
	84-		L	17-0023		Driveshaft			G.Box BE 1/3	25		24	84	76		80	70	615	5
	84-		R	17-0024		Driveshaft			G.Box BE 1/3	25		24	84	76		80	350	870	6
1.9TD (66 kW)																			
	7/85-4/87			15-1142		Joint Kit	X			25	34	55,3	90	46					2
	3/88-93			15-1177		Joint Kit	X			25	23	55,3	90	46					2
	7/85-6/87			15-1139	90	Joint Kit	X			25	34	55,3	90	46					2
	3/88-4/87			15-1206	90	Joint Kit	X			25	23	55,3	88	46					2
	3/88-2/93		L	17-0078		Driveshaft			M/T, G.Box BE 1/3	25		24	90	81		80	70	610	5
	3/88-2/93		R	17-0079		Driveshaft			M/T, G.Box BE 1/3	25		24	90	81		80	350	865	6
	3/88-2/93		L	17-0136	29	Driveshaft			M/T, G.Box BE 1/3	25		24	90	81		80	70	610	5
	3/88-2/93		R	17-0137	29	Driveshaft			M/T, G.Box BE 1/3	25		24	90	81		80	350	865	6
C3																			
1.1 i (44 kW)																			
	2/02-			15-1407		Joint Kit			G.Box MA	21	21	48,75	75,6	52					2
	2/02-		L	17-0415		Driveshaft			G.Box MA	21		21	79			86		641	5
	2/02-		R	17-0416		Driveshaft			G.Box MA	21		21	79			86		844	5
1.4 i (55 kW)																			
	2/02-			15-1407		Joint Kit			G.Box MA	21	21	48,75	75,6	52					2
	2/02-		L	17-0415		Driveshaft			G.Box MA	21		21	79			86		641	5
	2/02-		R	17-0416		Driveshaft			G.Box MA	21		21	79			86		844	5

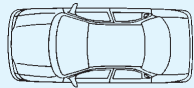
Per ordinare i GIUNTI senza KIT, sostituire il primo numero dopo il precodice con 0 mantenendo invariate le ultime 3 cifre. (Es:15-1001 c/KIT=15-0001 senza KIT / 16-1001 c/KIT =16-0001 senza KIT)
 By request we supply outer and inner CVJ without KIT (Eg.:15-1001 with KIT=15-0001 without KIT / 16-1001 with KIT =16-0001 without KIT)

Legenda quote dimensionali vedi pagina I
Legenda of dimensions see page I



		CHASSIS	L/R	METELLI ref.	ABS	DESCRIP- TION		INFO	A	B	C	D	E	F	H	I	L	Fig
CITROEN																		
C5																		
2.0 HDI (80 kW)	3/01-		L	17-0329		Driveshaft		G.Box ML5T			37		89			69	640	5
	3/01-		R	17-0330		Driveshaft		G.Box ML5T			37		89			347	942	6
Dyane																		
4 (13-17 kW)	8/67-7/75			17-0077		Driveshaft		M/T	22			83			76		440	2
6 (21-22-24 kW)	12/68-10/84			17-0077		Driveshaft		M/T	22			83			76		440	2
Evasion (22, 6U6)																		
1.8 (73 kW)	96-		L	17-0138		Driveshaft		G.Box BE 3/5	27		24	90	81		80	62	645	3
	96-		R	17-0139		Driveshaft		G.Box BE 3/5	27		24	90	81		80	350	930	4
	96-		L	17-0140	48	Driveshaft		G.Box BE 3/5	27		24	90	81		80	62	645	3
	96-		R	17-0141	48	Driveshaft		G.Box BE 3/5	27		24	90	81		80	350	930	4
1.9TD SX (66 kW)	94-5/99			15-1224	48	Joint Kit	X		27	39	59	100,45	49,5					2
	9/94-		L	17-0142		Driveshaft		G.Box ME5K	27		37	100	89		82	68	640	3
	9/94-		R	17-0143		Driveshaft		G.Box ME5K	27		37	100	89		82	370	940	4
	9/94-		L	17-0144	48	Driveshaft		G.Box ME5K	27		37	100	89		82	68	640	3
	9/94-		R	17-0145	48	Driveshaft		G.Box ME5K	27		37	100	89		82	370	940	4
2.0 SX (89 kW)	9/94-5/99			15-1222	48	Joint Kit	X		27	34	58,6	99	49					2
	94-		L	17-0138		Driveshaft		G.Box BE 3/5	27		24	90	81		80	62	645	3
	94-		R	17-0139		Driveshaft		G.Box BE 3/5	27		24	90	81		80	350	930	4
	94-		L	17-0140	48	Driveshaft		G.Box BE 3/5	27		24	90	81		80	62	645	3
	94-		R	17-0141	48	Driveshaft		G.Box BE 3/5	27		24	90	81		80	350	930	4
2.0 Turbo SX, VSX (108 kW)	94-5/99			15-1224	48	Joint Kit	X		27	39	59	100,45	49,5					2
	9/94-		L	17-0142		Driveshaft		G.Box ME5K	27		37	100	89		82	68	640	3
	9/94-		R	17-0143		Driveshaft		G.Box ME5K	27		37	100	89		82	370	940	4

Per ordinare i GIUNTI senza KIT, sostituire il primo numero dopo il precodice con 0 mantenendo invariate le ultime 3 cifre. (Es.:15-1001 c/KIT=15-0001 senza KIT / 16-1001 c/KIT =16-0001 senza KIT)
By request we supply outer and inner CVJ without KIT (Eg.:15-1001 with KIT=15-0001 without KIT / 16-1001 with KIT =16-0001 without KIT)

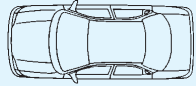


Legenda quote dimensionali vedi pagina I
 Legenda of dimensions see page I

		CHASSIS	L/R	METELLI ref.	ABS	DESCRIP-TION			INFO	A	B	C	D	E	F	H	I	L	Fig
CITROEN																			
Evasion (22, 6U6)																			
2.0 Turbo SX, VSX (108 kW)																			
	9/94-		L	17-0144	48	Driveshaft			G.Box ME5K	27		37	100	89		82	68	640	3
	9/94-		R	17-0145	48	Driveshaft			G.Box ME5K	27		37	100	89		82	370	940	4
2.1TD SX, VSX (80 kW)																			
	94-5/99			15-1224	48	Joint Kit	X			27	39	59	100,45	49,5					2
	9/94-		L	17-0142		Driveshaft			G.Box ME5K	27		37	100	89		82	68	640	3
	9/94-		R	17-0143		Driveshaft			G.Box ME5K	27		37	100	89		82	370	940	4
	9/94-		L	17-0144	48	Driveshaft			G.Box ME5K	27		37	100	89		82	68	640	3
	9/94-		R	17-0145	48	Driveshaft			G.Box ME5K	27		37	100	89		82	370	940	4
LN - LNA																			
602 - 652 (21-25 kW)																			
	7/76-			17-0008		Driveshaft				21			84			90		420	2
Olcit																			
1.1 (42 kW)																			
	10/81-			17-0178		Driveshaft				24			54	120		80		560	8
Saxo																			
1.0 X (33 kW)																			
	10/96-		L	17-0080		Driveshaft			G.Box MA	21		22	76	65		76	65	615	3
	10/96-		R	17-0081		Driveshaft			G.Box MA	21		22	76	65		76	93	800	3
1.1 X, XS (40-44 kW)																			
	10/96-		L	17-0080		Driveshaft			G.Box MA, 3 Hole/Fori	21		22	76	65		76	65	615	3
	10/96-		R	17-0081		Driveshaft			G.Box MA, 3 Hole/Fori	21		22	76	65		76	93	800	3
	96-		L	17-0130	48	Driveshaft			G.Box MA, 4 Hole/Fori	21		22	76	72		76	65	615	3
	96-		R	17-0131	48	Driveshaft			G.Box MA, 4 Hole/Fori	21		22	76	72		76	93	800	3
1.4 (55 kW)																			
	96-		L	17-0130	48	Driveshaft			G.Box MA	21		22	76	72		76	65	615	3
	96-		R	17-0131	48	Driveshaft			G.Box MA	21		22	76	72		76	93	800	3
1.5D (40-42 kW)																			
	96-		L	17-0014		Driveshaft			G.Box MA	21		22	76	72		76	65	615	3
	96-		R	17-0015		Driveshaft			G.Box MA	21		22	76	72		76	93	800	3
	96-		L	17-0130	48	Driveshaft			G.Box MA	21		22	76	72		76	65	615	3

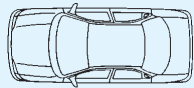
Per ordinare i GIUNTI senza KIT, sostituire il primo numero dopo il precodice con 0 mantenendo invariate le ultime 3 cifre. (Es:15-1001 c/KIT=15-0001 senza KIT / 16-1001 c/KIT =16-0001 senza KIT)
 By request we supply outer and inner CVJ without KIT (Eg.:15-1001 with KIT=15-0001 without KIT / 16-1001 with KIT =16-0001 without KIT)

Legenda quote dimensionali vedi pagina I
Legenda of dimensions see page I



		CHASSIS	L/R	METELLI ref.	ABS	DESCRIP-TION		INFO	A	B	C	D	E	F	H	I	L	Fig
CITROEN																		
Saxo																		
1.5D (40-42 kW)	96-		R	17-0131	48	Driveshaft		G.Box MA	21		22	76	72		76	93	800	3
1.6, 16v, VTL, VTS, VTR (65-87 kW)	96-		L	17-0103		Driveshaft		G.Box MA	21		22	86	72		76	58	640	3
	96-		R	17-0104		Driveshaft		G.Box MA	21		22	86	72		76	253	830	4
	96-		L	17-0146	48	Driveshaft		G.Box MA	21		22	86	72		76	58	640	3
	96-		R	17-0147	48	Driveshaft		G.Box MA	21		22	86	72		76	253	830	4
Visa																		
1.6 GTi (76 kW)	1/85-6/86			15-1063		Joint Kit	X	M/T	21	22	56	84	51					2
	84-89		L	17-0006		Driveshaft		G.Box BE 1/3	21		24	86	72		76	70	580	5
	84-89		R	17-0007		Driveshaft		G.Box BE 1/3	21		24	86	72		76	350	835	6
1.6 GTi (83 kW)	84-89		L	17-0006		Driveshaft		G.Box BE 1/3	21		24	86	72		76	70	580	5
	84-89		R	17-0007		Driveshaft		G.Box BE 1/3	21		24	86	72		76	350	835	6
1.7D, RD (44 kW)	4/84-1/89			15-1063		Joint Kit	X	M/T	21	22	56	84	51					2
	84-89		L	17-0006		Driveshaft		G.Box BE 1/3	21		24	86	72		76	70	580	5
	84-89		R	17-0007		Driveshaft		G.Box BE 1/3	21		24	86	72		76	350	835	6
Visa 3/4 CV																		
Special Club	6/78-			17-0009		Driveshaft			21			76	115		90		590	1
Xantia (X1), Break																		
1.6 (65 kW)	3/93-1/98			15-1177		Joint Kit	X		25	23	55,3	90	46					2
	3/93-1/98	-6443		15-1208	48	Joint Kit	X		25	23	55,3	88	46					2
	93-95		L	17-0148		Driveshaft		G.Box BE 3	25		24	90	81		80	70	635	5
	93-95		R	17-0149		Driveshaft		G.Box BE 3	25		24	90	81		80	350	890	6
	93-95		L	17-0150	48	Driveshaft		G.Box BE 3	25		24	90	81		80	70	635	5
	93-95		R	17-0151	48	Driveshaft		G.Box BE 3	25		24	90	81		80	350	890	6

Per ordinare i GIUNTI senza KIT, sostituire il primo numero dopo il precodice con 0 mantenendo invariate le ultime 3 cifre. (Es:15-1001 c/KIT=15-0001 senza KIT / 16-1001 c/KIT =16-0001 senza KIT)
By request we supply outer and inner CVJ without KIT (Eg.:15-1001 with KIT=15-0001 without KIT / 16-1001 with KIT =16-0001 without KIT)

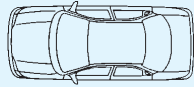


Legenda quote dimensionali vedi pagina I
 Legenda of dimensions see page I

		CHASSIS	L/R	METELLI ref.	ABS	DESCRIP- TION	INFO	A	B	C	D	E	F	H	I	L	Fig
CITROEN Xantia (X1), Break 1.8, 16v (66 kW)				15-1208	48	Joint Kit	X	25	23	55,3	88	46					2
	4/97-98			15-1208	48	Joint Kit	X	25	23	55,3	88	46					2
	93-98	L		17-0148		Driveshaft		G.Box BE 3	25		24	90	81	80	70	635	5
	93-98	R		17-0149		Driveshaft		G.Box BE 3	25		24	90	81	80	350	890	6
	93-95	L		17-0150	48	Driveshaft		G.Box BE 3	25		24	90	81	80	70	635	5
	93-95	R		17-0151	48	Driveshaft		G.Box BE 3	25		24	90	81	80	350	890	6
1.8, 16v (74-81 kW)	3/93-1/98			15-1177		Joint Kit	X	25	23	55,3	90	46					2
	3/93-1/98			15-1176	48	Joint Kit	X	25	34	55,3	99	46					2
	93-98	L		17-0148		Driveshaft		G.Box BE 3	25		24	90	81	80	70	635	5
	93-98	R		17-0149		Driveshaft		G.Box BE 3	25		24	90	81	80	350	890	6
	93-95	L		17-0150	48	Driveshaft		G.Box BE 3	25		24	90	81	80	70	635	5
	93-95	R		17-0151	48	Driveshaft		G.Box BE 3	25		24	90	81	80	350	890	6
1.9D (50-51-55 kW)	6/94-1/98			15-1177		Joint Kit	X	25	23	55,3	90	46					2
	93-95	L		17-0148		Driveshaft		G.Box BE 3	25		24	90	81	80	70	635	5
	93-95	R		17-0149		Driveshaft		G.Box BE 3	25		24	90	81	80	350	890	6
	93-95	L		17-0150	48	Driveshaft		G.Box BE 3	25		24	90	81	80	70	635	5
	93-95	R		17-0151	48	Driveshaft		G.Box BE 3	25		24	90	81	80	350	890	6
1.9TD (66 kW)	10/94-1/98			15-1177		Joint Kit	X	25	23	55,3	90	46					2
	93-95	L		17-0152		Driveshaft		G.Box BE 3, Eng. XUD9TE	25		24	90	76	80	62	620	5
	93-95	R		17-0153		Driveshaft		G.Box BE 3, Eng. XUD9TE	25		24	90	76	80	350	890	6
	93-95	L		17-0154	48	Driveshaft		G.Box BE 3, Eng. XUD9TE	25		24	90	76	80	62	620	5
	93-95	R		17-0155	48	Driveshaft		G.Box BE 3, Eng. XUD9TE	25		24	90	76	80	350	890	6
2.0 Turbo (108 kW)	3/93-1/98			15-1177		Joint Kit	X	25	23	55,3	90	46					2
	3/93-1/98			15-1176	48	Joint Kit	X	25	34	55,3	99	46					2
	6/95-1/98			15-1281	48	Joint Kit	X	25	39	59	100	46					2
2.0i, 16v (89 kW)	3/93-1/98			15-1177		Joint Kit	X	25	23	55,3	90	46					2
	3/93-1/98			15-1176	48	Joint Kit	X	25	34	55,3	99	46					2

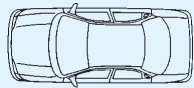
Per ordinare i GIUNTI senza KIT, sostituire il primo numero dopo il precodice con 0 mantenendo invariate le ultime 3 cifre. (Es:15-1001 c/KIT=15-0001 senza KIT / 16-1001 c/KIT =16-0001 senza KIT)
 By request we supply outer and inner CVJ without KIT (Eg.:15-1001 with KIT=15-0001 without KIT / 16-1001 with KIT =16-0001 without KIT)

Legenda quote dimensionali vedi pagina I
Legenda of dimensions see page I



		CHASSIS	L/R	METELLI ref.	ABS	DESCRIP- TION		INFO	A	B	C	D	E	F	H	I	L	Fig
CITROEN Xantia (X1), Break 2.0i, 16v (89 kW)	93-95		L	17-0148		Driveshaft		G.Box BE 3, Eng. XU10J2C	25		24	90	81		80	70	635	5
	93-95		R	17-0149		Driveshaft		G.Box BE 3, Eng. XU10J2C	25		24	90	81		80	350	890	6
	93-95		L	17-0150	48	Driveshaft		G.Box BE 3, Eng. XU10J2C	25		24	90	81		80	70	635	5
	93-95		R	17-0151	48	Driveshaft		G.Box BE 3, Eng. XU10J2C	25		24	90	81		80	350	890	6
2.0i, 16v (97 kW)	3/93-1/98			15-1177		Joint Kit	X		25	23	55,3	90	46					2
	3/93-1/98			15-1176	48	Joint Kit	X		25	34	55,3	99	46					2
	93-95		L	17-0152		Driveshaft		G.Box BE 3, Eng. XU10J4/R	25		24	90	76		80	62	620	5
	93-95		R	17-0153		Driveshaft		G.Box BE 3, Eng. XU10J4/R	25		24	90	76		80	350	890	6
	93-95		L	17-0154	48	Driveshaft		G.Box BE 3, Eng. XU10J4/R	25		24	90	76		80	62	620	5
	93-95		R	17-0155	48	Driveshaft		G.Box BE 3, Eng. XU10J4/R	25		24	90	76		80	350	890	6
2.1TD 12v (80 kW)	6/95-1/98			15-1281	48	Joint Kit	X		25	39	59	100	46					2
XM (Y3), Break 2.0 i (79-84-89 kW)	89-94			15-1263	29	Joint Kit	X		28	23	57,5	99,8	53					2
	5/89-4/94			15-1179	48	Joint Kit	X	G.Box BE 3	28	23	58,5	90	53					2
	5/89-6/94		L	17-0175		Driveshaft		G.Box BE 3	28		24	90	76		89	62	660	3
	5/89-6/94		R	17-0174		Driveshaft		G.Box BE 3	28		24	90	76		89	355	945	4
2.0 Turbo (104 kW)	9/92-6/94		L	17-0177	29	Driveshaft		G.Box ME, ABS: Bosch	28		37	100	100		89	68	660	3
	9/92-6/94		R	17-0176	29	Driveshaft		G.Box ME, ABS: Bosch	28		37	100	100		89	365	945	4
2.1D 12v (60 kW)	89-94			15-1263	29	Joint Kit	X		28	23	57,5	99,8	53					2
	5/89-4/94			15-1179	48	Joint Kit	X	G.Box BE 3	28	23	58,5	90	53					2
	89-94		L	17-0175		Driveshaft		G.Box BE 3	28		24	90	76		89	62	660	3
	89-94		R	17-0174		Driveshaft		G.Box BE 3	28		24	90	76		89	355	945	4
2.1TD 12v (80 kW)	89-94			15-1264	29	Joint Kit	X		28	27	59	99,8	53					2
	5/89-4/94			15-1180	48	Joint Kit	X		28	27	59,1	100	53					2
	5/89-6/94		L	17-0177	29	Driveshaft		G.Box ME, ABS: Bosch	28		37	100	100		89	68	660	3

Per ordinare i GIUNTI senza KIT, sostituire il primo numero dopo il precodice con 0 mantenendo invariate le ultime 3 cifre. (Es:15-1001 c/KIT=15-0001 senza KIT / 16-1001 c/KIT =16-0001 senza KIT)
By request we supply outer and inner CVJ without KIT (Eg.:15-1001 with KIT=15-0001 without KIT / 16-1001 with KIT =16-0001 without KIT)

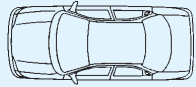


Legenda quote dimensionali vedi pagina I
 Legenda of dimensions see page I

		CHASSIS	L/R	METELLI ref.	ABS	DESCRIPTION			INFO	A	B	C	D	E	F	H	I	L	Fig
CITROEN																			
XM (Y3), Break																			
2.1TD 12v (80 kW)			R	17-0176	29	Driveshaft			G.Box ME, ABS: Bosch	28		37	100	100		89	365	945	4
3.0 V6 (123 kW)	89-94			15-1264	29	Joint Kit	X			28	27	59	99,8	53					2
	5/89-4/94			15-1180	48	Joint Kit	X		G.Box M5T	28	27	59,1	100	53					2
	5/89-6/94		L	17-0177	29	Driveshaft			G.Box ME, ABS: Bosch	28		37	100	100		89	68	660	3
	5/89-6/94		R	17-0176	29	Driveshaft			G.Box ME, ABS: Bosch	28		37	100	100		89	365	945	4
3.0 V6 24v (147 kW)	89-94			15-1264	29	Joint Kit	X			28	27	59	99,8	53					2
	5/89-4/94			15-1180	48	Joint Kit	X			28	27	59,1	100	53					2
	5/89-6/94		L	17-0177	29	Driveshaft			G.Box ME, ABS: Bosch	28		37	100	100		89	68	660	3
	5/89-6/94		R	17-0176	29	Driveshaft			G.Box ME, ABS: Bosch	28		37	100	100		89	365	945	4
Xsara (N2), Break																			
1.4 (55 kW)	97-		L	17-0156		Driveshaft			G.Box MA	21		22	86	72		76	65	600	3
	97-		R	17-0157		Driveshaft			G.Box MA	21		22	86	72		76	328	855	4
	97-		L	17-0217	29	Driveshaft			G.Box MA	25		22	84	72		80	65	595	3
	97-		R	17-0218	29	Driveshaft			G.Box MA	25		22	84	72		80	328	860	4
1.6 (65 kW)	97-		L	17-0217	29	Driveshaft			G.Box MA	25		22	84	72		80	65	595	3
	97-		R	17-0218	29	Driveshaft			G.Box MA	25		22	84	72		80	328	860	4
1.8i, 16v (66-81 kW)	7/97-			15-1302	29	Joint Kit	X		G.Box BE 3	25	34	59	90	46					2
	97-		L	17-0078		Driveshaft			G.Box BE 3	25		24	90	81		80	70	610	5
	97-		R	17-0079		Driveshaft			G.Box BE 3	25		24	90	81		80	350	865	6
1.9D (50-55 kW)	7/97-			15-1302	29	Joint Kit	X		G.Box BE 3	25	34	59	90	46					2
	97-		L	17-0078		Driveshaft			G.Box BE 3	25		24	90	81		80	70	610	5
	97-		R	17-0079		Driveshaft			G.Box BE 3	25		24	90	81		80	350	865	6
1.9TD (66 kW)	7/97-		15-1302	29	Joint Kit	X		G.Box BE 3	25	34	59	90	46					2	

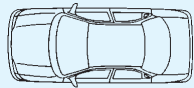
Per ordinare i GIUNTI senza KIT, sostituire il primo numero dopo il precodice con 0 mantenendo invariate le ultime 3 cifre. (Es:15-1001 c/KIT=15-0001 senza KIT / 16-1001 c/KIT =16-0001 senza KIT)
 By request we supply outer and inner CVJ without KIT (Eg.:15-1001 with KIT=15-0001 without KIT / 16-1001 with KIT =16-0001 without KIT)

Legenda quote dimensionali vedi pagina I
Legenda of dimensions see page I



		CHASSIS	L/R	METELLI ref.	ABS	DESCRIP- TION		INFO	A	B	C	D	E	F	H	I	L	Fig
CITROEN Xsara Picasso 1.8 16v (85 kW)	00-		L	17-0078		Driveshaft		G.Box BE 3	25		24	90	81		80	70	610	5
	00-		R	17-0079		Driveshaft		G.Box BE 3	25		24	90	81		80	350	865	6
	00-		L	17-0136	29	Driveshaft		G.Box BE 3	25		24	90	81		80	70	610	5
	00-		R	17-0137	29	Driveshaft		G.Box BE 3	25		24	90	81		80	350	865	6
ZX (N2), Break 1.1 (44 kW)	3/91-6/97			15-1015		Joint Kit	X	G.Box BE 1	25	22	55,3	84	46					2
	3/91-		L	17-0010		Driveshaft		G.Box MA, Eng. TU1/TU1M	21		22	86	72		76	65	600	3
	3/91-		R	17-0011		Driveshaft		G.Box MA, Eng. TU1/TU1M	21		22	86	72		76	328	855	4
1.4i (55 kW)	3/91-6/97			15-1015		Joint Kit	X	G.Box BE 1	25	22	55,3	84	46					2
	3/91-		L	17-0010		Driveshaft		G.Box MA	21		22	86	72		76	65	600	3
	3/91-		R	17-0011		Driveshaft		G.Box MA	21		22	86	72		76	328	855	4
1.6i (65 kW)	3/91-6/97			15-1015		Joint Kit	X	G.Box BE 1	25	22	55,3	84	46					2
	3/91-96			15-1208	48	Joint Kit	X		25	23	55,3	88	46					2
	3/91-		L	17-0023		Driveshaft		G.Box BE 3	25		24	84	76		80	70	615	5
	3/91-		R	17-0024		Driveshaft		G.Box BE 3	25		24	84	76		80	350	870	6
	3/91-		L	17-0136	29	Driveshaft		G.Box BE 3, (Exc. 1.1, 1.4)	25		24	90	81		80	70	610	5
	3/91-		R	17-0137	29	Driveshaft		G.Box BE 3, (Exc. 1.1, 1.4)	25		24	90	81		80	350	865	6
1.8 i (74 kW)	3/91-6/97			15-1015		Joint Kit	X	G.Box BE 1	25	22	55,3	84	46					2
	3/91-96			15-1175	29	Joint Kit	X		25	23	55,3	88	46					2
	3/91-		L	17-0023		Driveshaft		G.Box BE 3	25		24	84	76		80	70	615	5
	3/91-		R	17-0024		Driveshaft		G.Box BE 3	25		24	84	76		80	350	870	6
	3/91-		L	17-0136	29	Driveshaft		G.Box BE 3, (Exc. 1.1, 1.4)	25		24	90	81		80	70	610	5
	3/91-		R	17-0137	29	Driveshaft		G.Box BE 3, (Exc. 1.1, 1.4)	25		24	90	81		80	350	865	6
1.8D (44 kW)	3/91-		L	17-0023		Driveshaft		G.Box BE 3	25		24	84	76		80	70	615	5
	3/91-		R	17-0024		Driveshaft		G.Box BE 3	25		24	84	76		80	350	870	6

Per ordinare i GIUNTI senza KIT, sostituire il primo numero dopo il precodice con 0 mantenendo invariate le ultime 3 cifre. (Es:15-1001 c/KIT=15-0001 senza KIT / 16-1001 c/KIT =16-0001 senza KIT)
By request we supply outer and inner CVJ without KIT (Eg.:15-1001 with KIT=15-0001 without KIT / 16-1001 with KIT =16-0001 without KIT)

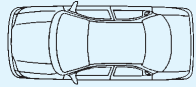


Legenda quote dimensionali vedi pagina I
 Legenda of dimensions see page I

		CHASSIS	L/R	METELLI ref.	ABS	DESCRIP-TION			INFO	A	B	C	D	E	F	H	I	L	Fig
CITROEN																			
ZX (N2), Break 1.8D (44 kW)																			
	3/91-		L	17-0136	29	Driveshaft			G.Box BE 3, (Exc. 1.1, 1.4)	25		24	90	81		80	70	610	5
	3/91-		R	17-0137	29	Driveshaft			G.Box BE 3, (Exc. 1.1, 1.4)	25		24	90	81		80	350	865	6
1.9 i (88 kW)	3/91-6/97			15-1177		Joint Kit	X			25	23	55,3	90	46					2
	3/91-6/97			15-1175	29	Joint Kit	X			25	23	55,3	88	46					2
	3/91-		L	17-0023		Driveshaft			G.Box BE 3	25		24	84	76		80	70	615	5
	3/91-		R	17-0024		Driveshaft			G.Box BE 3	25		24	84	76		80	350	870	6
	3/91-		L	17-0136	29	Driveshaft			G.Box BE 3, (Exc. 1.1, 1.4)	25		24	90	81		80	70	610	5
	3/91-		R	17-0137	29	Driveshaft			G.Box BE 3, (Exc. 1.1, 1.4)	25		24	90	81		80	350	865	6
1.9D (47-50 kW)	3/91-6/97			15-1175	29	Joint Kit	X			25	23	55,3	88	46					2
	3/91-		L	17-0023		Driveshaft			G.Box BE 3	25		24	84	76		80	70	615	5
	3/91-		R	17-0024		Driveshaft			G.Box BE 3	25		24	84	76		80	350	870	6
	3/91-		L	17-0136	29	Driveshaft			G.Box BE 3, (Exc. 1.1, 1.4)	25		24	90	81		80	70	610	5
	3/91-		R	17-0137	29	Driveshaft			G.Box BE 3, (Exc. 1.1, 1.4)	25		24	90	81		80	350	865	6
1.9TD (66 kW)	3/91-12/96			15-1177		Joint Kit	X			25	23	55,3	90	46					2
	3/91-12/96			15-1175	29	Joint Kit	X			25	23	55,3	88	46					2
	92-97		L	17-0078		Driveshaft			G.Box BE 3	25		24	90	81		80	70	610	5
	92-97		R	17-0079		Driveshaft			G.Box BE 3	25		24	90	81		80	350	865	6
	3/91-		L	17-0136	29	Driveshaft			G.Box BE 3, (Exc. 1.1, 1.4)	25		24	90	81		80	70	610	5
	3/91-		R	17-0137	29	Driveshaft			G.Box BE 3, (Exc. 1.1, 1.4)	25		24	90	81		80	350	865	6
2.0 (89 kW)	3/91-6/97			15-1177		Joint Kit	X			25	23	55,3	90	46					2
	3/91-6/97			15-1175	29	Joint Kit	X			25	23	55,3	88	46					2
	92-97		L	17-0078		Driveshaft			G.Box BE 3	25		24	90	81		80	70	610	5
	92-97		R	17-0079		Driveshaft			G.Box BE 3	25		24	90	81		80	350	865	6
	3/91-		L	17-0136	29	Driveshaft			G.Box BE 3	25		24	90	81		80	70	610	5
	3/91-		R	17-0137	29	Driveshaft			G.Box BE 3	25		24	90	81		80	350	865	6
2.0 16v (110-112-120 kW)	3/91-6/97			15-1175	29	Joint Kit	X			25	23	55,3	88	46					2

Per ordinare i GIUNTI senza KIT, sostituire il primo numero dopo il precodice con 0 mantenendo invariate le ultime 3 cifre. (Es.:15-1001 c/KIT=15-0001 senza KIT / 16-1001 c/KIT =16-0001 senza KIT)
 By request we supply outer and inner CVJ without KIT (Eg.:15-1001 with KIT=15-0001 without KIT / 16-1001 with KIT =16-0001 without KIT)

Legenda quote dimensionali vedi pagina I
Legenda of dimensions see page I



CHASSIS

L/R

METELLI
ref.

ABS

DESCRIP-
TION

INFO

A

B

C

D

E

F

H

I

L

Fig

CITROEN**ZX (N2), Break**

2.0 16v (110-112-120 kW)

92-97		L	17-0078		Driveshaft		G.Box BE 3	25		24	90	81		80	70	610	5
92-97		R	17-0079		Driveshaft		G.Box BE 3	25		24	90	81		80	350	865	6
3/91-		L	17-0136	29	Driveshaft		G.Box BE 3	25		24	90	81		80	70	610	5
3/91-		R	17-0137	29	Driveshaft		G.Box BE 3	25		24	90	81		80	350	865	6

CITROEN V. COMMERCIALI/ LCV**C15 (VD)**

1.0 E (33 kW)

7/87-12/96			15-1063		Joint Kit	X	M/T	21	22	56	84	51					2
8/87-	4196-	L	17-0019		Driveshaft		G.Box MA	21		22	86	72		76	65	580	3
8/87-	4196-	R	17-0020		Driveshaft		G.Box MA	21		22	86	72		76	328	835	4

1.1 E (35 kW)

7/87-12/96			15-1063		Joint Kit	X	M/T	21	22	56	84	51					2
84-		L	17-0006		Driveshaft		G.Box BE 1	21		24	86	72		76	70	580	5
84-		R	17-0007		Driveshaft		G.Box BE 1	21		24	86	72		76	350	835	6

1.1 E (44 kW)

7/87-12/96			15-1063		Joint Kit	X	M/T	21	22	56	84	51					2
8/87-	4196-	L	17-0019		Driveshaft		G.Box MA	21		22	86	72		76	65	580	3
8/87-	4196-	R	17-0020		Driveshaft		G.Box MA	21		22	86	72		76	328	835	4

1.3 E (47-48 kW)

7/87-12/96			15-1063		Joint Kit	X	M/T	21	22	56	84	51					2
84-		L	17-0006		Driveshaft		G.Box BE 1, Eng. Talbot	21		24	86	72		76	70	580	5
84-		R	17-0007		Driveshaft		G.Box BE 1, Eng. Talbot	21		24	86	72		76	350	835	6

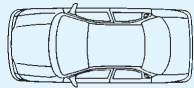
1.4 E (44-49-55 kW)

7/87-12/96			15-1063		Joint Kit	X	M/T	21	22	56	84	51					2
8/87-	4196-	L	17-0019		Driveshaft		G.Box MA	21		22	86	72		76	65	580	3
8/87-	4196-	R	17-0020		Driveshaft		G.Box MA	21		22	86	72		76	328	835	4

1.8D (44 kW)

10/84-89	-6749		15-1063		Joint Kit	X	M/T	21	22	56	84	51					2
89-12/97	6750-		15-1286		Joint Kit	X	M/T	21	31	56	84	52					2
84-		L	17-0006		Driveshaft		G.Box BE 1	21		24	86	72		76	70	580	5

Per ordinare i GIUNTI senza KIT, sostituire il primo numero dopo il precodice con 0 mantenendo invariate le ultime 3 cifre. (Es.:15-1001 c/KIT=15-0001 senza KIT / 16-1001 c/KIT =16-0001 senza KIT)
By request we supply outer and inner CVJ without KIT (Eg.:15-1001 with KIT=15-0001 without KIT / 16-1001 with KIT =16-0001 without KIT)

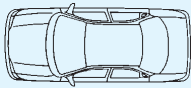





Legenda quote dimensionali vedi pagina I
 Legenda of dimensions see page I

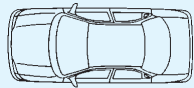
		CHASSIS	L/R	METELLI ref.	ABS	DESCRIPTION			INFO	A	B	C	D	E	F	H	I	L	Fig
CITROEN V. COMMERCIALI/ LCV																			
C15 (VD) 1.8D (44 kW)	84-		R	17-0007		Driveshaft			G.Box BE 1	21		24	86	72		76	350	835	6
C25 1.9D (51 kW)	-87 / 87-		L	17-0082		Driveshaft			Eng. XUD9A	28		25	98	106		114	72	700	5
	-87 / 87-		R	17-0083		Driveshaft			Eng. XUD9A	28		25	98	106		114	72	1070	5
All models	7/87-94			15-1020		Joint Kit	X			28	27	62,9	100	60					2
	-87 / 87-		L	17-0082		Driveshaft			(Exc. 1.9D Eng. XUD9A)	28		25	98	106		114	72	700	5
	-87 / 87-		R	17-0129		Driveshaft			(Exc. 1.9D Eng. XUD9A)	28		25	98	106		114	388	1070	6
Jumper (230) 10, 14 Q	1/94-02			15-1120	54	Joint Kit	X			28	39	62,9	100,4	60					2
	1/94-02		L	17-0084		Driveshaft			G.Box ME5T, (Exc. 2.5TD)	28			98	89		114		765	3
	1/94-02		L	17-0086		Driveshaft			G.Box MG5T, 2.5TD	28		41	98	89		114	70	750	3
	1/94-02		R	17-0085		Driveshaft			G.Box ME5T, (Exc. 2.5TD)	28		37	98	89		114	370	1065	6
	1/94-02		R	17-0087		Driveshaft			G.Box MG5T, 2.5TD	28		41	98	89		114	392	1090	6
18 Q	1/94-02	-5235557		15-1132	54	Joint Kit	X			35	45	70	115,3	63					2
	1/94-02	5235558-		15-1236	54	Joint Kit	X			35	45	70	122	63					2
	1/94-02		L	17-0158		Driveshaft			G.Box MG5T	35		41	115	104		117	70	800	3
	1/94-02		R	17-0159		Driveshaft			G.Box MG5T	35		41	115	104		117	392	1120	6
	1/94-02		L	17-0160	54	Driveshaft			G.Box MG5T	35		41	115	104		117	70	800	3
	1/94-02		R	17-0161	54	Driveshaft			G.Box MG5T	35		41	115	104		117	392	1120	6
Jumpy 1.6 (58 kW)	96-			15-1222	48	Joint Kit	X			27	34	58,6	99	49					2
	10/95-		L	17-0138		Driveshaft			G.Box BE 3	27		24	90	81		80	62	645	3
	10/95-		R	17-0139		Driveshaft			G.Box BE 3	27		24	90	81		80	350	930	4

Per ordinare i GIUNTI senza KIT, sostituire il primo numero dopo il precodice con 0 mantenendo invariate le ultime 3 cifre. (Es:15-1001 c/KIT=15-0001 senza KIT / 16-1001 c/KIT =16-0001 senza KIT)
 By request we supply outer and inner CVJ without KIT (Eg.:15-1001 with KIT=15-0001 without KIT / 16-1001 with KIT =16-0001 without KIT)

Legenda quote dimensionali vedi pagina I
Legenda of dimensions see page I

											Legenda quote dimensionali vedi pagina I Legenda of dimensions see page I								
		CHASSIS	L/R	METELLI ref.	ABS	DESCRIP- TION			INFO	A	B	C	D	E	F	H	I	L	Fig
CITROEN V. COMMERCIALI/ LCV																			
Jumpy 1.6 (58 kW)	10/95-		L	17-0140	48	Driveshaft			G.Box BE 3	27		24	90	81		80	62	645	3
	10/95-		R	17-0141	48	Driveshaft			G.Box BE 3	27		24	90	81		80	350	930	4
1.9D (51 kW)	96-			15-1222	48	Joint Kit	X			27	34	58,6	99	49					2
	10/95-		L	17-0138		Driveshaft			G.Box BE 3	27		24	90	81		80	62	645	3
	10/95-		R	17-0139		Driveshaft			G.Box BE 3	27		24	90	81		80	350	930	4
	10/95-		L	17-0140	48	Driveshaft			G.Box BE 3	27		24	90	81		80	62	645	3
	10/95-		R	17-0141	48	Driveshaft			G.Box BE 3	27		24	90	81		80	350	930	4
1.9TD (66-68 kW)	96-			15-1224	48	Joint Kit	X			27	39	59	100,45	49,5					2
	9/94-		L	17-0142		Driveshaft			G.Box ME5K	27		37	100	89		82	68	640	3
	9/94-		R	17-0143		Driveshaft			G.Box ME5K	27		37	100	89		82	370	940	4
	9/94-		L	17-0144	48	Driveshaft			G.Box ME5K	27		37	100	89		82	68	640	3
	9/94-		R	17-0145	48	Driveshaft			G.Box ME5K	27		37	100	89		82	370	940	4
DACIA																			
1300 - 1310 All models	-85			17-0106		Driveshaft				20	23		86	100		107	28	660	8
	85-			17-0112		Driveshaft				20	23		86	100		107	28	650	8
DAEWOO																			
Cielo 1.5i (55 kW)	9/95-			15-1234		Joint Kit	X			22	29	52	84	58					3
	1.5i 16v (66 kW)	9/95-		15-1234		Joint Kit	X			22	29	52	84	58					3

Per ordinare i GIUNTI senza KIT, sostituire il primo numero dopo il precodice con 0 mantenendo invariate le ultime 3 cifre. (Es.:15-1001 c/KIT=15-0001 senza KIT / 16-1001 c/KIT =16-0001 senza KIT)
By request we supply outer and inner CVJ without KIT (Eg.:15-1001 with KIT=15-0001 without KIT / 16-1001 with KIT =16-0001 without KIT)

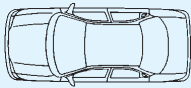





Legenda quote dimensionali vedi pagina I
 Legenda of dimensions see page I

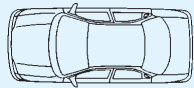
		CHASSIS	L/R	METELLI ref.	ABS	DESCRIP- TION			INFO	Legenda quote dimensionali vedi pagina I Legenda of dimensions see page I																				
										A	B	C	D	E	F	H	I	L	Fig											
DAEWOO																														
Espero 1.8 (66-70 kW)																														
				15-1311		Joint Kit	X		M/T, (Exc. JL9)	33	29	52	84	60						3										
				15-1311		Joint Kit	X		A/T	33	29	52	84	60						3										
				15-1279	47	Joint Kit	X		M/T, Inc. JL9	33	29	52	85,75	59,5						3										
2.0 (77 kW)																														
				15-1311		Joint Kit	X		A/T	33	29	52	84	60						3										
				15-1311		Joint Kit	X		M/T, (Exc. JL9)	33	29	52	84	60						3										
				15-1279	47	Joint Kit	X		M/T, Inc. JL9	33	29	52	85,75	59,5						3										
Lanos 1.3 (55 kW)																														
				15-1402		Joint Kit				22	29	52	86	58,5						3										
				15-1401	47	Joint Kit				22	29	52	85,7	58,5						3										
1.6 16v (78 kW)																														
				15-1311		Joint Kit	X			33	29	52	84	60						3										
				15-1395	47	Joint Kit	X			33	29	52	84	60,5						3										
Leganza 2.0 16v (98 kW)																														
				15-1395	47	Joint Kit	X		M/T	33	29	52	84	60,5						3										
LeMans 1.5																														
				15-1234		Joint Kit	X			22	29	52	84	58						3										
				15-1234		Joint Kit	X			22	29	52	84	58						3										
				15-1234		Joint Kit	X			22	29	52	84	58						3										
Matiz 0.8 (38 kW)																														
				15-1280	40	Joint Kit	X			23	19	46	76	67						3										
Nexia 1.5i, 16v (55 kW)																														
				15-1234		Joint Kit	X			22	29	52	84	58						3										

Per ordinare i GIUNTI senza KIT, sostituire il primo numero dopo il precodice con 0 mantenendo invariate le ultime 3 cifre. (Es:15-1001 c/KIT=15-0001 senza KIT / 16-1001 c/KIT =16-0001 senza KIT)
 By request we supply outer and inner CVJ without KIT (Eg.:15-1001 with KIT=15-0001 without KIT / 16-1001 with KIT =16-0001 without KIT)

Legenda quote dimensionali vedi pagina I
Legenda of dimensions see page I

											Legenda quote dimensionali vedi pagina I Legenda of dimensions see page I								
		CHASSIS	L/R	METELLI ref.	ABS	DESCRIP- TION			INFO	A	B	C	D	E	F	H	I	L	Fig
DAEWOO																			
Nubira																			
1.6 16v (78 kW)	2/97-			15-1311		Joint Kit	X			33	29	52	84	60					3
2.0 16v (98 kW)	7/97-			15-1311		Joint Kit	X			33	29	52	84	60					3
Racer																			
1.6	1/89-12/93			15-1234		Joint Kit	X			22	29	52	84	58					3
1.8 (66-70 kW)	3/95-7/95			15-1311		Joint Kit	X	A/T		33	29	52	84	60					3
	5/92-3/95			15-1311		Joint Kit	X	M/T, (Exc. JL9)		33	29	52	84	60					3
	5/92-3/95			15-1279	47	Joint Kit	X	M/T, Inc. JL9		33	29	52	85,75	59,5					3
2.0	1/89-12/93			15-1234		Joint Kit	X			22	29	52	84	58					3
2.0 CD, GL, GLX (77 kW)	5/92-3/95			15-1311		Joint Kit	X	M/T, (Exc. JL9)		33	29	52	84	60					3
	3/95-7/95			15-1311		Joint Kit	X	A/T		33	29	52	84	60					3
	5/92-3/95			15-1279	47	Joint Kit	X	M/T, Inc. JL9		33	29	52	85,75	59,5					3
Tico PM																			
All models	90-95			15-1115		Joint Kit	X			23	19	44	71,5	66					3
DAIHATSU																			
Applause I																			
1.6i 16v (66-77 kW)	1/89-7/97			15-1159		Joint Kit	X	A/T+M/T, Mod. A101 Eng. HD-E		24	22	54	79	56					1
1.6i 16v 4WD (77 kW)	1/89-7/97			15-1159		Joint Kit	X	A/T+M/T, FWD, Mod. A111 Eng. HD-E		24	22	54	79	56					1
Charade II																			
1.0 (38 kW)	10/83-3/87			15-1160		Joint Kit	X	A/T+M/T, Mod. G11 Eng. CB 20		24	19	40	71	89					1
1.0 Turbo (50 kW)	10/83-3/87			15-1160		Joint Kit	X	A/T+M/T, Mod. G11 Eng. CB 60		24	19	40	71	89					1
1.0D (27 kW)	10/83-3/87			15-1160		Joint Kit	X	A/T+M/T, Mod. G30 Eng. CL 10		24	19	40	71	89					1

Per ordinare i GIUNTI senza KIT, sostituire il primo numero dopo il precodice con 0 mantenendo invariate le ultime 3 cifre. (Es:15-1001 c/KIT=15-0001 senza KIT / 16-1001 c/KIT =16-0001 senza KIT)
By request we supply outer and inner CVJ without KIT (Eg.:15-1001 with KIT=15-0001 without KIT / 16-1001 with KIT =16-0001 without KIT)

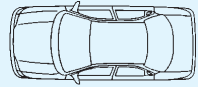


Legenda quote dimensionali vedi pagina I
Legenda of dimensions see page I

		CHASSIS	L/R	METELLI ref.	ABS	DESCRIP-TION			INFO	A	B	C	D	E	F	H	I	L	Fig
DAIHATSU																			
Charade II																			
1.0TD (34 kW)	2/85-3/87			15-1160		Joint Kit	X		A/T+M/T, Australia, Mod. G30 Eng. CL 60	24	19	40	71	89					1
Charade III																			
1.0 (38 kW)	3/87-3/89			15-1097		Joint Kit	X		A/T+M/T, Mod. G100 Eng. CB 23	24	19	46	71	52,5					1
	4/89-1/90			15-1295		Joint Kit	X		A/T+M/T, Mod. G100 Eng. CB 23	24	19	54	71	57					1
1.0 GTi (74 kW)	3/87-12/92			15-1097		Joint Kit	X		Mod. G100 Eng. CB 80	24	19	46	71	52,5					1
1.0 Turbo (50 kW)	3/87-10/90			15-1097		Joint Kit	X		A/T+M/T, Mod. G100 Eng. CB 61	24	19	46	71	52,5					1
1.0D (27 kW)	3/87-3/89			15-1097		Joint Kit	X		A/T+M/T, Mod. G101 Eng. CL 11	24	19	46	71	52,5					1
1.0TD (35 kW)	3/87-3/89			15-1097		Joint Kit	X		A/T+M/T, Mod. G101 Eng. CL	24	19	46	71	52,5					1
1.3i (66 kW)	6/88-5/90			15-1097		Joint Kit	X		A/T+M/T, Mod. G102 Eng. HC-E	24	19	46	71	52,5					1
	6/90-92		L	15-1294		Joint Kit	X		A/T+M/T, Mod. G102 Eng. HCE	24	21	54	75	57					1
	6/90-92		R	15-1295		Joint Kit	X		A/T+M/T, Mod. G102 Eng. HCE	24	19	54	71	57					1
1.3i 4WD (66 kW)	6/88-10/90			15-1097		Joint Kit	X		A/T+M/T, FWD, Mod. G102 Eng. HC-E	24	19	46	71	52,5					1
75 LAC M/T 5Sp.	88-92			15-1097		Joint Kit	X		Usa	24	19	46	71	52,5					1
79 LAC	88-92		L	15-1294		Joint Kit	X		Usa	24	21	54	75	57					1
	88-92		R	15-1295		Joint Kit	X		Usa	24	19	54	71	57					1
Cuore II																			
0.7, Turbo	86-90			15-1333		Joint Kit	X		Mod. L70S, V Eng. EB550	24	19	44	71,5	88					1
Cuore III																			
0.8	90-94			15-1340		Joint Kit	X		Mod. L201 Eng. ED10K	24	20	44	71,3	90					2
	90-			15-1359		Joint Kit	X		Mod. L80V Handy Van, L200	24	20	44	72,3	89					1
660	90-			15-1340		Joint Kit	X		A/T+M/T, Mod. L200V, S Eng. EFCL	24	20	44	71,3	90					2
Kancil																			
All models	1/90-			15-1340		Joint Kit	X			24	20	44	71,3	90					2

Per ordinare i GIUNTI senza KIT, sostituire il primo numero dopo il precodice con 0 mantenendo invariate le ultime 3 cifre. (Es:15-1001 c/KIT=15-0001 senza KIT / 16-1001 c/KIT =16-0001 senza KIT)
By request we supply outer and inner CVJ without KIT (Eg.:15-1001 with KIT=15-0001 without KIT / 16-1001 with KIT =16-0001 without KIT)

Legenda quote dimensionali vedi pagina I
Legenda of dimensions see page I



CHASSIS

L/R

METELLI
ref.

ABS

DESCRIP-
TION

INFO

A

B

C

D

E

F

H

I

L

Fig

DAIHATSU**Mira**

0.7, Turbo

86-90

15-1333

Joint Kit

X

Mod. L70S, V Eng. EB550

24

19

44

71,5

88

1

0.8

90-

15-1359

Joint Kit

X

Mod. L80V Handy Van, L200

24

20

44

72,3

89

1

660

90-

15-1340

Joint Kit

X

A/T+M/T, Mod. L200V, S Eng. EFCL

24

20

44

71,3

90

2

EAGLE**Summit**

1.5

88-92

15-1026

Joint Kit

X

Mod. 82AC (Exc. Wagon 91-92)

25

22

50

82

63

1

93-95

15-1161

Joint Kit

X

Mod. 82AC (Exc. Wagon)

25

22

54

79

61

1

1.6

89-90

15-1048

Joint Kit

X

Mod. 87LAC

25

23

50

78,7

64

1

Talon

1.8 FWD

93-94

15-1147

Joint Kit

X

Design NSK

25

23

54

83

62

1

2.0 FWD

93-96

15-1148

Joint Kit

X

25

23

54

86,9

64,5

1

4WD

92-94

15-1147

Joint Kit

X

FWD

25

23

54

83

62

1

FWD

90-92

15-1148

Joint Kit

X

25

23

54

86,9

64,5

1

FIAT**127**

1.0, Sport, Berl.,Panor. (37-51 kW)

6/78-2/80

15-1001

Joint Kit

X

20

20

43,1

80

55

3

3/80-87

15-1019

Joint Kit

X

20

20

43,1

80

55

3

1.3 Sport (55 kW)

11/81-87

15-1002

Joint Kit

X

22

20

48,1

80

55

3

1.3D (33 kW)

81-87

15-1019

Joint Kit

X

20

20

43,1

80

55

3

900, Special, Super (29-33 kW)

71-2/80

15-1001

Joint Kit

X

20

20

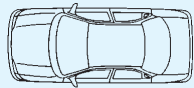
43,1

80

55

3

Per ordinare i GIUNTI senza KIT, sostituire il primo numero dopo il precodice con 0 mantenendo invariate le ultime 3 cifre. (Es.:15-1001 c/KIT=15-0001 senza KIT / 16-1001 c/KIT =16-0001 senza KIT)
By request we supply outer and inner CVJ without KIT (Eg.:15-1001 with KIT=15-0001 without KIT / 16-1001 with KIT =16-0001 without KIT)



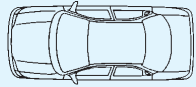
Legenda quote dimensionali vedi pagina I
 Legenda of dimensions see page I

		CHASSIS	L/R	METELLI ref.	ABS	DESCRIP-TION			INFO	A	B	C	D	E	F	H	I	L	Fig
FIAT																			
127 900, Special, Super (29-33 kW)	3/80-87			15-1019		Joint Kit	X			20	20	43,1	80	55					3
128 1.1, Coupé (64 kW)	3/69-2/80			15-1001		Joint Kit	X			20	20	43,1	80	55					3
1.1, Panorama (45-55 kW)	3/69-80	-2511997		15-1001		Joint Kit	X			20	20	43,1	80	55					3
	81-82	2511998-		15-1002		Joint Kit	X			22	20	48,1	80	55					3
1.3 3P (44 kW)	3/80-84			15-1019		Joint Kit	X			20	20	43,1	80	55					3
1.3, Panorama (60 kW)	3/69-80	-2511997		15-1001		Joint Kit	X			20	20	43,1	80	55					3
	81-82	2511998-		15-1002		Joint Kit	X			22	20	48,1	80	55					3
1.3, Coupé, Rally (66-75 kW)	3/69-2/80			15-1001		Joint Kit	X			20	20	43,1	80	55					3
147 1.05, 1.3	78-86			15-1001		Joint Kit	X	Brazil		20	20	43,1	80	55					3
Barchetta 1.8 16v (96 kW)	4/95-4/99			15-1109		Joint Kit	X	M/T		25	25	52	90	47					2
	5/99-	0043319-		15-1258		Joint Kit	X	M/T		25	25	51	90	47					3
	4/95-4/99			15-1110	44	Joint Kit	X	M/T		25	25	52	90	47					2
	4/95-			16-1020		Joint Kit		X M/T			25		100						
Brava 100 1.6 16v (76 kW)	4/99-			15-1306		Joint Kit	X	Inc. Brazil, Turkey		25	22	51	83	47					3
	4/99-			16-1020		Joint Kit		X Inc. Brazil, Turkey			25		100						
Brava - Bravo 1.2 16v (60 kW)	98-			15-1309		Joint Kit	X			22	20	51	80	40					3

Per ordinare i GIUNTI senza KIT, sostituire il primo numero dopo il precodice con 0 mantenendo invariate le ultime 3 cifre. (Es:15-1001 c/KIT=15-0001 senza KIT / 16-1001 c/KIT =16-0001 senza KIT)
 By request we supply outer and inner CVJ without KIT (Eg.:15-1001 with KIT=15-0001 without KIT / 16-1001 with KIT =16-0001 without KIT)

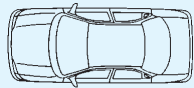
TRANSMISSIONI-DRIVESHAFTS-TRANSMISSIONS-ANTRIEBSWELLEN-TRANSMISSIONES

Legenda quote dimensionali vedi pagina I
Legenda of dimensions see page I



		CHASSIS	L/R	METELLI ref.	ABS	DESCRIP- TION		INFO	A	B	C	D	E	F	H	I	L	Fig
FIAT																		
Brava - Bravo																		
1.2 16v (60 kW)	98-			16-1020		Joint Kit	X			25		100						
1.4i 12v (55-59 kW)	9/95-			15-1105		Joint Kit	X	M/T	22	20	71,6	80	40					3
	9/95-			15-1226		Joint Kit	X	A/T	22	22	46	80	40					3
	9/95-			15-1106	44	Joint Kit	X	M/T	22	20	71,6	80	40					3
	9/95-			15-1227	44	Joint Kit	X	A/T	22	22	46	89	40					3
	6/95-		L	17-0219		Driveshaft		M/T	22			80	73		80		610	16
	6/95-		R	17-0220		Driveshaft		M/T	22			80	73		80		935	16
1.6, 16v (66-76 kW)	9/95-3/99			15-1226		Joint Kit	X	A/T+M/T	22	22	46	80	40					3
	9/95-3/99			15-1227	44	Joint Kit	X	A/T+M/T	22	22	46	89	40					3
	6/95-		L	17-0221		Driveshaft			22			80		32	80		590	7
	6/95-		R	17-0222		Driveshaft			22			80		32	80		960	7
1.8i 16v GT (83 kW)	9/95-			15-1109		Joint Kit	X	M/T	25	25	52	90	47					2
	9/95-			15-1110	44	Joint Kit	X	M/T	25	25	52	90	47					2
	9/95-			16-1020		Joint Kit		X M/T		25		100						
	6/95-			17-0223		Driveshaft			25			90	100		85		470	10
1.9 D (48 kW)	9/95-			15-1105		Joint Kit	X		22	20	71,6	80	40					3
	9/95-			15-1106	44	Joint Kit	X		22	20	71,6	80	40					3
	6/95-		L	17-0224		Driveshaft			22			80		32	80		575	7
	6/95-		R	17-0225		Driveshaft			22			80		32	80		945	7
1.9 TD (55-74 kW)	10/96-98			15-1211		Joint Kit	X		25	25	52	90	47					3
	98-			15-1258		Joint Kit	X	M/T	25	25	51	90	47					3
	10/96-98			15-1212	44	Joint Kit	X		25	25	52	96	47					3
	98-			16-1020		Joint Kit		X		25		100						
	6/95-			17-0226		Driveshaft			25			90	98		85		450	1
	6/95-			17-0227	44	Driveshaft			25			90	98		85		450	1
1.9JTD (77 kW)	12/98-			15-1258		Joint Kit	X	M/T	25	25	51	90	47					3

Per ordinare i GIUNTI senza KIT, sostituire il primo numero dopo il precodice con 0 mantenendo invariate le ultime 3 cifre. (Es:15-1001 c/KIT=15-0001 senza KIT / 16-1001 c/KIT =16-0001 senza KIT)
By request we supply outer and inner CVJ without KIT (Eg.:15-1001 with KIT=15-0001 without KIT / 16-1001 with KIT =16-0001 without KIT)

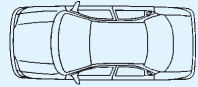


Legenda quote dimensionali vedi pagina I
 Legenda of dimensions see page I

		CHASSIS	L/R	METELLI ref.	ABS	DESCRIP-TION			INFO	A	B	C	D	E	F	H	I	L	Fig
FIAT																			
Brava - Bravo 1.9JTD (77 kW)	12/98-			16-1020		Joint Kit		X			25		100						
Bravo 1.6 16v (76 kW)	4/99-			15-1306		Joint Kit	X		Inc. Brazil, Riconvertita	25	22	51	83	47					3
	4/99-			15-1358		Joint Kit	X		(Exc. Riconvertita)	22	22	51	80	40					3
	4/99-			16-1020		Joint Kit		X	Inc. Brazil, Riconvertita		25		100						
2.0 HGT 20v (108 kW)	9/95-			15-1109		Joint Kit	X			25	25	52	90	47					2
	9/95-			15-1214	44	Joint Kit	X			25	25	59	96	47					3
	9/95-			16-1020		Joint Kit		X			25		100						
	6/95-			17-0228		Driveshaft				25			90	100		85		470	10
	6/95-			17-0229	44	Driveshaft				25			90	100		85		470	10
Campagnola 1.1 Torpedo AD5C1	6/74-			16-1002		Joint Kit	X	X			25		100						
	2.0 (59 kW)	6/74-		16-1002		Joint Kit	X	X			25		100						
	2.0D	6/74-		16-1002		Joint Kit	X	X			25		100						
Cinquecento 1.1 Sporting (40 kW)	10/94-			15-1067		Joint Kit	X		M/T	22	20	71,4	72	41					3
	11/91-		L	17-0233		Driveshaft				22			72	67		75		555	16
	11/91-		R	17-0234		Driveshaft				22			72	67		75		775	16
700 (22 kW)	11/91-			15-1067		Joint Kit	X			22	20	71,4	72	41					3
	11/91-			17-0230		Driveshaft				22			72		25	75		665	7
900 (29-30 kW)	11/91-			15-1067		Joint Kit	X			22	20	71,4	72	41					3
	11/91-		L	17-0231		Driveshaft				22			72		29	75		535	7
	11/91-		R	17-0232		Driveshaft				22			72		29	75		795	7

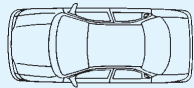
Per ordinare i GIUNTI senza KIT, sostituire il primo numero dopo il precodice con 0 mantenendo invariate le ultime 3 cifre. (Es:15-1001 c/KIT=15-0001 senza KIT / 16-1001 c/KIT =16-0001 senza KIT)
 By request we supply outer and inner CVJ without KIT (Eg.:15-1001 with KIT=15-0001 without KIT / 16-1001 with KIT =16-0001 without KIT)

Legenda quote dimensionali vedi pagina I
Legenda of dimensions see page I



		CHASSIS	L/R	METELLI ref.	ABS	DESCRIP- TION		INFO	A	B	C	D	E	F	H	I	L	Fig
FIAT Coupé 1.8 16v (96 kW)	3/96-			15-1212	44	Joint Kit	X		25	25	52	96	47					3
	3/96-			16-1020		Joint Kit	X			25		100						
	3/96-			17-0243		Driveshaft			25			90	100		85		475	10
	3/96-			17-0244	44	Driveshaft			25			90	100		85		475	10
2.0 20v (108-113 kW)	3/96-			15-1212	44	Joint Kit	X		25	25	52	96	47					3
	3/96-			16-1020		Joint Kit	X			25		100						
	3/96-			17-0243		Driveshaft			25			90	100		85		475	10
	3/96-			17-0244	44	Driveshaft			25			90	100		85		475	10
2.0 ie 16v (102 kW)	3/94-			15-1093	44	Joint Kit	X		25	25	52	90	47					2
	3/94-			16-1002		Joint Kit	X			25		100						
	3/96-			17-0243		Driveshaft			25			90	100		85		475	10
	3/96-			17-0244	44	Driveshaft			25			90	100		85		475	10
2.0 Turbo 16v (140 kW)	3/94-			15-1153	44	Joint Kit	X		25	28	56	98	47					3
	3/94-			16-1002		Joint Kit	X			25		100						
2.0 Turbo 20v (162 kW)	8/96-			15-1153	44	Joint Kit	X		25	28	56	98	47					3
	8/96-			16-1002		Joint Kit	X			25		100						
Croma 1.6 (61-62 kW)	12/85-91			15-1103		Joint Kit	X		25	25	54,5	90	47					2
	12/85-91			16-1002		Joint Kit	X			25		100						
1.9TD (66-69 kW)	-1/93	0189807-		15-1016		Joint Kit	X		25	25	52	90	47					2
	88-	-0189806		15-1103		Joint Kit	X		25	25	54,5	90	47					2
	1/93-96	2025079-		15-1154		Joint Kit	X		27	25	60	90	49					2
	-1/93	0189807-		15-1093	44	Joint Kit	X		25	25	52	90	47					2
	1/93-96	2025079-		15-1155	44	Joint Kit	X		27	25	60	90	49					2
	88-	-0189806		15-1094	90	Joint Kit	X		25	25	54,5	90	47					2

Per ordinare i GIUNTI senza KIT, sostituire il primo numero dopo il precodice con 0 mantenendo invariate le ultime 3 cifre. (Es:15-1001 c/KIT=15-0001 senza KIT / 16-1001 c/KIT =16-0001 senza KIT)
By request we supply outer and inner CVJ without KIT (Eg.:15-1001 with KIT=15-0001 without KIT / 16-1001 with KIT =16-0001 without KIT)

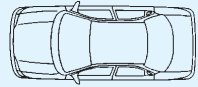


Legenda quote dimensionali vedi pagina I
 Legenda of dimensions see page I

		CHASSIS	L/R	METELLI ref.	ABS	DESCRIP-TION			INFO	A	B	C	D	E	F	H	I	L	Fig
FIAT Croma 1.9TD (66-69 kW)	-1/93	0189807-		15-1095	90	Joint Kit	X			25	25	52	90	47					2
	88-96			16-1002		Joint Kit		X			25		100						
2.0 (74-85-88 kW)	86-1/93	0189807-		15-1016		Joint Kit	X			25	25	52	90	47					2
	86-1/93	-0189806		15-1103		Joint Kit	X			25	25	54,5	90	47					2
	1/93-96	2025079-		15-1154		Joint Kit	X			27	25	60	90	49					2
	86-1/93	0189807-		15-1093	44	Joint Kit	X			25	25	52	90	47					2
	1/93-96	2025079-		15-1155	44	Joint Kit	X			27	25	60	90	49					2
	86-1/93	-0189806		15-1094	90	Joint Kit	X			25	25	54,5	90	47					2
	86-1/93	0189807-		15-1095	90	Joint Kit	X			25	25	52	90	47					2
	86-96			16-1002		Joint Kit		X			25		100						
2.0 CHT 154.AC (66 kW)	12/85-2/89			15-1103		Joint Kit	X			25	25	54,5	90	47					2
	12/85-2/89			15-1094	90	Joint Kit	X			25	25	54,5	90	47					2
	12/85-2/89			16-1002		Joint Kit		X			25		100						
2.0 Turbo (111-114 kW)	12/85-90	0189807-		15-1016		Joint Kit	X			25	25	52	90	47					2
	12/85-90	-0189806		15-1103		Joint Kit	X			25	25	54,5	90	47					2
	12/85-90	0189807-		15-1093	44	Joint Kit	X			25	25	52	90	47					2
	12/85-90	-0189806		15-1094	90	Joint Kit	X			25	25	54,5	90	47					2
	12/85-90	0189807-		15-1095	90	Joint Kit	X			25	25	52	90	47					2
	12/85-90			16-1002		Joint Kit		X			25		100						
2.0 Turbo 154.AM, .LM (110 kW)	87-1/93	0189807-		15-1016		Joint Kit	X			25	25	52	90	47					2
	87-1/93	-0189806		15-1103		Joint Kit	X			25	25	54,5	90	47					2
	1/93-96	2025079-		15-1154		Joint Kit	X			27	25	60	90	49					2
	87-1/93	0189807-		15-1093	44	Joint Kit	X			25	25	52	90	47					2
	1/93-96	2025079-		15-1155	44	Joint Kit	X			27	25	60	90	49					2
	87-1/93	-0189806		15-1094	90	Joint Kit	X			25	25	54,5	90	47					2
	87-1/93	0189807-		15-1095	90	Joint Kit	X			25	25	52	90	47					2

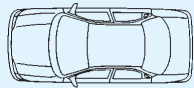
Per ordinare i GIUNTI senza KIT, sostituire il primo numero dopo il precodice con 0 mantenendo invariate le ultime 3 cifre. (Es:15-1001 c/KIT=15-0001 senza KIT / 16-1001 c/KIT =16-0001 senza KIT)
 By request we supply outer and inner CVJ without KIT (Eg.:15-1001 with KIT=15-0001 without KIT / 16-1001 with KIT =16-0001 without KIT)

Legenda quote dimensionali vedi pagina I
Legenda of dimensions see page I



		CHASSIS	L/R	METELLI ref.	ABS	DESCRIP- TION			INFO	A	B	C	D	E	F	H	I	L	Fig
FIAT																			
Croma																			
2.0 Turbo 154.AM, .LM (110 kW)	87-96			16-1002		Joint Kit		X			25		100						
2.5 V6 (117-119 kW)	4/93-96			15-1154		Joint Kit	X			27	25	60	90	49					2
	4/93-96			15-1155	44	Joint Kit	X			27	25	60	90	49					2
	4/93-96			16-1002		Joint Kit		X			25		100						
2.5D (55 kW)	-1/93	0189807-		15-1016		Joint Kit	X			25	25	52	90	47					2
	12/85-	-0189806		15-1103		Joint Kit	X			25	25	54,5	90	47					2
	-1/93	0189807-		15-1093	44	Joint Kit	X			25	25	52	90	47					2
	12/85-	-0189806		15-1094	90	Joint Kit	X			25	25	54,5	90	47					2
	-92	0189807-		15-1095	90	Joint Kit	X			25	25	52	90	47					2
	12/85-93			16-1002		Joint Kit		X			25		100						
2.5TD (74-85 kW)	-1/93	0189807-		15-1016		Joint Kit	X			25	25	52	90	47					2
	12/85-	-0189806		15-1103		Joint Kit	X			25	25	54,5	90	47					2
	1/93-96	2025079-		15-1154		Joint Kit	X			27	25	60	90	49					2
	-1/93	0189807-		15-1093	44	Joint Kit	X			25	25	52	90	47					2
	1/93-96	2025079-		15-1155	44	Joint Kit	X			27	25	60	90	49					2
	12/85-	-0189806		15-1094	90	Joint Kit	X			25	25	54,5	90	47					2
	-1/93	0189807-		15-1095	90	Joint Kit	X			25	25	52	90	47					2
	12/85-96			16-1002		Joint Kit		X			25		100						
Doblò, Cargo																			
1.2 8v (48 kW)	00-			15-1374		Joint Kit	X			22	22	51	79	54,2					1
1.9D (46 kW)	00-			15-1374		Joint Kit	X			22	22	51	79	54,2					1
Duna, Weekend																			
All models	1/87-90	2511998-		15-1002		Joint Kit	X	Brazil		22	20	48,1	80	55					3
	3/88-90			15-1065		Joint Kit	X			22	20	48,1	80	55					3

Per ordinare i GIUNTI senza KIT, sostituire il primo numero dopo il precodice con 0 mantenendo invariate le ultime 3 cifre. (Es:15-1001 c/KIT=15-0001 senza KIT / 16-1001 c/KIT =16-0001 senza KIT)
By request we supply outer and inner CVJ without KIT (Eg.:15-1001 with KIT=15-0001 without KIT / 16-1001 with KIT =16-0001 without KIT)

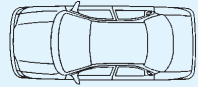


Legenda quote dimensionali vedi pagina I
 Legenda of dimensions see page I

		CHASSIS	L/R	METELLI ref.	ABS	DESCRIPTION			INFO	A	B	C	D	E	F	H	I	L	Fig
FIAT																			
Elba 1.3, 1.5, 1.6	86-			15-1002		Joint Kit	X		Brazil	22	20	48,1	80	55					3
Marea, Weekend 1.4 12v (59 kW)	9/96-			15-1105		Joint Kit	X			22	20	71,6	80	40					3
	9/96-			15-1106	44	Joint Kit	X			22	20	71,6	80	40					3
	9/96-			16-1020		Joint Kit		X			25		100						
1.6 16v (76 kW)	9/96-3/99			15-1209		Joint Kit	X		A/T+M/T	25	22	52	83	47					3
	4/99-			15-1306		Joint Kit	X		A/T+M/T	25	22	51	83	47					3
	9/96-3/99			15-1210	44	Joint Kit	X		A/T+M/T	25	22	52	96	47					3
	4/99-			16-1020		Joint Kit		X	A/T+M/T		25		100						
	96-		L	17-0239		Driveshaft				25			85		32	85		600	7
	96-		R	17-0240		Driveshaft				25			85		32	85		970	7
1.8 16v (83 kW)	9/96-3/99			15-1211		Joint Kit	X			25	25	52	90	47					3
	4/99-			15-1258		Joint Kit	X			25	25	51	90	47					3
	9/96-3/99			15-1212	44	Joint Kit	X			25	25	52	96	47					3
	9/96-3/99			16-1020		Joint Kit		X			25		100						
	96-			17-0241		Driveshaft				25			90	98		85		465	1
	96-			17-0242	44	Driveshaft				25			90	98		85		465	1
1.9 TD (55-74 kW)	9/96-3/99			15-1211		Joint Kit	X			25	25	52	90	47					3
	4/99-			15-1258		Joint Kit	X			25	25	51	90	47					3
	9/96-3/99			15-1212	44	Joint Kit	X			25	25	52	96	47					3
	9/96-3/99			16-1020		Joint Kit		X			25		100						
	96-			17-0241		Driveshaft				25			90	98		85		465	1
	96-			17-0242	44	Driveshaft				25			90	98		85		465	1
1.9 TD Soft (55 kW)	96-			17-0243		Driveshaft				25			90	100		85		475	10
	96-			17-0244	44	Driveshaft				25			90	100		85		475	10

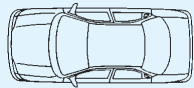
Per ordinare i GIUNTI senza KIT, sostituire il primo numero dopo il precodice con 0 mantenendo invariate le ultime 3 cifre. (Es:15-1001 c/KIT=15-0001 senza KIT / 16-1001 c/KIT =16-0001 senza KIT)
 By request we supply outer and inner CVJ without KIT (Eg.:15-1001 with KIT=15-0001 without KIT / 16-1001 with KIT =16-0001 without KIT)

Legenda quote dimensionali vedi pagina I
 Legenda of dimensions see page I



		CHASSIS	L/R	METELLI ref.	ABS	DESCRIP- TION	INFO	A	B	C	D	E	F	H	I	L	Fig
FIAT																	
Marea, Weekend																	
1.9JTD (77 kW)	4/99-			15-1258		Joint Kit	X	25	25	51	90	47					3
2.0 20v (108 kW)	9/96-			15-1211		Joint Kit	X	25	25	52	90	47					3
	9/96-			15-1214	44	Joint Kit	X	25	25	59	96	47					3
	9/96-			16-1020		Joint Kit	X		25		100						
	6/95-			17-0228		Driveshaft		25			90	100		85		470	10
	6/95-			17-0229	44	Driveshaft		25			90	100		85		470	10
2.4 TD (91 kW)	9/96-			15-1213		Joint Kit	X	25	28	59	98	47					3
	9/96-			15-1153	44	Joint Kit	X	25	28	56	98	47					3
	9/96-			16-1020		Joint Kit	X		25		100						
	9/96-			17-0419		Driveshaft		25			98	108	41		79	461	10
	9/96-			17-0420	44	Driveshaft		25			98	108	41		79	461	10
2.4JTD (99 kW)	2/99-			15-1244		Joint Kit	X	25	28	59	98	47					3
Multipla 1.6 16v (70-76 kW)	4/99-			15-1306		Joint Kit	X	25	22	51	83	47					3
	4/99-			16-1020		Joint Kit	X		25		100						
	1/99-		L	17-0422		Driveshaft		25			83	100		84,5			1
	1/99-		R	17-0423		Driveshaft		25			83	100		84,5			1
1.9 JTD (77 kW)	4/99-			15-1258		Joint Kit	X	25	25	51	90	47					3
	4/99-			16-1020		Joint Kit	X		25		100						
	1/99-			17-0421		Driveshaft		25			90	100	39,3	85		480	1
Oggi 1.05, 1.3	83-85			15-1001		Joint Kit	X	20	20	43,1	80	55					3

Per ordinare i GIUNTI senza KIT, sostituire il primo numero dopo il precodice con 0 mantenendo invariate le ultime 3 cifre. (Es.:15-1001 c/KIT=15-0001 senza KIT / 16-1001 c/KIT =16-0001 senza KIT)
 By request we supply outer and inner CVJ without KIT (Eg.:15-1001 with KIT=15-0001 without KIT / 16-1001 with KIT =16-0001 without KIT)





Legenda quote dimensionali vedi pagina I
 Legenda of dimensions see page I

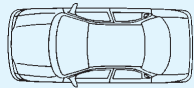
		CHASSIS	L/R	METELLI ref.	ABS	DESCRIPTION			INFO	A	B	C	D	E	F	H	I	L	Fig	
FIAT																				
Palio - Siena																				
1.1	97-			15-1240		Joint Kit	X		America Latina, Carburatore	22	20	52	80	55						3
1.3 Spi	97-			15-1240		Joint Kit	X		America Latina	22	20	52	80	55						3
1.6 Spi	97-			15-1231		Joint Kit	X		America Latina	22	22	52	83	54						3
	97-			15-1232	44	Joint Kit	X		America Latina	22	22	52	89	54						3
Palio, Weekend																				
1.2 (54 kW)	96-			15-1240		Joint Kit	X			22	20	52	80	55						3
1.6 16v (74 kW)	96-			15-1231		Joint Kit	X			22	22	52	83	54						3
	96-			15-1232	44	Joint Kit	X			22	22	52	89	54						3
1.7TD (51 kW)	96-			15-1231		Joint Kit	X			22	22	52	83	54						3
	96-			15-1232	44	Joint Kit	X			22	22	52	89	54						3
1372 Spi, CF2	97-			15-1240		Joint Kit	X		Inc. Polonia	22	20	52	80	55						3
Panda (141)																				
All models	91-96			15-1019		Joint Kit	X			20	20	43,1	80	55						3
Panda, Van (141)																				
1.0, 4WD (32-33-37 kW)	86-91			15-1019		Joint Kit	X		FWD	20	20	43,1	80	55						3
1.3D (27 kW)	4/86-91			15-1019		Joint Kit	X			20	20	43,1	80	55						3
650 (22 kW)	3/80-85			15-1019		Joint Kit	X			20	20	43,1	80	55						3
750 (25 kW)	86-91			15-1019		Joint Kit	X			20	20	43,1	80	55						3
900 (33 kW)	3/80-85			15-1019		Joint Kit	X			20	20	43,1	80	55						3
965 4WD (35 kW)	6/83-85			15-1019		Joint Kit	X		FWD	20	20	43,1	80	55						3
Panorama																				
1.05, 1.3	80-85			15-1001		Joint Kit	X		Brazil	20	20	43,1	80	55						3

Per ordinare i GIUNTI senza KIT, sostituire il primo numero dopo il precodice con 0 mantenendo invariate le ultime 3 cifre. (Es:15-1001 c/KIT=15-0001 senza KIT / 16-1001 c/KIT =16-0001 senza KIT)
 By request we supply outer and inner CVJ without KIT (Eg.:15-1001 with KIT=15-0001 without KIT / 16-1001 with KIT =16-0001 without KIT)

Legenda quote dimensionali vedi pagina I
 Legenda of dimensions see page I

		CHASSIS	L/R	METELLI ref.	ABS	DESCRIP- TION		INFO	A	B	C	D	E	F	H	I	L	Fig
FIAT																		
Premio																		
1.3	85-			15-1002		Joint Kit	X	Brazil	22	20	48,1	80	55					3
1.5	85-			15-1002		Joint Kit	X	Brazil	22	20	48,1	80	55					3
1.6	90-			15-1002		Joint Kit	X	Brazil	22	20	48,1	80	55					3
Punto I																		
1.4 Turbo GT (98 kW)																		
	9/93-6/96			15-1109		Joint Kit	X		25	25	52	90	47					2
	9/93-6/96			15-1110	44	Joint Kit	X		25	25	52	90	47					2
	9/93-6/96			16-1020		Joint Kit		X		25		100						
1.7D (42 kW)																		
	9-93-			15-1105		Joint Kit			22	20	71,6	80	40					3
	9-93-			15-1106	44	Joint Kit			22	20	71,6	80	40					3
	9/93-		L	17-0245		Driveshaft		Eng. M.P.I.	22			80	73	80		600	16	
	9/93-		R	17-0246		Driveshaft		Eng. M.P.I.	22			80	73	80		885	16	
	9/93-		L	17-0247	44	Driveshaft		Eng. M.P.I.	22			80	73	80		600	16	
	9/93-		R	17-0248	44	Driveshaft		Eng. M.P.I.	22			80	73	80		885	16	
55 1.1 (40 kW)																		
	9/93-7/99			15-1105		Joint Kit	X		22	20	71,6	80	40					3
	9/93-7/99			15-1106	44	Joint Kit	X		22	20	71,6	80	40					3
	9/93-		L	17-0235		Driveshaft		Eng. S.P.I.	22			80	67	80		605	16	
	9/93-		R	17-0236		Driveshaft		Eng. S.P.I.	22			80	67	80		890	16	
	9/93-		L	17-0237	44	Driveshaft		Eng. S.P.I.	22			80	67	80		605	16	
	9/93-		R	17-0238	44	Driveshaft		Eng. S.P.I.	22			80	67	80		890	16	
60 1.2 (43-44 kW)																		
	9/93-7/99			15-1105		Joint Kit	X		22	20	71,6	80	40					3
	9/93-7/99			15-1106	44	Joint Kit	X		22	20	71,6	80	40					3
	9/93-		L	17-0235		Driveshaft		Eng. S.P.I.	22			80	67	80		605	16	
	9/93-		L	17-0245		Driveshaft		Eng. M.P.I.	22			80	73	80		600	16	
	9/93-		R	17-0236		Driveshaft		Eng. S.P.I.	22			80	67	80		890	16	
	9/93-		R	17-0246		Driveshaft		Eng. M.P.I.	22			80	73	80		885	16	

Per ordinare i GIUNTI senza KIT, sostituire il primo numero dopo il precodice con 0 mantenendo invariate le ultime 3 cifre. (Es:15-1001 c/KIT=15-0001 senza KIT / 16-1001 c/KIT =16-0001 senza KIT)
 By request we supply outer and inner CVJ without KIT (Eg.:15-1001 with KIT=15-0001 without KIT / 16-1001 with KIT =16-0001 without KIT)

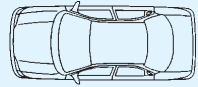


Legenda quote dimensionali vedi pagina I
 Legenda of dimensions see page I

		CHASSIS	L/R	METELLI ref.	ABS	DESCRIPTION			INFO	A	B	C	D	E	F	H	I	L	Fig
FIAT																			
Punto I 60 1.2 (43-44 kW)	9/93-		L	17-0237	44	Driveshaft			Eng. S.P.I.	22			80	67		80		605	16
	9/93-		L	17-0247	44	Driveshaft			Eng. M.P.I.	22			80	73		80		600	16
	9/93-		R	17-0238	44	Driveshaft			Eng. S.P.I.	22			80	67		80		890	16
	9/93-		R	17-0248	44	Driveshaft			Eng. M.P.I.	22			80	73		80		885	16
60 1.7TD (46 kW)	10/96-7/99			15-1209		Joint Kit	X			25	22	52	83	47					3
	10/96-7/99			15-1210	44	Joint Kit	X			25	22	52	96	47					3
	10/96-7/99			16-1020		Joint Kit		X			25		100						
60-70 1.7TDs CEE, CF2 Fase2 Soft (47 kW)	10/96-7/99			15-1226		Joint Kit	X			22	22	46	80	40					3
	10/96-7/99			15-1227	44	Joint Kit	X			22	22	46	89	40					3
	10/96-7/99			16-1020		Joint Kit		X			25		100						
70 1.7TD (51-52 kW)	9/93-6/96			15-1109		Joint Kit	X			25	25	52	90	47					2
	9/93-6/96			15-1110	44	Joint Kit	X			25	25	52	90	47					2
	9/93-6/96			16-1020		Joint Kit		X			25		100						
70 1.7TDs EM.08 (52 kW)	6/96-10/96			15-1211		Joint Kit	X			25	25	52	90	47					3
	6/96-10/96			15-1212	44	Joint Kit	X			25	25	52	96	47					3
	6/96-10/96			16-1020		Joint Kit		X			25		100						
70 1.7TDs Usa 87, CEE Fase2 (52 kW)	93-6/96			15-1109		Joint Kit	X			25	25	52	90	47					2
	7/96-10/96			15-1211		Joint Kit	X			25	25	52	90	47					3
	93-6/96			15-1110	44	Joint Kit	X			25	25	52	90	47					2
	7/96-10/96			15-1212	44	Joint Kit	X			25	25	52	96	47					3
	93-6/96			16-1020		Joint Kit		X			25		100						
70 1.7TDs Usa 87, CEE, CF2 Fase2 (52-54 kW)	10/96-7/99			15-1209		Joint Kit	X			25	22	52	83	47					3
	10/96-7/99			15-1210	44	Joint Kit	X			25	22	52	96	47					3
	10/96-7/99			16-1020		Joint Kit		X			25		100						

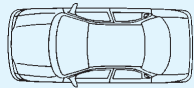
Per ordinare i GIUNTI senza KIT, sostituire il primo numero dopo il precodice con 0 mantenendo invariate le ultime 3 cifre. (Es:15-1001 c/KIT=15-0001 senza KIT / 16-1001 c/KIT =16-0001 senza KIT)
 By request we supply outer and inner CVJ without KIT (Eg.:15-1001 with KIT=15-0001 without KIT / 16-1001 with KIT =16-0001 without KIT)

Legenda quote dimensionali vedi pagina I
Legenda of dimensions see page I



		CHASSIS	L/R	METELLI ref.	ABS	DESCRIP- TION		INFO	A	B	C	D	E	F	H	I	L	Fig
FIAT Punto I 75 1.2 (54 kW)	9/93-7/99			15-1105		Joint Kit	X		22	20	71,6	80	40					3
	9/93-7/99			15-1106	44	Joint Kit	X		22	20	71,6	80	40					3
	9/93-		L	17-0235		Driveshaft		Eng. S.P.I.	22			80	67		80		605	16
	9/93-		L	17-0245		Driveshaft		Eng. M.P.I.	22			80	73		80		600	16
	9/93-		R	17-0236		Driveshaft		Eng. S.P.I.	22			80	67		80		890	16
	9/93-		R	17-0246		Driveshaft		Eng. M.P.I.	22			80	73		80		885	16
	9/93-		L	17-0237	44	Driveshaft		Eng. S.P.I.	22			80	67		80		605	16
	9/93-		L	17-0247	44	Driveshaft		Eng. M.P.I.	22			80	73		80		600	16
	9/93-		R	17-0238	44	Driveshaft		Eng. S.P.I.	22			80	67		80		890	16
	9/93-		R	17-0248	44	Driveshaft		Eng. M.P.I.	22			80	73		80		885	16
85 1.2 16v (63 kW)	4/97-7/99			15-1105		Joint Kit	X		22	20	71,6	80	40					3
	4/97-7/99			15-1106	44	Joint Kit	X		22	20	71,6	80	40					3
	9/93-		L	17-0235		Driveshaft		Eng. S.P.I.	22			80	67		80		605	16
	9/93-		R	17-0236		Driveshaft		Eng. S.P.I.	22			80	67		80		890	16
	9/93-		L	17-0237	44	Driveshaft		Eng. S.P.I.	22			80	67		80		605	16
	9/93-		R	17-0238	44	Driveshaft		Eng. S.P.I.	22			80	67		80		890	16
90 1.6 (65 kW)	9/93-7/99			15-1105		Joint Kit	X		22	20	71,6	80	40					3
	9/93-7/99			15-1106	44	Joint Kit	X		22	20	71,6	80	40					3
	9/93-		L	17-0245		Driveshaft		Eng. M.P.I.	22			80	73		80		600	16
	9/93-		R	17-0246		Driveshaft		Eng. M.P.I.	22			80	73		80		885	16
	9/93-		L	17-0247	44	Driveshaft		Eng. M.P.I.	22			80	73		80		600	16
	9/93-		R	17-0248	44	Driveshaft		Eng. M.P.I.	22			80	73		80		885	16
Punto II 1.2 8v, 12v (44-59 kW)	8/99-			15-1296		Joint Kit	X	M/T, Speedgear 6, 7	22	21	51	75	40					1
	8/99-			16-1020		Joint Kit	X	M/T, Speedgear 6, 7		25		100						

Per ordinare i GIUNTI senza KIT, sostituire il primo numero dopo il precodice con 0 mantenendo invariate le ultime 3 cifre. (Es:15-1001 c/KIT=15-0001 senza KIT / 16-1001 c/KIT =16-0001 senza KIT)
By request we supply outer and inner CVJ without KIT (Eg.:15-1001 with KIT=15-0001 without KIT / 16-1001 with KIT =16-0001 without KIT)

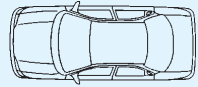


Legenda quote dimensionali vedi pagina I
 Legenda of dimensions see page I

		CHASSIS	L/R	METELLI ref.	ABS	DESCRIPTION			INFO	A	B	C	D	E	F	H	I	L	Fig
FIAT																			
Punto II																			
1.8 16v HGT (96 kW)	8/99-			15-1258		Joint Kit	X			25	25	51	90	47					3
	8/99-			16-1020		Joint Kit		X			25		100						
1.9D (44 kW)	8/99-			15-1296		Joint Kit	X			22	21	51	75	40					1
	8/99-			16-1020		Joint Kit		X			25		100						
1.9JTD (59 kW)	8/99-			15-1258		Joint Kit	X			25	25	51	90	47					3
	8/99-			16-1020		Joint Kit		X			25		100						
	9/99-			17-0424		Driveshaft				25			90	100	39,3	85		457	1
Regata																			
60 1.7D (43-44 kW)	9/83-90			15-1002		Joint Kit	X			22	20	48,1	80	55					3
	9/83-90		L	17-0245		Driveshaft			Eng. M.P.I.	22			80	73		80		600	16
	9/83-90		R	17-0246		Driveshaft			Eng. M.P.I.	22			80	73		80		885	16
	9/83-90		L	17-0247	44	Driveshaft			Eng. M.P.I.	22			80	73		80		600	16
	9/83-90		R	17-0248	44	Driveshaft			Eng. M.P.I.	22			80	73		80		885	16
65 1.9D (48 kW)	9/83-90			15-1002		Joint Kit	X			22	20	48,1	80	55					3
70 1.3 (48-55 kW)	9/83-2/88			15-1002		Joint Kit	X			22	20	48,1	80	55					3
	3/88-90			15-1065		Joint Kit	X			22	20	48,1	80	55					3
75-85 1.5, Super (55-58-60 kW)	9/83-90			15-1002		Joint Kit	X	M/T		22	20	48,1	80	55					3
	9/83-90			15-1003		Joint Kit	X	A/T		22	25	48,1	85	58					2
80 1.9TD (59 kW)	9/83-90			15-1003		Joint Kit	X			22	25	48,1	85	58					2
	9/83-90			16-1002		Joint Kit		X			25		100						
85 1.6 (60 kW)	9/83-90			15-1002		Joint Kit	X			22	20	48,1	80	55					3
90-100 1.6 (66-74 kW)	9/83-90			15-1003		Joint Kit	X			22	25	48,1	85	58					2
	9/83-90			16-1002		Joint Kit		X			25		100						

Per ordinare i GIUNTI senza KIT, sostituire il primo numero dopo il precodice con 0 mantenendo invariate le ultime 3 cifre. (Es:15-1001 c/KIT=15-0001 senza KIT / 16-1001 c/KIT =16-0001 senza KIT)
 By request we supply outer and inner CVJ without KIT (Eg.:15-1001 with KIT=15-0001 without KIT / 16-1001 with KIT =16-0001 without KIT)

Legenda quote dimensionali vedi pagina I
Legenda of dimensions see page I



CHASSIS

L/R

METELLI
ref.

ABS

DESCRIP-
TION

INFO

A

B

C

D

E

F

H

I

L

Fig

FIAT**Ritmo I**

100-105 1.6 Sport, Cabrio (74-77 kW)

5/81-12/87

15-1003

Joint Kit

X

M/T

22

25

48,1

85

58

2

5/81-12/87

16-1002

Joint Kit

X

M/T

25

100

55 1.7D (40-43 kW)

10/79-9/82

15-1002

Joint Kit

X

M/T

22

20

48,1

80

55

3

60 1.0 (44 kW)

78-9/82

15-1002

Joint Kit

X

M/T

22

20

48,1

80

55

3

65-75 1.3 (48-55 kW)

1/78-9/82

15-1002

Joint Kit

X

M/T

22

20

48,1

80

55

3

75 1.5, ie (55 kW)

3/83-5/87

15-1002

Joint Kit

X

A/T

22

20

48,1

80

55

3

7/80-87

15-1003

Joint Kit

X

M/T

22

25

48,1

85

58

2

85 1.5 Cabrio (60-63 kW)

1/80-7/89

15-1003

Joint Kit

X

M/T

22

25

48,1

85

58

2

Ritmo II

105 1.6 (77 kW)

1/83-12/87

15-1003

Joint Kit

X

M/T

22

25

48,1

85

58

2

1/83-12/87

16-1002

Joint Kit

X

M/T

25

100

125-130 TC 2.0 (93-96 kW)

9/81-87

15-1103

Joint Kit

X

25

25

54,5

90

47

2

9/81-87

16-1002

Joint Kit

X

25

100

60 1.1 (40-43 kW)

2/83-12/87

15-1002

Joint Kit

X

M/T

22

20

48,1

80

55

3

60 1.7D (43-44 kW)

1/83-12/87

15-1002

Joint Kit

X

M/T

22

20

48,1

80

55

3

65 1.3 (50 kW)

1/83-4/85

15-1002

Joint Kit

X

M/T

22

20

48,1

80

55

3

75-85 1.5 (55-58-60 kW)

9/85-12/88

15-1002

Joint Kit

X

A/T

22

20

48,1

80

55

3

9/85-12/88

15-1003

Joint Kit

X

M/T

22

25

48,1

85

58

2

80 1.9TD (59 kW)

12/85-12/87

15-1003

Joint Kit

X

M/T

22

25

48,1

85

58

2

12/85-12/87

16-1002

Joint Kit

X

M/T

25

100

Seicento

1.1 Sporting (40 kW)

9/98-

15-1067

Joint Kit

X

M/T

22

20

71,4

72

41

3

900 (29 kW)

9/98-

15-1067

Joint Kit

X

22

20

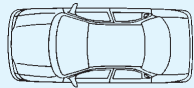
71,4

72

41

3

Per ordinare i GIUNTI senza KIT, sostituire il primo numero dopo il precodice con 0 mantenendo invariate le ultime 3 cifre. (Es:15-1001 c/KIT=15-0001 senza KIT / 16-1001 c/KIT =16-0001 senza KIT)
By request we supply outer and inner CVJ without KIT (Eg.:15-1001 with KIT=15-0001 without KIT / 16-1001 with KIT =16-0001 without KIT)

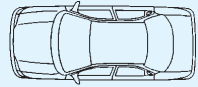


Legenda quote dimensionali vedi pagina I
 Legenda of dimensions see page I

		CHASSIS	L/R	METELLI ref.	ABS	DESCRIP-TION			INFO	A	B	C	D	E	F	H	I	L	Fig
FIAT																			
Spazio 1.05, 1.3	83-84			15-1001		Joint Kit	X		Brazil	20	20	43,1	80	55					3
Stilo 1.2 16v (59 kW)	10/01-			15-1296		Joint Kit	X			22	21	51	75	40					1
1.6 16v (76 kW)	10/01-			15-1396		Joint Kit	X			25	22	51	79	47					1
1.8 16v (96 kW)	10/01-			15-1245		Joint Kit	X			25	25	59	89	47					3
1.9 JTD (85 kW)	10/01-			15-1387		Joint Kit	X			25	26	51	91	48					1
2.4 20v (125 kW)	10/01-			15-1388		Joint Kit	X			25	26	59	91	48					1
Tempra, SW 1.4 (51 kW)	2/90-8/96			15-1013		Joint Kit	X		A/T+M/T	22	20	71,6	80	40					3
	2/90-8/96			15-1106	44	Joint Kit	X		A/T+M/T	22	20	71,6	80	40					3
	2/90-8/96			15-1095	90	Joint Kit	X			25	25	52	90	47					2
	2/90-8/96			16-1002		Joint Kit		X	A/T		25		100						
	2/90-		L	17-0224		Driveshaft				22			80		32	80		575	7
	2/90-		R	17-0225		Driveshaft				22			80		32	80		945	7
1.6 (55 kW)	2/90-8/96			15-1095	90	Joint Kit	X			25	25	52	90	47					2
	7/90-8/96			16-1002		Joint Kit		X	A/T		25		100						
1.6 (63 kW)	2/90-8/96			15-1013		Joint Kit	X		A/T+M/T	22	20	71,6	80	40					3
	2/90-8/96			15-1106	44	Joint Kit	X		A/T+M/T	22	20	71,6	80	40					3
	7/90-8/96			16-1002		Joint Kit		X	A/T		25		100						
	2/90-		L	17-0224		Driveshaft				22			80		32	80		575	7
	2/90-		R	17-0225		Driveshaft				22			80		32	80		945	7
1.8 (66-77 kW)	2/90-8/96			15-1032		Joint Kit	X			25	25	52	85	47					2
	2/90-8/96			15-1093	44	Joint Kit	X			25	25	52	90	47					2
	2/90-8/96			15-1095	90	Joint Kit	X			25	25	52	90	47					2
	2/90-8/96			16-1002		Joint Kit		X			25		100						

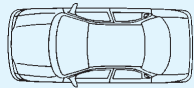
Per ordinare i GIUNTI senza KIT, sostituire il primo numero dopo il precodice con 0 mantenendo invariate le ultime 3 cifre. (Es:15-1001 c/KIT=15-0001 senza KIT / 16-1001 c/KIT =16-0001 senza KIT)
 By request we supply outer and inner CVJ without KIT (Eg.:15-1001 with KIT=15-0001 without KIT / 16-1001 with KIT =16-0001 without KIT)

Legenda quote dimensionali vedi pagina I
 Legenda of dimensions see page I



		CHASSIS	L/R	METELLI ref.	ABS	DESCRIP- TION		INFO	A	B	C	D	E	F	H	I	L	Fig
FIAT Tempra, SW 1.9D (48 kW)	2/90-8/96			15-1013		Joint Kit	X		22	20	71,6	80	40					3
	2/90-8/96			15-1106	44	Joint Kit	X		22	20	71,6	80	40					3
	2/90-8/96			15-1095	90	Joint Kit	X		25	25	52	90	47					2
	2/90-		L	17-0224		Driveshaft			22			80		32	80		575	7
	2/90-		R	17-0225		Driveshaft			22			80		32	80		945	7
1.9TD (59-66 kW)	2/90-8/96			15-1032		Joint Kit	X		25	25	52	85	47					2
	2/90-8/96			15-1093	44	Joint Kit	X		25	25	52	90	47					2
	2/90-8/96			15-1095	90	Joint Kit	X		25	25	52	90	47					2
	2/90-8/96			16-1002		Joint Kit		X		25		100						
2.0 (83 kW)	2/90-8/96			15-1016		Joint Kit	X		25	25	52	90	47					2
	2/90-8/96			15-1093	44	Joint Kit	X		25	25	52	90	47					2
	2/90-8/96			15-1095	90	Joint Kit	X		25	25	52	90	47					2
	2/90-8/96			16-1002		Joint Kit		X		25		100						
Tipo 1.1 (41 kW)	1/88-10/91			15-1013		Joint Kit	X	A/T+M/T	22	20	71,6	80	40					3
	1/88-10/91			15-1106	44	Joint Kit	X	A/T+M/T	22	20	71,6	80	40					3
	1/88-10/91			16-1002		Joint Kit		X A/T		25		100						
	1/88-		L	17-0224		Driveshaft			22			80		32	80		575	7
	1/88-		R	17-0225		Driveshaft			22			80		32	80		945	7
1.4 (51-52-57 kW)	1/88-96			15-1013		Joint Kit	X	A/T+M/T	22	20	71,6	80	40					3
	1/88-96			15-1106	44	Joint Kit	X	A/T+M/T	22	20	71,6	80	40					3
	1/88-96			16-1002		Joint Kit		X A/T		25		100						
	1/88-		L	17-0224		Driveshaft			22			80		32	80		575	7
	1/88-		R	17-0225		Driveshaft			22			80		32	80		945	7
1.6 (55-63 kW)	1/88-96			15-1013		Joint Kit	X	A/T+M/T	22	20	71,6	80	40					3

Per ordinare i GIUNTI senza KIT, sostituire il primo numero dopo il precodice con 0 mantenendo invariate le ultime 3 cifre. (Es:15-1001 c/KIT=15-0001 senza KIT / 16-1001 c/KIT =16-0001 senza KIT)
 By request we supply outer and inner CVJ without KIT (Eg.:15-1001 with KIT=15-0001 without KIT / 16-1001 with KIT =16-0001 without KIT)

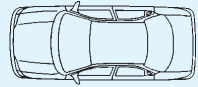


Legenda quote dimensionali vedi pagina I
 Legenda of dimensions see page I

		CHASSIS	L/R	METELLI ref.	ABS	DESCRIP-TION			INFO	A	B	C	D	E	F	H	I	L	Fig
FIAT Tipo 1.6 (55-63 kW)				15-1106	44	Joint Kit	X		A/T+M/T	22	20	71,6	80	40					3
				16-1002		Joint Kit		X	A/T		25		100						
			L	17-0224		Driveshaft				22			80		32	80		575	7
			R	17-0225		Driveshaft				22			80		32	80		945	7
1.7D (43 kW)				15-1013		Joint Kit	X		M/T	22	20	71,6	80	40					3
				15-1106	44	Joint Kit	X			22	20	71,6	80	40					3
				15-1095	90	Joint Kit	X			25	25	52	90	47					2
				16-1002		Joint Kit		X			25		100						
			L	17-0224		Driveshaft				22			80		32	80		575	7
			R	17-0225		Driveshaft				22			80		32	80		945	7
1.8 (66-77 kW)				15-1032		Joint Kit	X			25	25	52	85	47					2
				15-1093	44	Joint Kit	X			25	25	52	90	47					2
				15-1095	90	Joint Kit	X			25	25	52	90	47					2
				16-1002		Joint Kit		X			25		100						
1.9D (44 kW)				15-1013		Joint Kit	X		M/T	22	20	71,6	80	40					3
				15-1106	44	Joint Kit	X			22	20	71,6	80	40					3
				15-1095	90	Joint Kit	X			25	25	52	90	47					2
				16-1002		Joint Kit		X			25		100						
1.9D (48 kW)		L	17-0224		Driveshaft					22			80		32	80		575	7
		R	17-0225		Driveshaft					22			80		32	80		945	7
1.9TD (59-66 kW)				15-1032		Joint Kit	X			25	25	52	85	47					2
				15-1093	44	Joint Kit	X			25	25	52	90	47					2
				15-1095	90	Joint Kit	X			25	25	52	90	47					2
				16-1002		Joint Kit		X			25		100						
2.0 (80-83 kW)				15-1016		Joint Kit	X			25	25	52	90	47					2
				15-1093	44	Joint Kit	X			25	25	52	90	47					2

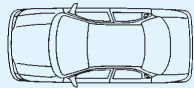
Per ordinare i GIUNTI senza KIT, sostituire il primo numero dopo il precodice con 0 mantenendo invariate le ultime 3 cifre. (Es:15-1001 c/KIT=15-0001 senza KIT / 16-1001 c/KIT =16-0001 senza KIT)
 By request we supply outer and inner CVJ without KIT (Eg.:15-1001 with KIT=15-0001 without KIT / 16-1001 with KIT =16-0001 without KIT)

Legenda quote dimensionali vedi pagina I
Legenda of dimensions see page I



		CHASSIS	L/R	METELLI ref.	ABS	DESCRIP- TION		INFO	Legenda quote dimensionali vedi pagina I Legenda of dimensions see page I										
									A	B	C	D	E	F	H	I	L	Fig	
FIAT Tipo 2.0 (80-83 kW)	6/90-95			15-1095	90	Joint Kit	X		25	25	52	90	47						2
	6/90-95			16-1002		Joint Kit		X		25		100							
Ulysse (220) 1.8 (73 kW)	5/97-			15-1222	48	Joint Kit	X		27	34	58,6	99	49						2
	96-		L	17-0138		Driveshaft		G.Box BE 3/5	27		24	90	81		80	62	645	3	
	96-		R	17-0139		Driveshaft		G.Box BE 3/5	27		24	90	81		80	350	930	4	
	96-		L	17-0140	48	Driveshaft		G.Box BE 3/5	27		24	90	81		80	62	645	3	
	96-		R	17-0141	48	Driveshaft		G.Box BE 3/5	27		24	90	81		80	350	930	4	
1.9TDs (66 kW)	2/95-			15-1224	48	Joint Kit	X		27	39	59	100,45	49,5						2
	9/94-		L	17-0142		Driveshaft		G.Box ME5K	27		37	100	89		82	68	640	3	
	9/94-		R	17-0143		Driveshaft		G.Box ME5K	27		37	100	89		82	370	940	4	
	9/94-		L	17-0144	48	Driveshaft		G.Box ME5K	27		37	100	89		82	68	640	3	
	9/94-		R	17-0145	48	Driveshaft		G.Box ME5K	27		37	100	89		82	370	940	4	
2.0 (89 kW)	6/94-			15-1222	48	Joint Kit	X		27	34	58,6	99	49						2
	94-		L	17-0138		Driveshaft		G.Box BE 3/5	27		24	90	81		80	62	645	3	
	94-		R	17-0139		Driveshaft		G.Box BE 3/5	27		24	90	81		80	350	930	4	
	94-		L	17-0140	48	Driveshaft		G.Box BE 3/5	27		24	90	81		80	62	645	3	
	94-		R	17-0141	48	Driveshaft		G.Box BE 3/5	27		24	90	81		80	350	930	4	
2.0 Turbo (108 kW)	6/94-			15-1224	48	Joint Kit	X		27	39	59	100,45	49,5						2
	9/94-		L	17-0142		Driveshaft		G.Box ME5K	27		37	100	89		82	68	640	3	
	9/94-		R	17-0143		Driveshaft		G.Box ME5K	27		37	100	89		82	370	940	4	
	9/94-		L	17-0144	48	Driveshaft		G.Box ME5K	27		37	100	89		82	68	640	3	
	9/94-		R	17-0145	48	Driveshaft		G.Box ME5K	27		37	100	89		82	370	940	4	
2.1TDs (80 kW)	3/96-			15-1224	48	Joint Kit	X		27	39	59	100,45	49,5						2
	9/94-		L	17-0142		Driveshaft		G.Box ME5K	27		37	100	89		82	68	640	3	

Per ordinare i GIUNTI senza KIT, sostituire il primo numero dopo il precodice con 0 mantenendo invariate le ultime 3 cifre. (Es:15-1001 c/KIT=15-0001 senza KIT / 16-1001 c/KIT =16-0001 senza KIT)
By request we supply outer and inner CVJ without KIT (Eg.:15-1001 with KIT=15-0001 without KIT / 16-1001 with KIT =16-0001 without KIT)

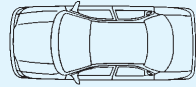


Legenda quote dimensionali vedi pagina I
 Legenda of dimensions see page I

		CHASSIS	L/R	METELLI ref.	ABS	DESCRIP-TION			INFO	A	B	C	D	E	F	H	I	L	Fig
FIAT																			
Ulysse (220)																			
2.1TDs (80 kW)	9/94-		R	17-0143		Driveshaft			G.Box ME5K	27		37	100	89		82	370	940	4
	9/94-		L	17-0144	48	Driveshaft			G.Box ME5K	27		37	100	89		82	68	640	3
	9/94-		R	17-0145	48	Driveshaft			G.Box ME5K	27		37	100	89		82	370	940	4
Uno																			
1.0ie (33 kW)	90-12/93			15-1019		Joint Kit	X			20	20	43,1	80	55					3
1.1ie (36 kW)	90-12/93			15-1019		Joint Kit	X			20	20	43,1	80	55					3
1.3D (33 kW)	5/83-12/93			15-1019		Joint Kit	X			20	20	43,1	80	55					3
1.4 ie (52 kW)	90-12/93			15-1019		Joint Kit	X			20	20	43,1	80	55					3
1.4 Turbo (83 kW)	4/85-12/93			15-1003		Joint Kit	X			22	25	48,1	85	58					2
1.4TD (52 kW)	4/86-94	2511998-		15-1002		Joint Kit	X			22	20	48,1	80	55					3
1.5 (55 kW)	1/85-12/93			15-1019		Joint Kit	X			20	20	43,1	80	55					3
1.7D (45 kW)	9/86-95	2511998-		15-1002		Joint Kit	X			22	20	48,1	80	55					3
45 1000 (33 kW)	1/83-90			15-1019		Joint Kit	X			20	20	43,1	80	55					3
45 900 (33 kW)	1/83-90			15-1019		Joint Kit	X			20	20	43,1	80	55					3
55 1.1 (40 kW)	1/83-90			15-1019		Joint Kit	X			20	20	43,1	80	55					3
60 1.1 (43 kW)	1/83-90			15-1019		Joint Kit	X			20	20	43,1	80	55					3
70 1.3 (48-51 kW)	1/83-90			15-1019		Joint Kit	X			20	20	43,1	80	55					3
70 1.4 (51-53 kW)	1/85-90			15-1019		Joint Kit	X			20	20	43,1	80	55					3
CS	88-93			15-1065		Joint Kit	X		Brazil	22	20	48,1	80	55					3
X 1/9																			
1.3 (54 kW)	1/72-78			15-1001		Joint Kit	X		4Sp.	20	20	43,1	80	55					3
1.5 (55-63 kW)	78-88			16-1002		Joint Kit		X	5Sp.		25		100						

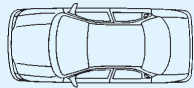
Per ordinare i GIUNTI senza KIT, sostituire il primo numero dopo il precodice con 0 mantenendo invariate le ultime 3 cifre. (Es:15-1001 c/KIT=15-0001 senza KIT / 16-1001 c/KIT =16-0001 senza KIT)
 By request we supply outer and inner CVJ without KIT (Eg.:15-1001 with KIT=15-0001 without KIT / 16-1001 with KIT =16-0001 without KIT)

Legenda quote dimensionali vedi pagina I
Legenda of dimensions see page I



		CHASSIS	L/R	METELLI ref.	ABS	DESCRIP- TION		INFO	A	B	C	D	E	F	H	I	L	Fig
FIAT V. COMMERCIALI/ LCV																		
Ducato (230)																		
10-14 Q	1/94-02			15-1120	54	Joint Kit	X		28	39	62,9	100,4	60					2
	1/94-02		L	17-0084		Driveshaft		(Exc. 2.5 TD)	28			98	89		114		765	3
	1/94-02		L	17-0086		Driveshaft		2.5 TD	28		41	98	89		114	70	750	3
	1/94-02		R	17-0085		Driveshaft		(Exc. 2.5 TD)	28		37	98	89		114	370	1065	6
	1/94-02		R	17-0087		Driveshaft		2.5 TD	28		41	98	89		114	392	1090	6
10-14 Q Diesel	1/94-02			15-1120	54	Joint Kit	X		28	39	62,9	100,4	60					2
18 Q	94-02	5235558-		15-1236	54	Joint Kit	X		35	45	70	122	63					2
	94-02		L	17-0158		Driveshaft			35		41	115	104		117	70	800	3
	94-02		R	17-0159		Driveshaft			35		41	115	104		117	392	1120	6
	94-02		L	17-0160	54	Driveshaft			35		41	115	104		117	70	800	3
	94-02		R	17-0161	54	Driveshaft			35		41	115	104		117	392	1120	6
Ducato (280)																		
1.8 (49-51 kW)	1/82-10/88			15-1020		Joint Kit	X	M/T	28	27	62,9	100	60					2
	-6/90		L	17-0082		Driveshaft			28		25	98	106		114	72	700	5
	-6/90		R	17-0083		Driveshaft			28		25	98	106		114	72	1070	5
1.9D (52 kW)	2/87-12/93			15-1020		Joint Kit	X	M/T	28	27	62,9	100	60					2
	-6/90		L	17-0082		Driveshaft			28		25	98	106		114	72	700	5
	-6/90		R	17-0083		Driveshaft			28		25	98	106		114	72	1070	5
1.9TD (60 kW)	3/89-12/93			15-1020		Joint Kit	X	M/T	28	27	62,9	100	60					2
	-6/90		L	17-0082		Driveshaft			28		25	98	106		114	72	700	5
	-6/90		R	17-0083		Driveshaft			28		25	98	106		114	72	1070	5
2.0 (55-58-62 kW)	1/82-12/93			15-1020		Joint Kit	X	M/T	28	27	62,9	100	60					2
	-6/90		L	17-0082		Driveshaft			28		25	98	106		114	72	700	5

Per ordinare i GIUNTI senza KIT, sostituire il primo numero dopo il precodice con 0 mantenendo invariate le ultime 3 cifre. (Es.:15-1001 c/KIT=15-0001 senza KIT / 16-1001 c/KIT =16-0001 senza KIT)
By request we supply outer and inner CVJ without KIT (Eg.:15-1001 with KIT=15-0001 without KIT / 16-1001 with KIT =16-0001 without KIT)

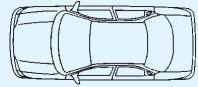


Legenda quote dimensionali vedi pagina I
 Legenda of dimensions see page I

		CHASSIS	L/R	METELLI ref.	ABS	DESCRIP-TION			INFO	A	B	C	D	E	F	H	I	L	Fig
FIAT V. COMMERCIALI/ LCV																			
Ducato (280)																			
2.0 (55-58-62 kW)	-6/90		R	17-0083		Driveshaft				28		25	98	106		114	72	1070	5
2.5D, 4WD (55 kW)	1/82-12/93			15-1020		Joint Kit	X		M/T, FWD	28	27	62,9	100	60					2
	-6/90		L	17-0082		Driveshaft			FWD	28		25	98	106		114	72	700	5
	-6/90		R	17-0083		Driveshaft			FWD	28		25	98	106		114	72	1070	5
2.5TD, 4WD (68 kW)	1/86-12/91			15-1020		Joint Kit	X		M/T, FWD	28	27	62,9	100	60					2
	-6/90		L	17-0082		Driveshaft			FWD	28		25	98	106		114	72	700	5
	-6/90		R	17-0083		Driveshaft			FWD	28		25	98	106		114	72	1070	5
Ducato (290)																			
1.9D (52 kW)	7/90-12/93			15-1020		Joint Kit	X		M/T	28	27	62,9	100	60					2
	7/90-02		L	17-0082		Driveshaft				28		25	98	106		114	72	700	5
	7/90-02		R	17-0083		Driveshaft				28		25	98	106		114	72	1070	5
1.9TD (60 kW)	3/89-12/93			15-1020		Joint Kit	X		M/T	28	27	62,9	100	60					2
	7/90-02		L	17-0082		Driveshaft				28		25	98	106		114	72	700	5
	7/90-02		R	17-0083		Driveshaft				28		25	98	106		114	72	1070	5
2.0 (62 kW)	7/90-12/93			15-1020		Joint Kit	X		M/T	28	27	62,9	100	60					2
	7/90-02		L	17-0082		Driveshaft				28		25	98	106		114	72	700	5
	7/90-02		R	17-0083		Driveshaft				28		25	98	106		114	72	1070	5
2.5D, 4WD (55 kW)	7/90-12/93			15-1020		Joint Kit	X		M/T, FWD	28	27	62,9	100	60					2
	7/90-02		L	17-0082		Driveshaft			FWD	28		25	98	106		114	72	700	5
	7/90-02		R	17-0083		Driveshaft			FWD	28		25	98	106		114	72	1070	5
2.5TD, 4WD (70 kW)	7/90-12/93			15-1020		Joint Kit	X		M/T, FWD	28	27	62,9	100	60					2
	7/90-02		L	17-0082		Driveshaft			FWD	28		25	98	106		114	72	700	5
	7/90-02		R	17-0083		Driveshaft			FWD	28		25	98	106		114	72	1070	5
Ducato Maxi																			

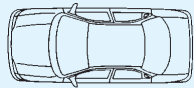
Per ordinare i GIUNTI senza KIT, sostituire il primo numero dopo il precodice con 0 mantenendo invariate le ultime 3 cifre. (Es:15-1001 c/KIT=15-0001 senza KIT / 16-1001 c/KIT =16-0001 senza KIT)
 By request we supply outer and inner CVJ without KIT (Eg.:15-1001 with KIT=15-0001 without KIT / 16-1001 with KIT =16-0001 without KIT)

Legenda quote dimensionali vedi pagina I
 Legenda of dimensions see page I



		CHASSIS	L/R	METELLI ref.	ABS	DESCRIP- TION		INFO	A	B	C	D	E	F	H	I	L	Fig
FIAT V. COMMERCIALI/ LCV																		
Ducato Maxi																		
18 Q	1/94-	-5235557		15-1132	54	Joint Kit	X		35	45	70	115,3	63					2
	-7/87 / 8/87-		L	17-0082		Driveshaft			28		25	98	106		114	72	700	5
	94-		L	17-0158		Driveshaft			35		41	115	104		117	70	800	3
	-7/87 / 8/87-		R	17-0083		Driveshaft			28		25	98	106		114	72	1070	5
	94-		R	17-0159		Driveshaft			35		41	115	104		117	392	1120	6
	94-		L	17-0160	54	Driveshaft			35		41	115	104		117	70	800	3
	94-		R	17-0161	54	Driveshaft			35		41	115	104		117	392	1120	6
18 Q D	1/94-	-5235557		15-1132	54	Joint Kit	X		35	45	70	115,3	63					2
	8/87-		L	17-0082		Driveshaft			28		25	98	106		114	72	700	5
	8/87-		R	17-0083		Driveshaft			28		25	98	106		114	72	1070	5
Fiorino (127)																		
1050 (37 kW)	6/78-2/80	-8817481		15-1001		Joint Kit	X		20	20	43,1	80	55					3
	3/80-87	8817482-		15-1002		Joint Kit	X		22	20	48,1	80	55					3
900 (33 kW)	3/71-2/80	-8817481		15-1001		Joint Kit	X		20	20	43,1	80	55					3
	3/80-87	8817482-		15-1002		Joint Kit	X		22	20	48,1	80	55					3
Fiorino (146)																		
1.7TD (46 kW)	93-			15-1225		Joint Kit	X	(Exc. TD)	22	20	52	81	55					3
1.7TDs (46 kW)	93-			15-1231		Joint Kit	X		22	22	52	83	54					3
	93-			15-1232	44	Joint Kit	X		22	22	52	89	54					3
60 1.1 (40 kW)	88-12/93			15-1019		Joint Kit	X	M/T	20	20	43,1	80	55					3
60 1.7D (42-44 kW)	5/88-93	-8051674		15-1002		Joint Kit	X	M/T	22	20	48,1	80	55					3
	5/88-93	8051675-		15-1065		Joint Kit	X	M/T	22	20	48,1	80	55					3
	5/88-93			16-1002		Joint Kit	X	M/T		25		100						
70 1.4 (49 kW)	10/84-12/95			15-1019		Joint Kit	X	M/T	20	20	43,1	80	55					3

Per ordinare i GIUNTI senza KIT, sostituire il primo numero dopo il precodice con 0 mantenendo invariate le ultime 3 cifre. (Es:15-1001 c/KIT=15-0001 senza KIT / 16-1001 c/KIT =16-0001 senza KIT)
 By request we supply outer and inner CVJ without KIT (Eg.:15-1001 with KIT=15-0001 without KIT / 16-1001 with KIT =16-0001 without KIT)

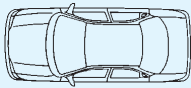




Legenda quote dimensionali vedi pagina I
 Legenda of dimensions see page I

		CHASSIS	L/R	METELLI ref.	ABS	DESCRIP-TION			INFO	A	B	C	D	E	F	H	I	L	Fig
FIAT V. COMMERCIALI/ LCV																			
Fiorino (146) 75 1.5ie (55 kW)	5/88-12/93			15-1019		Joint Kit	X		M/T	20	20	43,1	80	55					3
Fiorino (147) 1.0 (37 kW)	1/80-12/87			15-1002		Joint Kit	X		M/T	22	20	48,1	80	55					3
1.3D (33 kW)	82-12/87			15-1002		Joint Kit	X		M/T	22	20	48,1	80	55					3
Marengo 1.9TD (81 kW)	90-93			15-1065		Joint Kit	X			22	20	48,1	80	55					3
	93-		L	17-0224		Driveshaft				22			80		32	80		575	7
	93-		R	17-0225		Driveshaft				22			80		32	80		945	7
2.4TD (91 kW)	9/96-			15-1213		Joint Kit	X			25	28	59	98	47					3
	9/96-			15-1153	44	Joint Kit	X			25	28	56	98	47					3
	9/96-			16-1020		Joint Kit		X			25		100						
	10/96-			17-0419		Driveshaft				25			98	108	41		79	461	10
	10/96-			17-0420	44	Driveshaft				25			98	108	41		79	461	10
Scudo 1.6 (58 kW)	2/96-			15-1222	48	Joint Kit	X			27	34	58,6	99	49					2
	10/95-		L	17-0138		Driveshaft			G.Box BE 3	27		24	90	81		80	62	645	3
	10/95-		R	17-0139		Driveshaft			G.Box BE 3	27		24	90	81		80	350	930	4
	10/95-		L	17-0140	48	Driveshaft			G.Box BE 3	27		24	90	81		80	62	645	3
	10/95-		R	17-0141	48	Driveshaft			G.Box BE 3	27		24	90	81		80	350	930	4
1.9D (51 kW)	2/96-			15-1222	48	Joint Kit	X			27	34	58,6	99	49					2
	10/95-		L	17-0138		Driveshaft			G.Box BE 3	27		24	90	81		80	62	645	3
	10/95-		R	17-0139		Driveshaft			G.Box BE 3	27		24	90	81		80	350	930	4
	10/95-		L	17-0140	48	Driveshaft			G.Box BE 3	27		24	90	81		80	62	645	3

Per ordinare i GIUNTI senza KIT, sostituire il primo numero dopo il precodice con 0 mantenendo invariate le ultime 3 cifre. (Es:15-1001 c/KIT=15-0001 senza KIT / 16-1001 c/KIT =16-0001 senza KIT)
 By request we supply outer and inner CVJ without KIT (Eg.:15-1001 with KIT=15-0001 without KIT / 16-1001 with KIT =16-0001 without KIT)

Legenda quote dimensionali vedi pagina I
Legenda of dimensions see page I

											Legenda quote dimensionali vedi pagina I Legenda of dimensions see page I							
		CHASSIS	L/R	METELLI ref.	ABS	DESCRIP- TION		INFO	A	B	C	D	E	F	H	I	L	Fig
FIAT V. COMMERCIALI/ LCV																		
Scudo																		
1.9D (51 kW)	10/95-		R	17-0141	48	Driveshaft		G.Box BE 3	27		24	90	81		80	350	930	4
1.9TD (66-68 kW)	2/95-			15-1224	48	Joint Kit	X		27	39	59	100,45	49,5					2
	9/94-		L	17-0142		Driveshaft		G.Box ME5K	27		37	100	89		82	68	640	3
	9/94-		R	17-0143		Driveshaft		G.Box ME5K	27		37	100	89		82	370	940	4
	9/94-		L	17-0144	48	Driveshaft		G.Box ME5K	27		37	100	89		82	68	640	3
	9/94-		R	17-0145	48	Driveshaft		G.Box ME5K	27		37	100	89		82	370	940	4
Talento																		
1.9D (52 kW)	9/89-			15-1020		Joint Kit	X		28	27	62,9	100	60					2
	88-		L	17-0082		Driveshaft			28		25	98	106		114	72	700	5
	88-		R	17-0083		Driveshaft			28		25	98	106		114	72	1070	5
FORD AUSTRALIA																		
Capri																		
1.6	10/89-10/90			15-1024		Joint Kit	X	Mod. SA Eng. UL	24	22	52	79	56					1
	90-94			15-1141		Joint Kit	X	Mod. SC-SE Eng. UL	26	22	56	79	62					2
Laser																		
1.3	86-			16-1027		Joint Kit		X	24	22	39,4	75,4						
1.5	81-9/85			15-1024		Joint Kit	X	Mod. KA-KB Eng. E5	24	22	52	79	56					1
	81-9/85			16-1027		Joint Kit		X	24	22	39,4	75,4						
1.5 Turbo	8/85-6/87			15-1254		Joint Kit	X	M/T, Mod. BF5P Eng. E5	24	23	52	80	56					1
1.6	10/85-3/90			15-1024		Joint Kit	X	Mod. KC Eng. B6	24	22	52	79	56					1
	4/90-2/94			15-1141		Joint Kit	X	Mod. KE-KF-KH Eng. B6	26	22	56	79	62					2
1.6 LHD	86-			16-1027		Joint Kit		X	24	22	39,4	75,4						

Per ordinare i GIUNTI senza KIT, sostituire il primo numero dopo il precodice con 0 mantenendo invariate le ultime 3 cifre. (Es:15-1001 c/KIT=15-0001 senza KIT / 16-1001 c/KIT =16-0001 senza KIT)
By request we supply outer and inner CVJ without KIT (Eg.:15-1001 with KIT=15-0001 without KIT / 16-1001 with KIT =16-0001 without KIT)

Legenda quote dimensionali vedi pagina I
Legenda of dimensions see page I



L/R

METELLI
ref.

ABS

DESCRIP-
TION

INFO

A

C

D

E

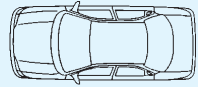
F

I

L

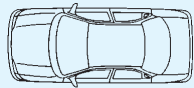
Fig

Legenda quote dimensionali vedi pagina I
Legenda of dimensions see page I



		CHASSIS	L/R	METELLI ref.	ABS	DESCRIP- TION			INFO	A	B	C	D	E	F	H	I	L	Fig
FORD BRAZIL																			
Escort																			
1.6	83-11/92			15-1014		Joint Kit	X			23	22	55	84	61					3
Pampa																			
2WD, 4WD	5/81-7/89			15-1233		Joint Kit	X		FWD	24	30	46	80	79					3
Verona																			
1.6	1/90-12/92			15-1014		Joint Kit	X			23	22	55	84	61					3
FORD EUROPE																			
Consul																			
1.7 (55 kW)	1/72-2/76			16-1005		Joint Kit	X	X	M/T		25		100						
2.0 (66-73 kW)	1/72-2/76			16-1005		Joint Kit	X	X	M/T		25		100						
2.3 (79 kW)	1/72-2/76			16-1005		Joint Kit	X	X	M/T		25		100						
Escort, SW III																			
1.1 (37-43 kW)	8/80-12/85			15-1037		Joint Kit	X			23	20	50	72	61					3
1.3 (45-51 kW)	8/80-12/85			15-1014		Joint Kit	X			23	22	55	84	61					3
1.6 (58-66 kW)	11/82-7/89			15-1014		Joint Kit	X		A/T, G.Box ATX	23	22	55	84	61					3
	8/80-12/85			15-1014		Joint Kit	X		M/T	23	22	55	84	61					3
1.6 (71 kW)	8/80-12/85			15-1014		Joint Kit	X		M/T	23	22	55	84	61					3
1.6D (40 kW)	2/84-12/85			15-1014		Joint Kit	X			23	22	55	84	61					3
Escort, SW IV																			
1.1 (37 kW)	8/80-8/90			15-1014		Joint Kit	X			23	22	55	84	61					3
	1/86-7/88			15-1037		Joint Kit	X			23	20	50	72	61					3
	1/86-7/88			16-1007		Joint Kit		X		23	20	40	75						

Per ordinare i GIUNTI senza KIT, sostituire il primo numero dopo il precodice con 0 mantenendo invariate le ultime 3 cifre. (Es:15-1001 c/KIT=15-0001 senza KIT / 16-1001 c/KIT =16-0001 senza KIT)
By request we supply outer and inner CVJ without KIT (Eg.:15-1001 with KIT=15-0001 without KIT / 16-1001 with KIT =16-0001 without KIT)

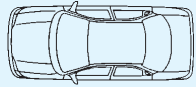


Legenda quote dimensionali vedi pagina I
 Legenda of dimensions see page I

		CHASSIS	L/R	METELLI ref.	ABS	DESCRIP-TION			INFO	A	B	C	D	E	F	H	I	L	Fig
FORD EUROPE																			
Escort, SW IV																			
1.3 (44-51 kW)																			
	1/86-8/90			15-1014		Joint Kit	X			23	22	55	84	61					3
	1/86-8/90			15-1037		Joint Kit	X			23	20	50	72	61					3
	1/86-8/90			16-1007		Joint Kit		X		23	20	40	75						
1.3 GAF (46 kW)																			
	7/88-8/90			15-1014		Joint Kit	X			23	22	55	84	61					3
	7/88-8/90			15-1037		Joint Kit	X		M/T	23	20	50	72	61					3
	1/86-8/90			16-1007		Joint Kit		X		23	20	40	75						
1.4 (54-55 kW)																			
	4/86-8/90			15-1014		Joint Kit	X		A/T, G.Box CTX	23	22	55	84	61					3
	1/86-8/90			15-1014		Joint Kit	X		M/T	23	22	55	84	61					3
1.6 (59-67-75 kW)																			
	1/86-7/89			15-1014		Joint Kit	X		A/T, G.Box ATX	23	22	55	84	61					3
	4/86-8/90			15-1014		Joint Kit	X		A/T, G.Box CTX	23	22	55	84	61					3
	1/86-8/90			15-1014		Joint Kit	X		M/T	23	22	55	84	61					3
1.6D (40 kW)																			
	1/86-8/90			15-1014		Joint Kit	X			23	22	55	84	61					3
1.8D (45 kW)																			
	4/86-8/90			15-1014		Joint Kit	X			23	22	55	84	61					3
Escort, SW V																			
1.3 (44 kW)																			
	7/90-9/92			15-1041		Joint Kit	X		M/T	23	20	60	72	50					3
	7/90-9/92			15-1156		Joint Kit	X			23	22	48	84	51					3
1.4 (53-55 kW)																			
	9/90-9/92			15-1125		Joint Kit	X			25	22	56,6	84	55,5					3
	7/90-9/92			15-1156		Joint Kit	X			23	22	48	84	51					3
1.6 (59-78 kW)																			
	9/90-92			15-1125		Joint Kit	X			25	22	56,6	84	55,5					3
1.8 16v XR3i (77-96 kW)																			
	9/92-12/92			15-1125		Joint Kit	X		G.Box MTX	25	22	56,6	84	55,5					3
	2/92-12/92			15-1198		Joint Kit	X		G.Box MTX75	25	25	56,6	90	56					3
	2/92-12/92		L	17-0090		Driveshaft			M/T, G.Box MTX75	25		23	90	84		90	61	600	3
	2/92-12/92		L	17-0249		Driveshaft			G.Box MTX	25		23	86	83		90	61	610	16
	2/92-12/92		R	17-0091		Driveshaft			M/T, G.Box MTX75	25		23	90	84		90	61	910	3
	2/92-12/92		R	17-0250		Driveshaft			G.Box MTX	25		23	86	83		90	61	905	16

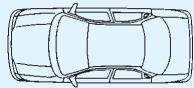
Per ordinare i GIUNTI senza KIT, sostituire il primo numero dopo il precodice con 0 mantenendo invariate le ultime 3 cifre. (Es:15-1001 c/KIT=15-0001 senza KIT / 16-1001 c/KIT =16-0001 senza KIT)
 By request we supply outer and inner CVJ without KIT (Eg.:15-1001 with KIT=15-0001 without KIT / 16-1001 with KIT =16-0001 without KIT)

Legenda quote dimensionali vedi pagina I
Legenda of dimensions see page I



		CHASSIS	L/R	METELLI ref.	ABS	DESCRIP- TION		INFO	A	B	C	D	E	F	H	I	L	Fig
FORD EUROPE																		
Escort, SW V 1.8D (44 kW)	9/90-12/92			15-1125		Joint Kit	X		25	22	56,6	84	55,5					3
	9/90-12/92		L	17-0249		Driveshaft		G.Box MTX	25		23	86	83		90	61	610	16
	9/90-12/92		R	17-0250		Driveshaft		G.Box MTX	25		23	86	83		90	61	905	16
2.0 16v RS (110 kW)	5/91-12/92			15-1198		Joint Kit	X	G.Box MTX75	25	25	56,6	90	56					3
	5/91-12/92		L	17-0090		Driveshaft		M/T, G.Box MTX75	25		23	90	84		90	61	600	3
	5/91-12/92		R	17-0091		Driveshaft		M/T, G.Box MTX75	25		23	90	84		90	61	910	3
Escort, SW VI 1.3 (44 kW)	9/92-1/95			15-1041		Joint Kit	X	M/T	23	20	60	72	50					3
	10/91-		L	17-0249		Driveshaft			25		23	86	83		90	61	610	16
	10/91-		R	17-0250		Driveshaft			25		23	86	83		90	61	905	16
1.4 (53-55 kW)	9/90-95			15-1125		Joint Kit	X		25	22	56,6	84	55,5					3
1.6 (59-78 kW)	92-1/95			15-1125		Joint Kit	X		25	22	56,6	84	55,5					3
1.8 16v (77 kW)	1/92-95			15-1125		Joint Kit	X	G.Box MTX	25	22	56,6	84	55,5					3
	1/93-		L	17-0249		Driveshaft			25		23	86	83		90	61	610	16
	1/93-		R	17-0250		Driveshaft			25		23	86	83		90	61	905	16
1.8 16v (96 kW)	1/92-95			15-1125		Joint Kit	X	G.Box MTX, Only S.W.	25	22	56,6	84	55,5					3
	93-95			15-1198		Joint Kit	X	G.Box MTX75, Only S.W.	25	25	56,6	90	56					3
	2/93-1/95		L	17-0090		Driveshaft		M/T, G.Box MTX75, Only S.W.	25		23	90	84		90	61	600	3
	2/93-1/95		R	17-0091		Driveshaft		M/T, G.Box MTX75, Only S.W.	25		23	90	84		90	61	910	3
1.8 4WD 16v XR3i (77-96 kW)	8/93-95			15-1125		Joint Kit	X	G.Box MTX75, FWD, (Exc. SW)	25	22	56,6	84	55,5					3
1.8D (44 kW)	1/93-95			15-1125		Joint Kit	X		25	22	56,6	84	55,5					3
	1/93-		L	17-0249		Driveshaft		G.Box MTX	25		23	86	83		90	61	610	16
	1/93-		R	17-0250		Driveshaft		G.Box MTX	25		23	86	83		90	61	905	16
1.8TD (66 kW)	2/93-1/95			15-1198		Joint Kit	X	M/T, G.Box MTX75	25	25	56,6	90	56					3
	2/93-1/95		L	17-0090		Driveshaft		M/T, G.Box MTX75	25		23	90	84		90	61	600	3

Per ordinare i GIUNTI senza KIT, sostituire il primo numero dopo il precodice con 0 mantenendo invariate le ultime 3 cifre. (Es.:15-1001 c/KIT=15-0001 senza KIT / 16-1001 c/KIT =16-0001 senza KIT)
By request we supply outer and inner CVJ without KIT (Eg.:15-1001 with KIT=15-0001 without KIT / 16-1001 with KIT =16-0001 without KIT)

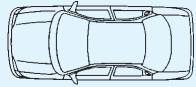


Legenda quote dimensionali vedi pagina I
 Legenda of dimensions see page I

		CHASSIS	L/R	METELLI ref.	ABS	DESCRIPTION			INFO	A	B	C	D	E	F	H	I	L	Fig
FORD EUROPE																			
Escort, SW VI																			
1.8TD (66 kW)	2/93-1/95		R	17-0091		Driveshaft			M/T, G.Box MTX75	25		23	90	84		90	61	910	3
2.0 4WD 16v RS (111 kW)	8/93-95			15-1125		Joint Kit	X		G.Box MTX75, FWD	25	22	56,6	84	55,5					3
Escort, SW VII																			
1.3 (44 kW)	2/95-98			15-1041		Joint Kit	X		M/T	23	20	60	72	50					3
1.4 (55 kW)	2/95-98			15-1125		Joint Kit	X		M/T	25	22	56,6	84	55,5					3
1.6 16v (66 kW)	2/95-98			15-1125		Joint Kit	X		M/T	25	22	56,6	84	55,5					3
1.8 16v (85 kW)	2/95-98			15-1125		Joint Kit	X		M/T	25	22	56,6	84	55,5					3
1.8D (51 kW)	12/95-98			15-1125		Joint Kit	X		M/T	25	22	56,6	84	55,5					3
1.8TD (66 kW)	2/95-98			15-1198		Joint Kit	X		M/T	25	25	56,6	90	56					3
Escort, SW VIII																			
1.8TD (66 kW)	98-00			15-1364		Joint Kit	X			25	30	56,6	89,9	55,5					2
Fiesta, Courier I																			
0.9 (29-33 kW)	5/76-8/80			15-1036		Joint Kit	X		M/T	22	20	50	72	61					3
	9/80-2/83			15-1037		Joint Kit	X		M/T	23	20	50	72	61					3
	9/79-2/83			16-1007		Joint Kit		X	M/T	23	20	40	75						
1.1 (39 kW)	9/79-7/80			15-1036		Joint Kit	X		M/T	22	20	50	72	61					3
	8/80-2/83			15-1037		Joint Kit	X		M/T	23	20	50	72	61					3
	9/79-2/83			16-1007		Joint Kit		X	M/T	23	20	40	75						
1.3 (49 kW)	8/80-2/83			15-1092		Joint Kit	X		M/T	23	22	55	81	61					3
1.6 XR2 (62 kW)	9/81-8/83			15-1092		Joint Kit	X		M/T	23	22	55	81	61					3

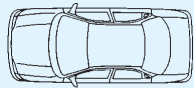
Per ordinare i GIUNTI senza KIT, sostituire il primo numero dopo il precodice con 0 mantenendo invariate le ultime 3 cifre. (Es:15-1001 c/KIT=15-0001 senza KIT / 16-1001 c/KIT =16-0001 senza KIT)
 By request we supply outer and inner CVJ without KIT (Eg.:15-1001 with KIT=15-0001 without KIT / 16-1001 with KIT =16-0001 without KIT)

Legenda quote dimensionali vedi pagina I
Legenda of dimensions see page I



		CHASSIS	L/R	METELLI ref.	ABS	DESCRIP- TION		INFO	A	B	C	D	E	F	H	I	L	Fig
FORD EUROPE																		
Fiesta, Courier II																		
1.0 (29-33 kW)	3/83-3/89			15-1037		Joint Kit	X	M/T	23	20	50	72	61					3
	3/83-3/89			16-1007		Joint Kit		X M/T	23	20	40	75						
1.1 (39-40 kW)	3/83-3/89			15-1037		Joint Kit	X	M/T	23	20	50	72	61					3
	3/83-3/89			16-1007		Joint Kit		X M/T	23	20	40	75						
1.3 (51 kW)	3/83-1/87			15-1092		Joint Kit	X	M/T	23	22	55	81	61					3
1.4 (52 kW)	5/86-11/89			15-1014		Joint Kit	X		23	22	55	84	61					3
1.4 (55 kW)	5/86-11/89			15-1014		Joint Kit	X		23	22	55	84	61					3
	10/85-5/86			15-1092		Joint Kit	X	M/T	23	22	55	81	61					3
1.6 XR2 (70-71 kW)	3/84-2/89			15-1014		Joint Kit	X		23	22	55	84	61					3
1.6D (40 kW)	4/88-3/89			15-1037		Joint Kit	X	M/T	23	20	50	72	61					3
	4/84-4/88			15-1092		Joint Kit	X	M/T	23	22	55	81	61					3
	4/88-3/89			16-1007		Joint Kit		X M/T	23	20	40	75						
Fiesta, Courier III																		
1.0 (33 kW)	4/89-12/95			15-1041		Joint Kit	X	M/T	23	20	60	72	50					3
	4/89-12/95			16-1007		Joint Kit		X M/T	23	20	40	75						
	4/89-1/94		L	17-0012		Driveshaft			23		23	72	75		80	61	585	9
	1/94-12/95		L	17-0264		Driveshaft			25			72		30	90		585	7
	4/89-1/94		R	17-0013		Driveshaft			23		23	72	75		80	61	860	9
	1/94-12/95		R	17-0265		Driveshaft			25			72		30	90		866	7
1.1 (37-40 kW)	1/89-1/94			15-1041		Joint Kit	X	M/T	23	20	60	72	50					3
	4/89-1/94			16-1007		Joint Kit		X M/T	23	20	40	75						
	4/89-1/94		L	17-0012		Driveshaft			23		23	72	75		80	61	585	9
	1/94-12/95		L	17-0264		Driveshaft			25			72		30	90		585	7
	4/89-1/94		R	17-0013		Driveshaft			23		23	72	75		80	61	860	9
	1/94-12/95		R	17-0265		Driveshaft			25			72		30	90		866	7

Per ordinare i GIUNTI senza KIT, sostituire il primo numero dopo il precodice con 0 mantenendo invariate le ultime 3 cifre. (Es:15-1001 c/KIT=15-0001 senza KIT / 16-1001 c/KIT =16-0001 senza KIT)
By request we supply outer and inner CVJ without KIT (Eg.:15-1001 with KIT=15-0001 without KIT / 16-1001 with KIT =16-0001 without KIT)

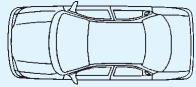


Legenda quote dimensionali vedi pagina I
 Legenda of dimensions see page I

		CHASSIS	L/R	METELLI ref.	ABS	DESCRIP-TION			INFO	A	B	C	D	E	F	H	I	L	Fig
FORD EUROPE																			
Fiesta, Courier III																			
1.3 (44 kW)																			
				15-1156		Joint Kit	X		M/T	23	22	48	84	51					3
				15-1192		Joint Kit	X		M/T	25	22	56,6	81	55,5					3
			L	17-0088		Driveshaft			M/T, Eng. JL, J3E OHV, JBB, C OHV	23		23	82	83		80	61	585	9
			L	17-0088		Driveshaft			Eng. J6B HCS	23		23	82	83		80	61	585	9
			L	17-0251		Driveshaft				25		23	86	83		90	61	590	16
			R	17-0089		Driveshaft			Eng. J6B HCS	23		23	82	83		80	61	860	9
			R	17-0089		Driveshaft			M/T, Eng. JL, J3E OHV, JBB, C OHV	23		23	82	83		80	61	860	9
			R	17-0252		Driveshaft				25		23	86	83		90	61	875	16
			L	17-0253	56	Driveshaft				25		23	86	83		90	61	590	9
			R	17-0254	56	Driveshaft				25		28	86	83		90	61	875	9
1.4 (52-54 kW)																			
				15-1156		Joint Kit	X		M/T	23	22	48	84	51					3
				15-1192		Joint Kit	X		M/T	25	22	56,6	81	55,5					3
			L	17-0088		Driveshaft			M/T, Eng. F6C, E CVH	23		23	82	83		80	61	585	9
			L	17-0088		Driveshaft			M/T, Eng. FUF CVH	23		23	82	83		80	61	585	9
			L	17-0251		Driveshaft				25		23	86	83		90	61	590	16
			R	17-0089		Driveshaft			M/T, Eng. FUF CVH	23		23	82	83		80	61	860	9
			R	17-0089		Driveshaft			M/T, Eng. F6C, E CVH	23		23	82	83		80	61	860	9
			R	17-0252		Driveshaft				25		23	86	83		90	61	875	16
			L	17-0253	56	Driveshaft				25		23	86	83		90	61	590	9
			R	17-0254	56	Driveshaft				25		28	86	83		90	61	875	9
1.6 12v (65 kW)																			
				15-1156		Joint Kit	X		M/T	23	22	48	84	51					3
1.6 Turbo (96 kW)																			
			L	17-0088		Driveshaft			M/T, Eng. LHA	23		23	82	83		80	61	585	9
			R	17-0089		Driveshaft			M/T, Eng. LHA	23		23	82	83		80	61	860	9
1.6 XR2 (76 kW)																			
				15-1125		Joint Kit	X			25	22	56,6	84	55,5					3
				15-1156		Joint Kit	X		M/T	23	22	48	84	51					3
			L	17-0088		Driveshaft			M/T, Eng. LUA, B CVH, LJC, D DOHC	23		23	82	83		80	61	585	9

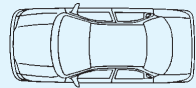
Per ordinare i GIUNTI senza KIT, sostituire il primo numero dopo il precodice con 0 mantenendo invariate le ultime 3 cifre. (Es:15-1001 c/KIT=15-0001 senza KIT / 16-1001 c/KIT =16-0001 senza KIT)
 By request we supply outer and inner CVJ without KIT (Eg.:15-1001 with KIT=15-0001 without KIT / 16-1001 with KIT =16-0001 without KIT)

Legenda quote dimensionali vedi pagina I
 Legenda of dimensions see page I



		CHASSIS	L/R	METELLI ref.	ABS	DESCRIP- TION		INFO	A	B	C	D	E	F	H	I	L	Fig
FORD EUROPE Fiesta, Courier III 1.6 XR2 (76 kW)	1/94-12/95		L	17-0251		Driveshaft			25		23	86	83		90	61	590	16
	4/89-1/94		R	17-0089		Driveshaft		M/T, Eng. LUA, B CVH, LJC, D DOHC	23		23	82	83		80	61	860	9
	1/94-12/95		R	17-0252		Driveshaft			25		23	86	83		90	61	875	16
	1/94-12/95		L	17-0253	56	Driveshaft			25		23	86	83		90	61	590	9
	1/94-12/95		R	17-0254	56	Driveshaft			25		28	86	83		90	61	875	9
1.6 XR2 (81 kW)	1/94-12/95			15-1125		Joint Kit	X		25	22	56,6	84	55,5					3
	4/89-1/94			15-1156		Joint Kit	X	M/T	23	22	48	84	51					3
1.8 16v (77 kW)	1/94-12/95			15-1125		Joint Kit	X		25	22	56,6	84	55,5					3
	92-1/94			15-1156		Joint Kit	X	M/T	23	22	48	84	51					3
	1/92-1/94		L	17-0088		Driveshaft		M/T	23		23	82	83		80	61	585	9
	1/94-12/95		L	17-0251		Driveshaft			25		23	86	83		90	61	590	16
	1/92-1/94		R	17-0089		Driveshaft		M/T	23		23	82	83		80	61	860	9
	1/94-12/95		R	17-0252		Driveshaft			25		23	86	83		90	61	875	16
	1/94-12/95		L	17-0253	56	Driveshaft			25		23	86	83		90	61	590	9
	1/94-12/95		R	17-0254	56	Driveshaft			25		28	86	83		90	61	875	9
1.8 XR2i 16v (96 kW)	1/94-12/95			15-1125		Joint Kit	X		25	22	56,6	84	55,5					3
	2/92-1/94			15-1156		Joint Kit	X	M/T	23	22	48	84	51					3
	1/92-1/94		L	17-0088		Driveshaft		M/T	23		23	82	83		80	61	585	9
	1/92-1/94		R	17-0089		Driveshaft		M/T	23		23	82	83		80	61	860	9
1.8D (44 kW)	4/89-1/94			15-1156		Joint Kit	X	M/T	23	22	48	84	51					3
	1/94-12/95			15-1192		Joint Kit	X	M/T	25	22	56,6	81	55,5					3
	4/89-1/94		L	17-0088		Driveshaft		M/T, Eng. RTC, RTD, RTG	23		23	82	83		80	61	585	9
	1/94-8/95		L	17-0251		Driveshaft			25		23	86	83		90	61	590	16
	4/89-1/94		R	17-0089		Driveshaft		M/T, Eng. RTC, RTD, RTG	23		23	82	83		80	61	860	9
	1/94-8/95		R	17-0252		Driveshaft			25		23	86	83		90	61	875	16
	1/94-8/95		L	17-0253	56	Driveshaft			25		23	86	83		90	61	590	9

Per ordinare i GIUNTI senza KIT, sostituire il primo numero dopo il precodice con 0 mantenendo invariate le ultime 3 cifre. (Es:15-1001 c/KIT=15-0001 senza KIT / 16-1001 c/KIT =16-0001 senza KIT)
 By request we supply outer and inner CVJ without KIT (Eg.:15-1001 with KIT=15-0001 without KIT / 16-1001 with KIT =16-0001 without KIT)

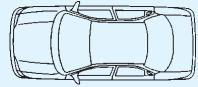


Legenda quote dimensionali vedi pagina I
 Legenda of dimensions see page I

		CHASSIS	L/R	METELLI ref.	ABS	DESCRIP-TION			INFO	A	B	C	D	E	F	H	I	L	Fig
FORD EUROPE																			
Fiesta, Courier III																			
1.8D (44 kW)	1/94-8/95		R	17-0254	56	Driveshaft				25		28	86	83		90	61	875	9
1.8TD (57 kW)	1/94-8/95			15-1192		Joint Kit	X			25	22	56,6	81	55,5					3
	1/94-8/95		L	17-0251		Driveshaft				25		23	86	83		90	61	590	16
	1/94-8/95		R	17-0252		Driveshaft				25		23	86	83		90	61	875	16
	1/94-8/95		L	17-0253	56	Driveshaft				25		23	86	83		90	61	590	9
	1/94-8/95		R	17-0254	56	Driveshaft				25		28	86	83		90	61	875	9
Fiesta, Courier IV																			
1.2 16v (55 kW)	1/96-01			15-1192		Joint Kit	X	M/T		25	22	56,6	81	55,5					3
	8/95-01			17-0263		Driveshaft				25			86		32	90		510	7
1.3 (37-44 kW)	1/96-01			15-1283		Joint Kit	X			25	20	56,6	72	56					3
1.4i 16v (66 kW)	4/96-01			15-1192		Joint Kit	X	M/T		25	22	56,6	81	55,5					3
	8/95-01			17-0263		Driveshaft				25			86		32	90		510	7
1.8D (44 kW)	1/96-01			15-1192		Joint Kit	X	M/T		25	22	56,6	81	55,5					3
	8/95-01			17-0263		Driveshaft				25			86		32	90		510	7
1.8TD (66 kW)	99-01			15-1192		Joint Kit	X			25	22	56,6	81	55,5					3
Focus, SW																			
1.4 16v (55 kW)	98-			15-1354		Joint Kit	X			25	23	53,2	82	55					1
	10/98-		L	17-0372		Driveshaft		G.Box BE/IB5		26		23	82	72		89	62	635	
	10/98-		R	17-0373		Driveshaft		G.Box BE/IB5		26		23	82	72		89	371	932	
1.6 16v (74 kW)	98-			15-1354		Joint Kit	X			25	23	53,2	82	55					1
	10/98-		L	17-0372		Driveshaft		G.Box BE/IB5		26		23	82	72		89	62	635	
	10/98-		R	17-0373		Driveshaft		G.Box BE/IB5		26		23	82	72		89	371	932	
1.8 16v (85 kW)	98-			15-1354		Joint Kit	X			25	23	53,2	82	55					1
	10/98-		L	17-0372		Driveshaft		G.Box BE/IB5		26		23	82	72		89	62	635	
	10/98-		R	17-0373		Driveshaft		G.Box BE/IB5		26		23	82	72		89	371	932	

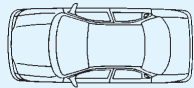
Per ordinare i GIUNTI senza KIT, sostituire il primo numero dopo il precodice con 0 mantenendo invariate le ultime 3 cifre. (Es:15-1001 c/KIT=15-0001 senza KIT / 16-1001 c/KIT =16-0001 senza KIT)
 By request we supply outer and inner CVJ without KIT (Eg.:15-1001 with KIT=15-0001 without KIT / 16-1001 with KIT =16-0001 without KIT)

Legenda quote dimensionali vedi pagina I
Legenda of dimensions see page I



		CHASSIS	L/R	METELLI ref.	ABS	DESCRIP- TION		INFO	A	B	C	D	E	F	H	I	L	Fig
FORD EUROPE Focus, SW 1.8D, TD (55-66 kW)	98-			15-1354		Joint Kit	X		25	23	53,2	82	55					1
	10/98		L	17-0374		Driveshaft		G.Box MTX75	26		26	82	80		89	69	614	
	10/98-		R	17-0375		Driveshaft		G.Box MTX75	26		26	82	80		89	391	945	
2.0 16v (96 kW)	98-			15-1354		Joint Kit	X		25	23	53,2	82	55					1
	10/98-		L	17-0374		Driveshaft		G.Box MTX75	26		26	82	80		89	69	614	
	10/98-		R	17-0375		Driveshaft		G.Box MTX75	26		26	82	80		89	391	945	
Galaxy 1.9TDI (66-81 kW)	2/96-4/00			15-1389	48	Joint Kit	X		38	27	60	98	34					2
	2/96-4/00		L	17-0266	48	Driveshaft			38		34	98	112		34		545	
	2/96-4/00		R	17-0267	48	Driveshaft			38	35		98	104		34	40	555	18
2.0i (85 kW)	11/95-3/00			15-1389	48	Joint Kit	X		38	27	60	98	34					2
	11/95-3/00		L	17-0266	48	Driveshaft			38		34	98	112		34		545	
	11/95-3/00		R	17-0267	48	Driveshaft			38	35		98	104		34	40	555	18
2.3 16v (107 kW)	1/97-			15-1389	48	Joint Kit	X		38	27	60	98	34					2
	1/97-		L	17-0266	48	Driveshaft			38		34	98	112		34		545	
	1/97-		R	17-0267	48	Driveshaft			38	35		98	104		34	40	555	18
2.8 V6, 4x4 (128 kW)	11/95-4/00			15-1389	48	Joint Kit	X		38	27	60	98	34					2
	11/95-4/00		L	17-0266	48	Driveshaft			38		34	98	112		34		545	
	11/95-4/00		R	17-0267	48	Driveshaft			38	35		98	104		34	40	555	18
Granada I-II 1.6 (55 kW)	81-85			16-1005		Joint Kit	X	X M/T		25		100						
	1/72-85			16-1005		Joint Kit	X	X M/T		25		100						
	2.0 (66 kW)			16-1005		Joint Kit	X	X M/T		25		100						
	2.1D (46 kW)			16-1005		Joint Kit	X	X M/T		25		100						

Per ordinare i GIUNTI senza KIT, sostituire il primo numero dopo il precodice con 0 mantenendo invariate le ultime 3 cifre. (Es.:15-1001 c/KIT=15-0001 senza KIT / 16-1001 c/KIT =16-0001 senza KIT)
By request we supply outer and inner CVJ without KIT (Eg.:15-1001 with KIT=15-0001 without KIT / 16-1001 with KIT =16-0001 without KIT)

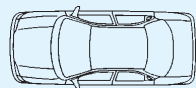


Legenda quote dimensionali vedi pagina I
 Legenda of dimensions see page I

		CHASSIS	L/R	METELLI ref.	ABS	DESCRIP-TION			INFO	A	B	C	D	E	F	H	I	L	Fig
FORD EUROPE																			
Granada I-II																			
2.3 (79-82-84 kW)	1/72-85			16-1005		Joint Kit	X	X	M/T		25		100						
2.5D (51 kW)	8/82-8/85			16-1005		Joint Kit	X	X	M/T		25		100						
2.8 (97-99-108-110-118 kW)	8/77-85			16-1005		Joint Kit	X	X	M/T		25		100						
Ka																			
1.3i (37-44 kW)	9/96-			15-1283		Joint Kit	X			25	20	56,6	72	56					3
	96-		L	17-0162		Driveshaft				25		23	72	83		90	61	590	3
	96-		R	17-0163		Driveshaft				25		23	72	83		90	61	865	3
Mondeo, SW I																			
1.6i 16v (65-66 kW)	6/93-8/96			15-1201	44	Joint Kit	X		M/T	27	30	57	82	59					2
	1/93-		L	17-0255		Driveshaft				27			82	87	26	92	93	620	3
	1/93-		R	17-0256		Driveshaft				27	34		82	87		92	40	570	8
	1/93-		L	17-0257	44	Driveshaft				27		26	82	87		92	93	620	3
	1/93-		R	17-0258	44	Driveshaft				27	34		82	87		92	40	570	8
1.8i 16v (82-85 kW)																			
	6/93-12/94			15-1202		Joint Kit	X		A/T	27	25	54,3	87	59					2
	6/93-12/94			15-1200	44	Joint Kit	X		A/T	27	25	57	87	59					2
	12/94-8/96			15-1201	44	Joint Kit	X		A/T+M/T	27	30	57	82	59					2
	1/93-		L	17-0255		Driveshaft				27			82	87	26	92	93	620	3
	1/93-		R	17-0256		Driveshaft				27	34		82	87		92	40	570	8
	1/93-		L	17-0257	44	Driveshaft				27		26	82	87		92	93	620	3
	1/93-		R	17-0258	44	Driveshaft				27	34		82	87		92	40	570	8
1.8TD (65-66 kW)																			
	9/93-8/96			15-1202		Joint Kit	X		M/T	27	25	54,3	87	59					2
	9/93-8/96			15-1200	44	Joint Kit	X		M/T	27	25	57	87	59					2
	9/93-		L	17-0259		Driveshaft				27		26	87	87		92	93	620	3
	9/93-		R	17-0260		Driveshaft				27	34		87	87		92	40	570	8

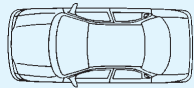
Per ordinare i GIUNTI senza KIT, sostituire il primo numero dopo il precodice con 0 mantenendo invariate le ultime 3 cifre. (Es:15-1001 c/KIT=15-0001 senza KIT / 16-1001 c/KIT =16-0001 senza KIT)
 By request we supply outer and inner CVJ without KIT (Eg.:15-1001 with KIT=15-0001 without KIT / 16-1001 with KIT =16-0001 without KIT)

Legenda quote dimensionali vedi pagina I
Legenda of dimensions see page I



		CHASSIS	L/R	METELLI ref.	ABS	DESCRIP- TION		INFO	A	B	C	D	E	F	H	I	L	Fig
FORD EUROPE																		
Mondeo, SW I																		
1.8TD (65-66 kW)	9/93-		L	17-0261	44	Driveshaft			27		26	87	87		92	93	620	3
	9/93-		R	17-0262	44	Driveshaft			27	34		87	87		92	40	570	8
2.0i 16v, 4WD (97-100 kW)	6/93-12/94			15-1202		Joint Kit	X	A/T, FWD	27	25	54,3	87	59					2
	6/93-12/94			15-1200	44	Joint Kit	X	A/T, FWD	27	25	57	87	59					2
	12/94-8/96			15-1201	44	Joint Kit	X	A/T+M/T, FWD	27	30	57	82	59					2
	1/93-		L	17-0255		Driveshaft		FWD	27			82	87	26	92	93	620	3
	1/93-		R	17-0256		Driveshaft		FWD	27	34		82	87		92	40	570	8
	1/93-		L	17-0257	44	Driveshaft		FWD	27		26	82	87		92	93	620	3
	1/93-		R	17-0258	44	Driveshaft		FWD	27	34		82	87		92	40	570	8
2.5i 24v (125 kW)	7/94-8/96			15-1202		Joint Kit	X	A/T+M/T	27	25	54,3	87	59					2
	7/94-8/96			15-1200	44	Joint Kit	X	A/T+M/T	27	25	57	87	59					2
	9/93-		L	17-0259		Driveshaft			27		26	87	87		92	93	620	3
	9/93-		R	17-0260		Driveshaft			27	34		87	87		92	40	570	8
	9/93-		L	17-0261	44	Driveshaft			27		26	87	87		92	93	620	3
	9/93-		R	17-0262	44	Driveshaft			27	34		87	87		92	40	570	8
Mondeo, SW II																		
1.6, 16v (66-70 kW)	96-11/00			15-1201	44	Joint Kit	X		27	30	57	82	59					2
1.8 (85 kW)	96-11/00			15-1201	44	Joint Kit	X		27	30	57	82	59					2
1.8TD (66 kW)	96-			15-1200	44	Joint Kit	X	M/T	27	25	57	87	59					2
2.0 (96 kW)	96-11/00			15-1201	44	Joint Kit	X		27	30	57	82	59					2
2.5 24v V6 (125 kW)	96-			15-1200	44	Joint Kit	X	M/T	27	25	57	87	59					2
Orion I																		
1.3 (51 kW)	7/83-3/86			15-1014		Joint Kit	X	M/T	23	22	55	84	61					3
1.6, i (58-72 kW)	7/83-3/86			15-1014		Joint Kit	X		23	22	55	84	61					3

Per ordinare i GIUNTI senza KIT, sostituire il primo numero dopo il precodice con 0 mantenendo invariate le ultime 3 cifre. (Es.:15-1001 c/KIT=15-0001 senza KIT / 16-1001 c/KIT =16-0001 senza KIT)
By request we supply outer and inner CVJ without KIT (Eg.:15-1001 with KIT=15-0001 without KIT / 16-1001 with KIT =16-0001 without KIT)



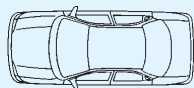
Legenda quote dimensionali vedi pagina I
 Legenda of dimensions see page I

		CHASSIS	L/R	METELLI ref.	ABS	DESCRIP-TION			INFO	A	B	C	D	E	F	H	I	L	Fig
FORD EUROPE																			
Orion I 1.6D (40 kW)				15-1014		Joint Kit	X			23	22	55	84	61					3
Orion II 1.3 (44-51 kW)	12/85-8/90			15-1014		Joint Kit	X			23	22	55	84	61					3
	12/85-8/90			15-1037		Joint Kit	X			23	20	50	72	61					3
	12/85-8/90			16-1007		Joint Kit		X		23	20	40	75						
1.6 (66-77 kW)	12/85-7/90			15-1014		Joint Kit	X			23	22	55	84	61					3
1.6D (40 kW)	12/85-7/90			15-1014		Joint Kit	X			23	22	55	84	61					3
1.8D (44 kW)	1/89-7/90			15-1014		Joint Kit	X			23	22	55	84	61					3
Orion III 1.3 (44 kW)	7/90-7/93			15-1041		Joint Kit	X	M/T		23	20	60	72	50					3
	7/90-7/93			15-1156		Joint Kit	X	M/T		23	22	48	84	51					3
1.4 (52 kW)	7/90-7/93			15-1125		Joint Kit	X	M/T		25	22	56,6	84	55,5					3
	7/90-7/93			15-1156		Joint Kit	X	M/T		23	22	48	84	51					3
1.6i 16v (66-77 kW)	7/90-7/93			15-1125		Joint Kit	X	M/T		25	22	56,6	84	55,5					3
1.8 i 16v (77-96 kW)	2/92-7/93			15-1125		Joint Kit	X	M/T		25	22	56,6	84	55,5					3
	2/92-7/93			15-1198		Joint Kit	X	M/T		25	25	56,6	90	56					3
	2/92-9/94		L	17-0090		Driveshaft		M/T, G.Box MTX75		25		23	90	84		90	61	600	3
	1/93-		L	17-0249		Driveshaft		G.Box MTX		25		23	86	83		90	61	610	16
	2/92-9/94		R	17-0091		Driveshaft		M/T, G.Box MTX75		25		23	90	84		90	61	910	3
1/93-		R	17-0250		Driveshaft		G.Box MTX		25		23	86	83		90	61	905	16	
1.8D (44 kW)	11/90-7/93			15-1125		Joint Kit	X	M/T		25	22	56,6	84	55,5					3
	9/90-12/92		L	17-0249		Driveshaft		G.Box MTX		25		23	86	83		90	61	610	16
	9/90-12/92		R	17-0250		Driveshaft		G.Box MTX		25		23	86	83		90	61	905	16
1.8TD (66 kW)	3/92-7/93			15-1198		Joint Kit	X	M/T		25	25	56,6	90	56					3

Per ordinare i GIUNTI senza KIT, sostituire il primo numero dopo il precodice con 0 mantenendo invariate le ultime 3 cifre. (Es:15-1001 c/KIT=15-0001 senza KIT / 16-1001 c/KIT =16-0001 senza KIT)
 By request we supply outer and inner CVJ without KIT (Eg.:15-1001 with KIT=15-0001 without KIT / 16-1001 with KIT =16-0001 without KIT)

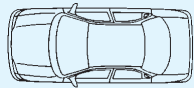
TRANSMISSIONS-ANTRIEBSWELLEN-TRANSMISSIONES

Legenda quote dimensionali vedi pagina I
Legenda of dimensions see page I



		CHASSIS	L/R	METELLI ref.	ABS	DESCRIP- TION		INFO	A	B	C	D	E	F	H	I	L	Fig
FORD EUROPE																		
Orion III																		
1.8TD (66 kW)	3/92-9/94		L	17-0090		Driveshaft		M/T, G.Box MTX75	25		23	90	84		90	61	600	3
	3/92-9/94		R	17-0091		Driveshaft		M/T, G.Box MTX75	25		23	90	84		90	61	910	3
Probe																		
2.2	88-12/92			15-1059		Joint Kit	X	A/T+M/T, (Exc. Turbo)	26	25	56	89,5	62					1
Puma																		
1.4 16v (66 kW)	11/97-			15-1192		Joint Kit	X	M/T	25	22	56,6	81	55,5					3
Scorpio, SW I																		
1.8 (66 kW)	8/85-12/94			16-1005		Joint Kit	X	X	M/T	25		100						
2.0 (74-77-85-88-92 kW)	8/85-12/94			16-1005		Joint Kit	X	X	A/T+M/T	25		100						
2.4 V6 (92-96 kW)	87-12/94			16-1005		Joint Kit	X	X	A/T+M/T	25		100						
2.5D (51 kW)	1/86-12/94			16-1005		Joint Kit	X	X	M/T	25		100						
2.5TD (68-85 kW)	1/86-12/94			16-1005		Joint Kit	X	X	M/T	25		100						
2.8 V6, 4WD (110 kW)	8/85-87			16-1005		Joint Kit	X	X	A/T+M/T, RWD	25		100						
2.9 V6, 24v, 4WD (107-110-143 kW)	87-12/94			16-1005		Joint Kit	X	X	A/T+M/T, RWD	25		100						
Scorpio, SW II																		
2.0 (85 kW)	10/94-			16-1005		Joint Kit	X	X	A/T+M/T	25		100						
Sierra																		
2.0 Cosworth 16v	88-93			16-1005		Joint Kit	X	X	Eng. N5A T16	25		100						

Per ordinare i GIUNTI senza KIT, sostituire il primo numero dopo il precodice con 0 mantenendo invariate le ultime 3 cifre. (Es.:15-1001 c/KIT=15-0001 senza KIT / 16-1001 c/KIT =16-0001 senza KIT)
By request we supply outer and inner CVJ without KIT (Eg.:15-1001 with KIT=15-0001 without KIT / 16-1001 with KIT =16-0001 without KIT)

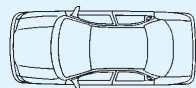


Legenda quote dimensionali vedi pagina I
 Legenda of dimensions see page I

		CHASSIS	L/R	METELLI ref.	ABS	DESCRIP-TION			INFO	A	B	C	D	E	F	H	I	L	Fig
FORD USA																			
Festiva																			
1.3				15-1261		Joint Kit	X		Eng. DAJ, DA3 DOHC	24	20	52	72	56					1
All models				15-1171		Joint Kit	X		(Exc. 1.3)	24	19	52	71	56					1
Probe I-II																			
2.0				15-1268		Joint Kit	X		M/T, Usa	28	23	56	87	63					2
2.0 16v (85 kW)	10/93-			15-1291		Joint Kit	X		Mod. ECP	28	26	56	94	62,5					2
	10/93-			15-1328	44	Joint Kit	X		Mod. ECP	28	26	56	94						2
2.2				15-1059		Joint Kit	X		A/T+M/T, (Exc. Turbo)	26	25	56	89,5	62					1
2.2 Turbo 100LAC	88-92			15-1291		Joint Kit	X		Usa	28	26	56	94	62,5					2
	88-92			15-1328	44	Joint Kit	X		Usa	28	26	56	94						2
2.5 V6	93-99			15-1291		Joint Kit	X		M/T, Usa	28	26	56	94	62,5					2
	93-99			15-1328	44	Joint Kit	X		M/T, Usa	28	26	56	94						2
3.0	90-92			15-1291		Joint Kit	X		A/T, Usa, 100LAC	28	26	56	94	62,5					2
	90-92			15-1328	44	Joint Kit	X		A/T, Usa, 100LAC	28	26	56	94						2
Telstar																			
1.6				15-1059		Joint Kit	X		Eng. B6/F8	26	25	56	89,5	62					1
1.8	9/87-92			15-1059		Joint Kit	X		Eng. B6/F8	26	25	56	89,5	62					1
	7/94-8/97			15-1268		Joint Kit	X		M/T, Mod. CG2PP Eng. FP	28	23	56	87	63					2
2.0	9/87-92			15-1059		Joint Kit	X		A/T, Eng. FE/RF (Exc. Turbo)	26	25	56	89,5	62					1
	10/91-1/96			15-1268		Joint Kit	X		A/T, 4Sp., Mod. GEEP Eng. KF	28	23	56	87	63					2
	10/91-7/94			15-1268		Joint Kit	X		M/T, Mod. GEEP Eng. KF	28	23	56	87	63					2
2.0D	4/92-10/95			15-1268		Joint Kit	X		A/T, 4Sp., Mod. GEFP Eng. RF	28	23	56	87	63					2
	4/92-7/94			15-1268		Joint Kit	X		M/T, Mod. GEFP Eng. RF	28	23	56	87	63					2
2.2				15-1059		Joint Kit	X		A/T, Eng. FE/RF (Exc. Turbo)	26	25	56	89,5	62					1

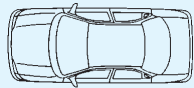
Per ordinare i GIUNTI senza KIT, sostituire il primo numero dopo il precodice con 0 mantenendo invariate le ultime 3 cifre. (Es:15-1001 c/KIT=15-0001 senza KIT / 16-1001 c/KIT =16-0001 senza KIT)
 By request we supply outer and inner CVJ without KIT (Eg.:15-1001 with KIT=15-0001 without KIT / 16-1001 with KIT =16-0001 without KIT)

Legenda quote dimensionali vedi pagina I
 Legenda of dimensions see page I



		CHASSIS	L/R	METELLI ref.	ABS	DESCRIP- TION		INFO	A	B	C	D	E	F	H	I	L	Fig
FORD USA																		
Tracer All models	87-			15-1024		Joint Kit	X	A/T+M/T	24	22	52	79	56					1
FORD USA MERCURY																		
Topaz All models	86-91			15-1357		Joint Kit	X	A/T, 4-5Sp., Inc. Mexico	26	24	51	90	59					2
GEO (GM)																		
Metro All models	88-89			15-1080		Joint Kit	X	Mod. 75AC	23	19	44	72	65					1
	89-93			15-1114		Joint Kit	X	Mod. 75LAC	23	19	49	71,5	66					1
Prizm All models	1/89-12/92			15-1078		Joint Kit	X	(Exc. 1.6 16v) Gsi	26	29	56	84	59,5					3
Storm 1.6 SOHC	90-93		L	15-1075		Joint Kit	X	Mod. 82LAC, NSK21	22	22	50	79	61					2
	90-93		R	15-1076		Joint Kit	X	Mod. 82LAC, NSK21	22	21	50	74,6	61					1
GMB BRAZIL																		
Ipanema 1.8	9/93-			15-1008		Joint Kit	X	A/T+M/T	33	25	52,35	90	59					3
	2.0	9/93-		15-1008		Joint Kit	X	M/T	33	25	52,35	90	59					3

Per ordinare i GIUNTI senza KIT, sostituire il primo numero dopo il precodice con 0 mantenendo invariate le ultime 3 cifre. (Es:15-1001 c/KIT=15-0001 senza KIT / 16-1001 c/KIT =16-0001 senza KIT)
 By request we supply outer and inner CVJ without KIT (Eg.:15-1001 with KIT=15-0001 without KIT / 16-1001 with KIT =16-0001 without KIT)

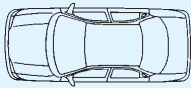




Legenda quote dimensionali vedi pagina I
 Legenda of dimensions see page I

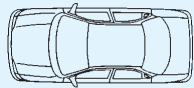
		CHASSIS	L/R	METELLI ref.	ABS	DESCRIP-TION			INFO	A	B	C	D	E	F	H	I	L	Fig
GMB BRAZIL																			
Kadett																			
1.8	9/93-			15-1008		Joint Kit	X		A/T+M/T	33	25	52,35	90	59					3
2.0	9/93-			15-1008		Joint Kit	X		M/T	33	25	52,35	90	59					3
Monza																			
1.8	9/93-			15-1008		Joint Kit	X		A/T	33	25	52,35	90	59					3
2.0	9/93-			15-1008		Joint Kit	X		A/T+M/T	33	25	52,35	90	59					3
Vectra																			
1.8	9/93-			15-1008		Joint Kit	X			33	25	52,35	90	59					3
2.0	9/93-			15-1008		Joint Kit	X			33	25	52,35	90	59					3
HOLDEN AUSTRALIA																			
Astra																			
1.5	84-6/87			15-1028		Joint Kit	X		Mod. LB Eng. E15	24	22	52	79,2	60,7					2
1.6	84-6/87			15-1028		Joint Kit	X		Mod. LC Eng. E16S	24	22	52	79,2	60,7					2
	7/87-89			15-1136		Joint Kit	X		Mod. LD	25	25	52,2	89,6	56					2
1.8	7/87-89			15-1136		Joint Kit	X		Mod. LD	25	25	52,2	89,6	56					2
Barina																			
1.3	86-94			15-1068		Joint Kit	X		Mod. MH-ML Eng. 13B	23	19	44	72	65					1
	2/85-12/94			15-1080		Joint Kit	X		Mod. MB Eng. 13A	23	19	44	72	65					1
Camira																			
1.6	82-84			15-1008		Joint Kit	X		Mod. JB Eng. Opel	33	25	52,35	90	59					3

Per ordinare i GIUNTI senza KIT, sostituire il primo numero dopo il precodice con 0 mantenendo invariate le ultime 3 cifre. (Es:15-1001 c/KIT=15-0001 senza KIT / 16-1001 c/KIT =16-0001 senza KIT)
 By request we supply outer and inner CVJ without KIT (Eg.:15-1001 with KIT=15-0001 without KIT / 16-1001 with KIT =16-0001 without KIT)

Legenda quote dimensionali vedi pagina I
Legenda of dimensions see page I

												Legenda quote dimensionali vedi pagina I Legenda of dimensions see page I									
			CHASSIS	L/R	METELLI ref.	ABS	DESCRIP- TION		INFO	A	B	C	D	E	F	H	I	L	Fig		
HOLDEN AUSTRALIA																					
Gemini																					
1.5				15-1075		Joint Kit	X	Mod. RB Eng. 4XC1	22	22	50	79	61						2		
			L	15-1075		Joint Kit	X	Mod. RB Eng. 4XC1	22	22	50	79	61						2		
			R	15-1076		Joint Kit	X	Mod. RB Eng. 4XC1	22	21	50	74,6	61						1		
Nova																					
1.4				15-1030		Joint Kit	X	Mod. LE-LF Eng. 4A	26	23	56	82	60						2		
1.6				15-1030		Joint Kit	X	Mod. LE-LF Eng. 6A	26	23	56	82	60						2		
1.8				15-1030		Joint Kit	X	Mod. LE-LF Eng. 7A	26	23	56	82	60						2		
HONDA																					
Accord I (SC, SJ, SM, SV, SY)																					
1.6 (59 kW)				15-1010		Joint Kit	X	A/T+M/T, Mod. SJ, SM, SL Eng. EF	23	22	45	79,4	54						1		
				15-1010		Joint Kit	X	A/T+M/T, Mod. SY Eng. EG, EL	23	22	45	79,4	54						1		
				15-1011		Joint Kit	X	A/T+M/T, Mod. SM120 Eng. EP	23	22	45	79,4	55						1		
				15-1079		Joint Kit	X	A/T+M/T, Mod. SV, SY, SZ, SM200 Eng. EP	24	30	45	81,3	49						1		
1.8 (63 kW)				15-1010		Joint Kit	X	Eng. EK	23	22	45	79,4	54						1		
				15-1079		Joint Kit	X	Eng. EK	24	30	45	81,3	49						1		
3, 4 Door				15-1079		Joint Kit	X	Usa	24	30	45	81,3	49						1		
All models				15-1010		Joint Kit	X	Usa, (Exc. 82AC)	23	22	45	79,4	54						1		
				15-1099		Joint Kit	X	Usa	24	22	45	79,4	54,7						1		
Accord II																					
SEi																					
				15-1071		Joint Kit	X	Usa	24	30	47,2	81	49						1		
				15-1101		Joint Kit	X	Usa	26	32	49	87	52						1		

Per ordinare i GIUNTI senza KIT, sostituire il primo numero dopo il precodice con 0 mantenendo invariate le ultime 3 cifre. (Es:15-1001 c/KIT=15-0001 senza KIT / 16-1001 c/KIT =16-0001 senza KIT)
By request we supply outer and inner CVJ without KIT (Eg.:15-1001 with KIT=15-0001 without KIT / 16-1001 with KIT =16-0001 without KIT)

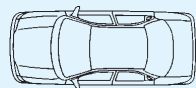


Legenda quote dimensionali vedi pagina I
 Legenda of dimensions see page I

		CHASSIS	L/R	METELLI ref.	ABS	DESCRIP-TION			INFO	A	B	C	D	E	F	H	I	L	Fig
HONDA																			
Accord II (AC, AD)																			
1.6 (69 kW)				15-1071		Joint Kit	X		A/T+M/T, Eng. EY	24	30	47,2	81	49					1
1.6 EX, H-Back (65 kW)				15-1071		Joint Kit	X		A/T+M/T, Mod. AC Eng. EZ	24	30	47,2	81	49					1
1.8 (81 kW)				15-1113		Joint Kit	X		A/T+M/T, Eng. ES	26	32	49	87	52					1
1.8 EX (74 kW)				15-1113		Joint Kit	X		A/T+M/T, Eng. ET1	26	32	49	87	52					1
Accord III																			
1.6 (65 kW)				15-1054		Joint Kit	X		Mod. CA4 Eng. A16A1	26	30	49	82	53					1
1.8 (90 kW)				15-1054		Joint Kit	X		A/T+M/T, Mod. CA1 Eng. A18A	26	30	49	82	53					1
2.0 16v (98-101 kW)				15-1053		Joint Kit	X		A/T+M/T, Mod. CA5 Eng. B20A2, 8	26	32	55	86,6	51					1
				15-1053A	50	Joint Kit	X		A/T+M/T, Mod. CA5 Eng. B20A2, 8	26	32	55	91	51					1
All models				15-1101		Joint Kit	X		Usa	26	32	49	87	52					1
Accord III, Aerodeck																			
1.8 (81 kW)				15-1045		Joint Kit	X		A/T+M/T, Mod. CA2, 5, 6 Eng. B18A	26	32	49	86,6	51					1
				15-1250	100	Joint Kit	X		A/T+M/T, Mod. CA2, 5, 6 Eng. B18A	26	32	49	96	54					1
2.0 EX (75-76-78-85-90 kW)				15-1045		Joint Kit	X		Mod. CA3, 5 Eng. B20A, A20A1, 2, 3, 4	26	32	49	86,6	51					1
				15-1250	100	Joint Kit	X		Mod. CA3, 5 Eng. B20A, A20A1, 2, 3, 4	26	32	49	96	54					1
Accord IV																			
1.8 (74 kW)				15-1073		Joint Kit	X			28	34	60	95	57					1
				15-1074		Joint Kit	X			28	34	60	95,6	57					1
				15-1073A	50	Joint Kit	X			28	34	60	98	57					1
				15-1074A	50	Joint Kit	X			28	34	60	98	57					1
2.0 (99-100 kW)				15-1073		Joint Kit	X			28	34	60	95	57					1
				15-1074		Joint Kit	X			28	34	60	95,6	57					1

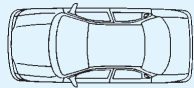
Per ordinare i GIUNTI senza KIT, sostituire il primo numero dopo il precodice con 0 mantenendo invariate le ultime 3 cifre. (Es:15-1001 c/KIT=15-0001 senza KIT / 16-1001 c/KIT =16-0001 senza KIT)
 By request we supply outer and inner CVJ without KIT (Eg.:15-1001 with KIT=15-0001 without KIT / 16-1001 with KIT =16-0001 without KIT)

Legenda quote dimensionali vedi pagina I
Legenda of dimensions see page I



		CHASSIS	L/R	METELLI ref.	ABS	DESCRIP- TION		INFO	A	B	C	D	E	F	H	I	L	Fig
HONDA																		
Accord IV																		
2.0 (99-100 kW)	8/89-93			15-1073A	50	Joint Kit	X		28	34	60	98	57					1
	8/89-93			15-1074A	50	Joint Kit	X		28	34	60	98	57					1
All models	90-96			15-1131		Joint Kit	X	Usa	28	32	60	97	59,7					1
	90-96			15-1131A	50	Joint Kit	X	Usa	28	32	60	100	59,7					1
Accord IV, Aerodeck																		
1.8 (74 kW)	1/90-2/93			15-1131		Joint Kit	X	A/T+M/T, Mod. CB1, 2 Eng. F18A	28	32	60	97	59,7					1
	1/90-2/93			15-1131A	50	Joint Kit	X	A/T+M/T, Mod. CB1, 2 Eng. F18A	28	32	60	100	59,7					1
2.0 16v (66-81-98 kW)	1/90-2/93			15-1131		Joint Kit	X	Mod. CB3, CC9 Eng. F20A2, 4, 6, F20Z3	28	32	60	97	59,7					1
	1/90-2/93			15-1131A	50	Joint Kit	X	Mod. CB3, CC9 Eng. F20A2, 4, 6, F20Z3	28	32	60	100	59,7					1
2.2 16v (108-110 kW)	1/90-2/93			15-1131		Joint Kit	X	A/T+M/T, Mod. CB7, 8 Eng. F22A3, 7, 8	28	32	60	97	59,7					1
	1/90-2/93			15-1131A	50	Joint Kit	X	A/T+M/T, Mod. CB7, 8 Eng. F22A3, 7, 8	28	32	60	100	59,7					1
Accord V, Aerodeck																		
1.8 (74 kW)	3/93-96			15-1131		Joint Kit	X	Mod. CD3 Eng. F18B	28	32	60	97	59,7					1
	3/93-96			15-1131A	50	Joint Kit	X	Mod. CD3 Eng. F18B	28	32	60	100	59,7					1
2.0i, S (85-96 kW)	3/93-1/96			15-1131		Joint Kit	X	Mod. CC7, CE2, CD4 Eng. F20Z1, 2, B3	28	32	60	97	59,7					1
	3/93-1/96			15-1131A	50	Joint Kit	X	Mod. CC7, CE2, CD4 Eng. F20Z1, 2, B3	28	32	60	100	59,7					1
2.2 Aerodeck (110 kW)	9/93-96			15-1131		Joint Kit	X	Mod. CE1, CD5, 6, 7 Eng. F22B5, H22A	28	32	60	97	59,7					1
	9/93-96			15-1131A	50	Joint Kit	X	Mod. CE1, CD5, 6, 7 Eng. F22B5, H22A	28	32	60	100	59,7					1
Accord VI																		
1.9 (85 kW)	2/96-98			15-1284	50	Joint Kit	X	Mod. CE7 Eng. F19A3	28	32	60	98	61					2
2.0 (96 kW)	2/96-98			15-1284	50	Joint Kit	X	Mod. CE8 Eng. F20Z1	28	32	60	98	61					2
2.0TD (77 kW)	2/96-98			15-1284	50	Joint Kit	X	Mod. CF1 Eng. F20T2N	28	32	60	98	61					2
2.2 (110 kW)	2/96-98			15-1284	50	Joint Kit	X	Mod. CE9 Eng. F22Z2	28	32	60	98	61					2

Per ordinare i GIUNTI senza KIT, sostituire il primo numero dopo il precodice con 0 mantenendo invariate le ultime 3 cifre. (Es:15-1001 c/KIT=15-0001 senza KIT / 16-1001 c/KIT =16-0001 senza KIT)
By request we supply outer and inner CVJ without KIT (Eg.:15-1001 with KIT=15-0001 without KIT / 16-1001 with KIT =16-0001 without KIT)

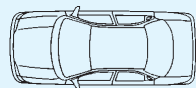


Legenda quote dimensionali vedi pagina I
 Legenda of dimensions see page I

		CHASSIS	L/R	METELLI ref.	ABS	DESCRIPTION			INFO	A	B	C	D	E	F	H	I	L	Fig
HONDA																			
Ballade																			
1.3 (55 kW)				15-1086		Joint Kit	X		Mod. EF1 Eng. D13B	23	27	49	82,5	51					1
1.3 (59 kW)				15-1086		Joint Kit	X		Mod. AG, AJ, VJ Eng. EV	23	27	49	82,5	51					1
1.5 (67-78 kW)	84-10/86			15-1044		Joint Kit	X		A/T+M/T, Mod. AH, AK Eng. EW	23	30	49	82,5	54					1
	1/87-			15-1045		Joint Kit	X		A/T+M/T, Eng. EW	26	32	49	86,6	51					1
1.5 4WD (66-69 kW)	87-92			15-1054		Joint Kit	X		FWD, Mod. EF2, EF6 Eng. D15B	26	30	49	82	53					1
	87-92		L	15-1101		Joint Kit	X		FWD, Mod. EF4, 5 Eng. D15B	26	32	49	87	52					1
	87-92		R	15-1260		Joint Kit	X		FWD, Mod. EF4, 5 Eng. D15B	26	23	49	85	51					1
1.6 4WD (80-89 kW)	87-92		L	15-1101		Joint Kit	X		A/T+M/T, FWD, Mod. EF3, 4, 5, 7 Eng. ZC	26	32	49	87	52					1
	87-92		R	15-1260		Joint Kit	X		A/T+M/T, FWD, Mod. EF3, 4, 5, 7 Eng. ZC	26	23	49	85	51					1
1.6, DOHC (89-96 kW)	1/87-			15-1045		Joint Kit	X		A/T+M/T, Mod. AT, AU, AS Eng. EW, ZC	26	32	49	86,6	51					1
LS1 K600	91-95			15-1255		Joint Kit	X			26	30	55	89,5	51					1
	92-95			15-1337		Joint Kit	X		K600 LS1	26	30	55	82	53					2
City																			
1.2	86-			15-1086		Joint Kit	X		Mod. GA1 Eng. D12A	23	27	49	82,5	51					1
1.2 16v (55 kW)	83-86			15-1072		Joint Kit	X		Mod. VF 100 Eng. ER	23	27	45	82,6	51					1
1.3	86-			15-1044		Joint Kit	X		Mod. GA2 Eng. D13C	23	30	49	82,5	54					1
1.5				15-1299		Joint Kit	X		Taiwan, Mod. Type Z	26	22	55	84	51					2
Civic I																			
1.2	73-79			15-1010		Joint Kit	X		Usa, (Exc. 82AC)	23	22	45	79,4	54					1
1.2 (40-44 kW)	72-80			15-1010		Joint Kit	X		A/T+M/T, Mod. SB1, 2 Eng. EB1, 2, 3	23	22	45	79,4	54					1
	73-79			15-1054		Joint Kit	X		A/T+M/T, Mod. ED Eng. D12B	26	30	49	82	53					1
1.3 (33 kW)	73-83			15-1011		Joint Kit	X		Mod. SL Eng. EN2	23	22	45	79,4	55					1
1.3 (44-52 kW)	79-83			15-1010		Joint Kit	X		A/T+M/T, Mod. SL, SS Eng. EN1, 4, EJ	23	22	45	79,4	54					1

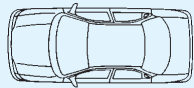
Per ordinare i GIUNTI senza KIT, sostituire il primo numero dopo il precodice con 0 mantenendo invariate le ultime 3 cifre. (Es:15-1001 c/KIT=15-0001 senza KIT / 16-1001 c/KIT =16-0001 senza KIT)
 By request we supply outer and inner CVJ without KIT (Eg.:15-1001 with KIT=15-0001 without KIT / 16-1001 with KIT =16-0001 without KIT)

Legenda quote dimensionali vedi pagina I
Legenda of dimensions see page I



		CHASSIS	L/R	METELLI ref.	ABS	DESCRIP- TION		INFO	A	B	C	D	E	F	H	I	L	Fig
HONDA																		
Civic I																		
1.5	80-83			15-1010		Joint Kit	X	Mod. AF, AH, SR100, ST100 Eng. EM, EW	23	22	45	79,4	54					1
	75-79			15-1010		Joint Kit	X	Mod. SH110, SK110, SE Eng. ED, EC	23	22	45	79,4	54					1
	75-83			15-1010		Joint Kit	X	Usa, (Exc. 82AC)	23	22	45	79,4	54					1
Civic II																		
1.3	84-87			15-1086		Joint Kit	X	Usa	23	27	49	82,5	51					1
1.3 (52-54 kW)	83-87			15-1086		Joint Kit	X	4Sp., Mod. AG, AJ, VJ, EF1 Eng. EV, D13B	23	27	49	82,5	51					1
1.5 5Sp. (62-75 kW)	84-87			15-1044		Joint Kit	X	A/T+M/T, Mod. AH, AK Eng. EW	23	30	49	82,5	54					1
1.5 4Sp.	84-87			15-1086		Joint Kit	X	Usa	23	27	49	82,5	51					1
1.5 5Sp.	84-87			15-1044		Joint Kit	X	Usa	23	30	49	82,5	54					1
Civic III																		
1.3 (52-54 kW)	87-92			15-1086		Joint Kit	X	4Sp., Mod. AG, AJ, VJ, EF1 Eng. EV, D13B	23	27	49	82,5	51					1
1.5 (67-70 kW)	87-92			15-1054		Joint Kit	X	A/T+M/T, 5Sp., Mod. EF2, EF6 Eng. D15B	26	30	49	82	53					1
1.5 4WD (67-70 kW)	87-92		L	15-1101		Joint Kit	X	FWD, Mod. EF4, 5 Eng. D15B	26	32	49	87	52					1
			R	15-1260		Joint Kit	X	FWD, Mod. EF4, 5 Eng. D15B	26	23	49	85	51					1
1.5 STD H-back 4Sp.	88-91			15-1086		Joint Kit	X	Usa	23	27	49	82,5	51					1
1.6 5Sp. (80 kW)	87-92			15-1054		Joint Kit	X	A/T+M/T	26	30	49	82	53					1
1.6 (92 kW)	84-86			15-1045		Joint Kit	X	Mod. AT, AU, AS Eng. ZC	26	32	49	86,6	51					1
	87-92			15-1101		Joint Kit	X	A/T+M/T, Mod. EF3, 7 Eng. ZC	26	32	49	87	52					1
1.6 4WD (92 kW)	87-92		L	15-1101		Joint Kit	X	A/T+M/T, FWD, Eng. ZC	26	32	49	87	52					1
			R	15-1260		Joint Kit	X	A/T+M/T, FWD, Eng. ZC	26	23	49	85	51					1
All models	88-91			15-1054		Joint Kit	X	Usa, (Exc. STD H-Back, 4WD)	26	30	49	82	53					1

Per ordinare i GIUNTI senza KIT, sostituire il primo numero dopo il precodice con 0 mantenendo invariate le ultime 3 cifre. (Es:15-1001 c/KIT=15-0001 senza KIT / 16-1001 c/KIT =16-0001 senza KIT)
By request we supply outer and inner CVJ without KIT (Eg.:15-1001 with KIT=15-0001 without KIT / 16-1001 with KIT =16-0001 without KIT)

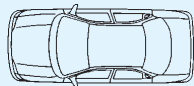


Legenda quote dimensionali vedi pagina I
 Legenda of dimensions see page I

		CHASSIS	L/R	METELLI ref.	ABS	DESCRIPTION			INFO	A	B	C	D	E	F	H	I	L	Fig	
HONDA																				
Civic IV																				
1.3 (55 kW)	91-10/95			15-1255		Joint Kit	X		Mod. EG7 Eng. D13B	26	30	55	89,5	51						1
1.3 16v (55 kW)	10/91-10/95			15-1251		Joint Kit	X		A/T+M/T, Mod. EG3 Eng. D13B2	26	30	55	80	51						1
1.5 (66 kW)	91-10/95			15-1255		Joint Kit	X		Mod. EG8 Eng. D15B	26	30	55	89,5	51						1
	92-95			15-1337		Joint Kit	X		K600 LS1	26	30	55	82	53						2
1.5 CX, DX, EX, LX, VX SOHC	92-94			15-1251		Joint Kit	X		Usa	26	30	55	80	51						1
1.5i 16v, VTec (69 kW)	10/91-10/95			15-1251		Joint Kit	X		A/T+M/T, Mod. EG4, 8 Eng. D15Z1	26	30	55	80	51						1
1.6 (118 kW)	92-10/95			15-1255		Joint Kit	X		Mod. EG9 Eng. E16A	26	30	55	89,5	51						1
1.6 16v VTec (92 kW)	10/91-10/95			15-1251		Joint Kit	X		A/T+M/T, Mod. EG5, EH9 Eng. D16Z6	26	30	55	80	51						1
VTec	93-96			15-1053		Joint Kit	X		Usa	26	32	55	86,6	51						1
	93-96			15-1053A	50	Joint Kit	X		Usa	26	32	55	91	51						1
Civic V																				
1.4 (55 kW)	95-01			15-1301	50	Joint Kit	X		Mod. EJ9 Eng. D14A3	26	28	55	91	52						1
1.4 (66 kW)	95-01			15-1301	50	Joint Kit	X		Mod. EJ9 Eng. D14A4	26	28	55	91	52						1
1.5 (84 kW)	95-01			15-1301	50	Joint Kit	X		Mod. EK3 Eng. D15Z6	26	28	55	91	52						1
1.6 (81 kW)	93-12/96			15-1255		Joint Kit	X		A/T, 4Sp., Usa, Mod. EJ1 Eng. D16A	26	30	55	89,5	51						1
1.6 (84 kW)	95-01			15-1301	50	Joint Kit	X		Mod. EK1 Eng. D16Y8	26	28	55	91	52						1
1.6 VTi (118 kW)	11/95-12/96			15-1255		Joint Kit	X		A/T+M/T, Mod. EK4 Eng. B16A2	26	30	55	89,5	51						1
LS1 K600	1/91-12/95			15-1255		Joint Kit	X			26	30	55	89,5	51						1
Civic Shuttle I																				
1.3 (52-54 kW)	83-87			15-1086		Joint Kit	X		4Sp., Mod. AG, AJ, VJ, EF1 Eng. EV, D13B23	27	49	82,5	51							1
1.5 (63 kW)	83-87			15-1044		Joint Kit	X		A/T+M/T, Mod. AN Eng. EW2	23	30	49	82,5	54						1
1.5 4WD (63 kW)	85-87			15-1045		Joint Kit	X		A/T+M/T, FWD, Mod. AR Eng. EW2	26	32	49	86,6	51						1

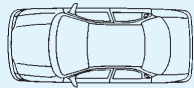
Per ordinare i GIUNTI senza KIT, sostituire il primo numero dopo il precodice con 0 mantenendo invariate le ultime 3 cifre. (Es:15-1001 c/KIT=15-0001 senza KIT / 16-1001 c/KIT =16-0001 senza KIT)
 By request we supply outer and inner CVJ without KIT (Eg.:15-1001 with KIT=15-0001 without KIT / 16-1001 with KIT =16-0001 without KIT)

Legenda quote dimensionali vedi pagina I
Legenda of dimensions see page I



		CHASSIS	L/R	METELLI ref.	ABS	DESCRIP- TION		INFO	A	B	C	D	E	F	H	I	L	Fig
HONDA																		
Civic Shuttle II																		
1.3 (52-54 kW)	87-92			15-1086		Joint Kit	X	4Sp., Mod. AG, AJ, VJ, EF1 Eng. EV, D13B23	27	49	82,5	51						1
1.5 5Sp. (80 kW)	87-92			15-1054		Joint Kit	X	A/T+M/T	26	30	49	82	53					1
1.5 (67-70 kW)	87-92			15-1054		Joint Kit	X	A/T+M/T, 5Sp., Mod. EF2, EF6 Eng. D15B	26	30	49	82	53					1
1.6 (92 kW)	87-92			15-1101		Joint Kit	X	A/T+M/T, Mod. EF3, 7 Eng. ZC	26	32	49	87	52					1
Concerto																		
1.6 (81 kW)	88-91			15-1101		Joint Kit	X	Australia, Mod. JH Eng. D16A	26	32	49	87	52					1
1.6 16v (78-82-90 kW)	89-95			15-1220		Joint Kit	X	A/T, Mod. HW Eng. D16A8, D16Z2	26	23	49	83,6	51					2
	89-95			15-1242	50	Joint Kit	X	A/T, Mod. HW Eng. D16A8, D16Z2	26	23	49	91	51,5					2
CRX I																		
1.5 DX, Si	84-87			15-1044		Joint Kit	X	Usa	23	30	49	82,5	54					1
1.5i (74 kW)	83-87			15-1044		Joint Kit	X	A/T+M/T, Mod. AF Eng. EW3	23	30	49	82,5	54					1
1.6i (92 kW)	3/86-10/87			15-1045		Joint Kit	X	A/T+M/T, Mod. AS Eng. ZC1	26	32	49	86,6	51					1
CRX II																		
1.3 (52 kW)	84-91			15-1086		Joint Kit	X	Usa	23	27	49	82,5	51					1
1.5 (66 kW)	87-92			15-1054		Joint Kit	X	A/T+M/T, Incl. Usa, Mod. EF6 Eng. D15B	26	30	49	82	53					1
1.5 HF	88-91			15-1086		Joint Kit	X	Usa	23	27	49	82,5	51					1
1.6 (92 kW)	87-92			15-1101		Joint Kit	X	A/T+M/T, Mod. EF7 Eng. ZC	26	32	49	87	52					1
1.6 16v, Vtec (95-110 kW)	11/87-6/92			15-1101		Joint Kit	X	Australia, Mod. JH Eng. D16A, B16 VTEC	26	32	49	87	52					1
1.6 Si	88-91			15-1054		Joint Kit	X	Usa	26	30	49	82	53					1
CRX III																		
1.5 (66 kW)	92-95			15-1255		Joint Kit	X	A/T+M/T, Mod. EG1 Eng. D15B	26	30	55	89,5	51					1
	92-95			15-1337		Joint Kit	X	K600 LS1	26	30	55	82	53					2

Per ordinare i GIUNTI senza KIT, sostituire il primo numero dopo il precodice con 0 mantenendo invariate le ultime 3 cifre. (Es:15-1001 c/KIT=15-0001 senza KIT / 16-1001 c/KIT =16-0001 senza KIT)
By request we supply outer and inner CVJ without KIT (Eg.:15-1001 with KIT=15-0001 without KIT / 16-1001 with KIT =16-0001 without KIT)

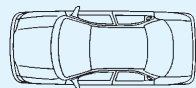


Legenda quote dimensionali vedi pagina I
 Legenda of dimensions see page I

		CHASSIS	L/R	METELLI ref.	ABS	DESCRIPTION			INFO	A	B	C	D	E	F	H	I	L	Fig
HONDA																			
Domani																			
1.6 (92 kW)				15-1255		Joint Kit	X		A/T+M/T, Mod. MA4 Eng. ZC	26	30	55	89,5	51					1
1.6 4WD (92-95 kW)	92-97			15-1053		Joint Kit	X		A/T+M/T, FWD, Mod. MA6, MB5 Eng. ZC, D16A	26	32	55	86,6	51					1
	92-97			15-1053A	50	Joint Kit	X		A/T+M/T, FWD, Mod. MA6, MB5 Eng. ZC, D16A	26	32	55	91	51					1
1.8 (103 kW)	92-97			15-1053		Joint Kit	X		Mod. MA5 Eng. B18B	26	32	55	86,6	51					1
	92-97			15-1053A	50	Joint Kit	X		Mod. MA5 Eng. B18B	26	32	55	91	51					1
Inspire																			
2.0	1/92-2/95			15-1131		Joint Kit	X		A/T, Mod. CC3 Eng. G20A	28	32	60	97	59,7					1
	1/92-2/95			15-1131A	50	Joint Kit	X		A/T, Mod. CC3 Eng. G20A	28	32	60	100	59,7					1
Integra (ACURA)																			
1.5 (65 kW)				15-1101		Joint Kit	X		Mod. DA4 Eng. D15A	26	32	49	87	52					1
1.5 (67-78 kW)				15-1113		Joint Kit	X		Mod. DA2 Eng. EW	26	32	49	87	52					1
1.6 (92 kW)	89-			15-1101		Joint Kit	X		Mod. DA5 Eng. ZC	26	32	49	87	52					1
	86-			15-1113		Joint Kit	X		Mod. DA1, AV Eng. ZC	26	32	49	87	52					1
1.6 (118 kW)	89-93			15-1053		Joint Kit	X		Mod. DA6 Eng. B16A	26	32	55	86,6	51					1
	89-93			15-1053A	50	Joint Kit	X		Mod. DA6 Eng. B16A	26	32	55	91	51					1
Jazz																			
1.2	1/87-02			15-1044		Joint Kit	X		Mod. GA1 Eng. D12A	23	30	49	82,5	54					1
1.3	1/87-02			15-1044		Joint Kit	X		Mod. GA2 Eng. D13C	23	30	49	82,5	54					1
Legend I (ACURA)																			
2.0	85-88			15-1073		Joint Kit	X		A/T+M/T, Mod. KA Eng. C20A	28	34	60	95	57					1
	85-88			15-1074		Joint Kit	X		A/T+M/T, Mod. KA Eng. C20A	28	34	60	95,6	57					1

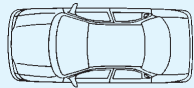
Per ordinare i GIUNTI senza KIT, sostituire il primo numero dopo il precodice con 0 mantenendo invariate le ultime 3 cifre. (Es.:15-1001 c/KIT=15-0001 senza KIT / 16-1001 c/KIT =16-0001 senza KIT)
 By request we supply outer and inner CVJ without KIT (Eg.:15-1001 with KIT=15-0001 without KIT / 16-1001 with KIT =16-0001 without KIT)

Legenda quote dimensionali vedi pagina I
 Legenda of dimensions see page I



		CHASSIS	L/R	METELLI ref.	ABS	DESCRIP- TION		INFO	A	B	C	D	E	F	H	I	L	Fig
HONDA																		
Legend I (ACURA)																		
2.0				15-1073A	50	Joint Kit	X	A/T+M/T, Mod. KA Eng. C20A	28	34	60	98	57					1
				15-1073A	50	Joint Kit	X	A/T+M/T, Mod. KA Eng. C20A	28	34	60	98	57					1
				15-1074A	50	Joint Kit	X	A/T+M/T, Mod. KA Eng. C20A	28	34	60	98	57					1
2.5i V6 24v (127 kW)				15-1073		Joint Kit	X	A/T+M/T, Mod. HS Eng. C25A	28	34	60	95	57					1
				15-1074		Joint Kit	X	A/T+M/T, Mod. HS Eng. C25A	28	34	60	95,6	57					1
				15-1073A	50	Joint Kit	X	A/T+M/T, Mod. HS Eng. C25A	28	34	60	98	57					1
				15-1073A	50	Joint Kit	X	A/T+M/T, Mod. HS Eng. C25A	28	34	60	98	57					1
				15-1074A	50	Joint Kit	X	A/T+M/T, Mod. HS Eng. C25A	28	34	60	98	57					1
2.7i V6 24v (124 kW)				15-1073		Joint Kit	X	A/T+M/T, Mod. KA, HS Eng. C27A	28	34	60	95	57					1
				15-1074		Joint Kit	X	A/T+M/T, Mod. KA, HS Eng. C27A	28	34	60	95,6	57					1
				15-1073A	50	Joint Kit	X	A/T+M/T, Mod. KA, HS Eng. C27A	28	34	60	98	57					1
				15-1073A	50	Joint Kit	X	A/T+M/T, Mod. KA, HS Eng. C27A	28	34	60	98	57					1
				15-1074A	50	Joint Kit	X	A/T+M/T, Mod. KA, HS Eng. C27A	28	34	60	98	57					1
Legend II (ACURA)																		
3.2i V6 24v (151 kW)				15-1073		Joint Kit	X	A/T+M/T, Mod. KA Eng. C32A	28	34	60	95	57					1
				15-1074		Joint Kit	X	A/T+M/T, Mod. KA Eng. C32A	28	34	60	95,6	57					1
				15-1073A	50	Joint Kit	X	A/T+M/T, Mod. KA Eng. C32A	28	34	60	98	57					1
				15-1073A	50	Joint Kit	X	A/T+M/T, Mod. KA Eng. C32A	28	34	60	98	57					1
				15-1074A	50	Joint Kit	X	A/T+M/T, Mod. KA Eng. C32A	28	34	60	98	57					1
Prelude I																		
1.6 (59 kW)				15-1010		Joint Kit	X	M/T, Mod. SN Eng. EL	23	22	45	79,4	54					1
1.8 (74 kW)				15-1010		Joint Kit	X	Mod. SN Eng. EK	23	22	45	79,4	54					1
				15-1099		Joint Kit	X	Mod. SN Eng. EK	24	22	45	79,4	54,7					1

Per ordinare i GIUNTI senza KIT, sostituire il primo numero dopo il precodice con 0 mantenendo invariate le ultime 3 cifre. (Es:15-1001 c/KIT=15-0001 senza KIT / 16-1001 c/KIT =16-0001 senza KIT)
 By request we supply outer and inner CVJ without KIT (Eg.:15-1001 with KIT=15-0001 without KIT / 16-1001 with KIT =16-0001 without KIT)

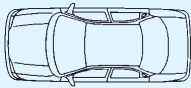





Legenda quote dimensionali vedi pagina I
 Legenda of dimensions see page I

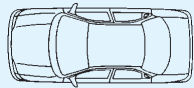
		CHASSIS	L/R	METELLI ref.	ABS	DESCRIPTION			INFO	A	B	C	D	E	F	H	I	L	Fig
HONDA																			
Prelude I																			
All models				15-1010		Joint Kit	X		Usa	23	22	45	79,4	54					1
				15-1099		Joint Kit	X		Usa	24	22	45	79,4	54,7					1
Prelude II																			
1.6 (59 kW)				15-1099		Joint Kit	X		M/T, Mod. SN Eng. EL	24	22	45	79,4	54,7					1
1.8 (74-79 kW)				15-1071		Joint Kit	X		M/T, Mod. AB Eng. ET	24	30	47,2	81	49					1
				15-1113		Joint Kit	X		A/T, Mod. AB, BB Eng. ET	26	32	49	87	52					1
2.0 Si				15-1131		Joint Kit	X		Usa	28	32	60	97	59,7					1
				15-1131A	50	Joint Kit	X		Usa	28	32	60	100	59,7					1
2.0 16v (100-102 kW)				15-1101		Joint Kit	X		Mod. BA1 Eng. B20A	26	32	49	87	52					1
2.0 16v Si				15-1113		Joint Kit	X		Usa	26	32	49	87	52					1
All models				15-1071		Joint Kit	X		Usa, (Exc. 2.0)	24	30	47,2	81	49					1
Prelude III																			
2.0 Si				15-1053		Joint Kit	X		Usa	26	32	55	86,6	51					1
				15-1053A	50	Joint Kit	X		Usa	26	32	55	91	51					1
2.0 (78-85-111 kW)				15-1053		Joint Kit	X		A/T+M/T	26	32	55	86,6	51					1
				15-1053A	50	Joint Kit	X		A/T+M/T	26	32	55	91	51					1
2.0 16v (100-102 kW)				15-1101		Joint Kit	X		Mod. BA1 Eng. B20A	26	32	49	87	52					1
				15-1131		Joint Kit	X		Mod. BA4, 5 Eng. B20A	28	32	60	97	59,7					1
				15-1131A	50	Joint Kit	X		Mod. BA4, 5 Eng. B20A	28	32	60	100	59,7					1
Prelude IV																			
2.0 16v Si				15-1131		Joint Kit	X		Usa, DOHC	28	32	60	97	59,7					1
2.0 16v Si				15-1131A	50	Joint Kit	X		Usa, DOHC	28	32	60	100	59,7					1

Per ordinare i GIUNTI senza KIT, sostituire il primo numero dopo il precodice con 0 mantenendo invariate le ultime 3 cifre. (Es:15-1001 c/KIT=15-0001 senza KIT / 16-1001 c/KIT =16-0001 senza KIT)
 By request we supply outer and inner CVJ without KIT (Eg.:15-1001 with KIT=15-0001 without KIT / 16-1001 with KIT =16-0001 without KIT)

Legenda quote dimensionali vedi pagina I
 Legenda of dimensions see page I

												Legenda quote dimensionali vedi pagina I Legenda of dimensions see page I																									
			CHASSIS	L/R	METELLI ref.	ABS	DESCRIP- TION			INFO	A	B	C	D	E	F	H	I	L	Fig																	
HONDA																																					
Prelude IV																																					
2.2 5Sp., 4Sp. (110 kW)				9/91-10/96		15-1131			Joint Kit	X										28	32	60	97	59,7													1
				9/91-10/96		15-1131A	50		Joint Kit	X										28	32	60	100	59,7												1	
2.2 5Sp., 4Sp. (136 kW)				9/91-10/96		15-1131			Joint Kit	X										28	32	60	97	59,7													1
				9/91-10/96		15-1131A	50		Joint Kit	X										28	32	60	100	59,7													1
Quintet																																					
1.6 EX (59 kW)				2/80-12/84		15-1010			Joint Kit	X										23	22	45	79,4	54													1
Vigor																																					
2.0				1/92-2/95		15-1131			Joint Kit	X										28	32	60	97	59,7													1
				1/92-2/95		15-1131A	50		Joint Kit	X										28	32	60	100	59,7													1
2.5				1/92-2/95		15-1131			Joint Kit	X										28	32	60	97	59,7													1
				1/92-2/95		15-1131A	50		Joint Kit	X										28	32	60	100	59,7													1
HYUNDAI																																					
Accent I																																					
All models				95-96		15-1026			Joint Kit	X										25	22	50	82	63													1
Atos																																					
1.0 12v (40-43 kW)				2/98-		15-1406	38		Joint Kit	X										25	19	50	72	62													1
Excel																																					
1.3 (51-55 kW)				10/85-88		15-1026			Joint Kit	X										25	22	50	82	63													1
1.5 (52-63 kW)				1/89-12/91		15-1026			Joint Kit	X										25	22	50	82	63													1
82AC				87-94		15-1026			Joint Kit	X										25	22	50	82	63													1

Per ordinare i GIUNTI senza KIT, sostituire il primo numero dopo il precodice con 0 mantenendo invariate le ultime 3 cifre. (Es:15-1001 c/KIT=15-0001 senza KIT / 16-1001 c/KIT =16-0001 senza KIT)
 By request we supply outer and inner CVJ without KIT (Eg.:15-1001 with KIT=15-0001 without KIT / 16-1001 with KIT =16-0001 without KIT)

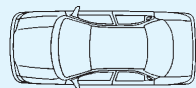


Legenda quote dimensionali vedi pagina I
 Legenda of dimensions see page I

		CHASSIS	L/R	METELLI ref.	ABS	DESCRIP-TION			INFO	A	B	C	D	E	F	H	I	L	Fig
HYUNDAI																			
Lantra I																			
1.5 (62 kW)	2/91-9/95			15-1026		Joint Kit	X		Eng. G4DJ	25	22	50	82	63					1
1.6 (84 kW)	2/91-9/95			15-1048		Joint Kit	X		M/T, Eng. G4CR	25	23	50	78,7	64					1
1.8 16v (93 kW)	1/93-9/95		L	15-1104		Joint Kit	X		Mod. NU Eng. G4CN	25	23	50	82	63					1
	1/93-9/95		R	15-1064		Joint Kit	X		Mod. NU Eng. G4CN	25	25	50	89,5	64,7					1
Lantra II																			
1.6, 16v (66-84 kW)	95-00			15-1370	44	Joint Kit	X			25	25	50	96,7	65					1
Pony XP																			
1.3 (47 kW)	10/92-06/93			15-1026		Joint Kit	X		Eng. G4DG	25	22	50	82	63					1
1.3 (50 kW)	11/85-1/87			15-1047		Joint Kit	X		Eng. 4G13	25	22	50	82	63					2
1.5 (53 kW)	11/85-1/90			15-1047		Joint Kit	X		Eng. 4G15	25	22	50	82	63					2
1.5 (53-62 kW)	1/92-9/94			15-1026		Joint Kit	X		Eng. G4DJ	25	22	50	82	63					1
S Coupé																			
1.5 (62 kW)	10/89-10/92			15-1026		Joint Kit	X		Eng. G4DJ	25	22	50	82	63					1
1.5 (65 kW)	11/92-5/96			15-1064		Joint Kit	X		Eng. G4EK	25	25	50	89,5	64,7					1
1.5 Turbo (85 kW)	11/92-12/95		L	15-1104		Joint Kit	X		Eng. G4EK-TC	25	23	50	82	63					1
	11/92-12/95		R	15-1064		Joint Kit	X		Eng. G4EK-TC	25	25	50	89,5	64,7					1
Sonata I																			
1.8 (70 kW)	5/89-9/91		L	15-1104		Joint Kit	X		Eng. 4G62	25	23	50	82	63					1
	5/89-9/91		R	15-1064		Joint Kit	X		Eng. 4G62	25	25	50	89,5	64,7					1
2.0 (74 kW)	5/89-9/91		L	15-1104		Joint Kit	X		Eng. 4G63	25	23	50	82	63					1
	5/89-9/91		R	15-1064		Joint Kit	X		Eng. 4G63	25	25	50	89,5	64,7					1
2.4	89-92		L	15-1048		Joint Kit	X		Australia, Mod. KM Eng. 4G	25	23	50	78,7	64					1

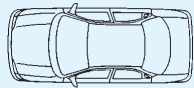
Per ordinare i GIUNTI senza KIT, sostituire il primo numero dopo il precodice con 0 mantenendo invariate le ultime 3 cifre. (Es:15-1001 c/KIT=15-0001 senza KIT / 16-1001 c/KIT =16-0001 senza KIT)
 By request we supply outer and inner CVJ without KIT (Eg.:15-1001 with KIT=15-0001 without KIT / 16-1001 with KIT =16-0001 without KIT)

Legenda quote dimensionali vedi pagina I
 Legenda of dimensions see page I



		CHASSIS	L/R	METELLI ref.	ABS	DESCRIP- TION	INFO	A	B	C	D	E	F	H	I	L	Fig
HYUNDAI																	
Sonata I																	
2.4	89-92		R	15-1064		Joint Kit	X Australia, Mod. KM Eng. 4G	25	25	50	89,5	64,7					1
3.0 V6 100AC	89-91			15-1199		Joint Kit	X Usa	25	26	50	95	61					1
95AC 4 Cyl.	88-94		L	15-1048		Joint Kit	X Usa	25	23	50	78,7	64					1
	88-94		R	15-1064		Joint Kit	X Usa	25	25	50	89,5	64,7					1
Stellar																	
1.6 (55 kW)	3/84-5/89			15-1048		Joint Kit	X Eng. 4G32	25	23	50	78,7	64					1
2.0 (61 kW)	5/86-5/89		L	15-1104		Joint Kit	X Eng. 4G63	25	23	50	82	63					1
	5/86-5/89		R	15-1064		Joint Kit	X Eng. 4G63	25	25	50	89,5	64,7					1
INNOCENTI																	
Elba																	
1.4, 1.6, 1.7D (49-55-42 kW)	1/91-			15-1065		Joint Kit	X	22	20	48,1	80	55					3
Koral																	
55 (40 kW)	89-12/92			15-1001		Joint Kit	X	20	20	43,1	80	55					3
Mille																	
1.0, 1.4, 1.7D	91-			15-1065		Joint Kit	X	22	20	48,1	80	55					3
R/89	94-			15-1001		Joint Kit	X	20	20	43,1	80	55					3
Mini																	
0.6 (20-23 kW)	85-			15-1001		Joint Kit	X	20	20	43,1	80	55					3
1.0 (39 kW)	2/82-			15-1001		Joint Kit	X A/T+M/T	20	20	43,1	80	55					3

Per ordinare i GIUNTI senza KIT, sostituire il primo numero dopo il precodice con 0 mantenendo invariate le ultime 3 cifre. (Es:15-1001 c/KIT=15-0001 senza KIT / 16-1001 c/KIT =16-0001 senza KIT)
 By request we supply outer and inner CVJ without KIT (Eg.:15-1001 with KIT=15-0001 without KIT / 16-1001 with KIT =16-0001 without KIT)

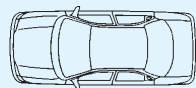


Legenda quote dimensionali vedi pagina I
 Legenda of dimensions see page I

		CHASSIS	L/R	METELLI ref.	ABS	DESCRIP- TION			INFO	A	B	C	D	E	F	H	I	L	Fig
ISUZU	Gemini 1.5 (52 kW)		L	15-1075		Joint Kit	X		Eng. 4XC1U	22	22	50	79	61					2
			R	15-1076		Joint Kit	X		Eng. 4XC1U	22	21	50	74,6	61					1
	1.5D (37 kW)		L	15-1075		Joint Kit	X		A/T+M/T, Eng. 4EC1, 4XC1	22	22	50	79	61					2
			R	15-1076		Joint Kit	X		A/T+M/T, Eng. 4EC1, 4XC1	22	21	50	74,6	61					1
	1.5TD (49 kW)		L	15-1075		Joint Kit	X		A/T+M/T, Eng. 4EC1T, 4XEC	22	22	50	79	61					2
			R	15-1076		Joint Kit	X		A/T+M/T, Eng. 4EC1T, 4XEC	22	21	50	74,6	61					1
	1.6 16v GTi (84 kW)		L	15-1075		Joint Kit	X		A/T+M/T, Eng. 4XE1	22	22	50	79	61					2
			R	15-1076		Joint Kit	X		A/T+M/T, Eng. 4XE1	22	21	50	74,6	61					1
	I-Mark All models		L	15-1075		Joint Kit	X		Usa	22	22	50	79	61					2
			R	15-1076		Joint Kit	X		Usa	22	21	50	74,6	61					1
Stylus 1.6 OHC		L	15-1075		Joint Kit	X		Usa	22	22	50	79	61					2	
		R	15-1076		Joint Kit	X		Usa	22	21	50	74,6	61					1	
KIA	Festiva 1.3			15-1261		Joint Kit	X			24	20	52	72	56				1	
				15-1171		Joint Kit	X		M/T, Eng. B1	24	19	52	71	56				1	
	Pride 1.1 (38 kW)			15-1171		Joint Kit	X		M/T, Eng. B1	24	19	52	71	56				1	

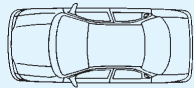
Per ordinare i GIUNTI senza KIT, sostituire il primo numero dopo il precodice con 0 mantenendo invariate le ultime 3 cifre. (Es:15-1001 c/KIT=15-0001 senza KIT / 16-1001 c/KIT =16-0001 senza KIT)
 By request we supply outer and inner CVJ without KIT (Eg.:15-1001 with KIT=15-0001 without KIT / 16-1001 with KIT =16-0001 without KIT)

Legenda quote dimensionali vedi pagina I
 Legenda of dimensions see page I



		CHASSIS	L/R	METELLI ref.	ABS	DESCRIP- TION		INFO	A	B	C	D	E	F	H	I	L	Fig
KIA																		
Pride																		
1.3, 16v (44-51-53 kW)	6/91-			15-1171		Joint Kit	X	M/T, Eng. B3	24	19	52	71	56					1
All models	1/94-12/95			15-1405		Joint Kit	X	Iran	24	19	52	72	56					3
Sephia																		
1.5 16v (59 kW)	2/96-			15-1398		Joint Kit	X		26	22	56	79	62					1
1.6 (59 kW)	1/95-			15-1398		Joint Kit	X		26	22	56	79	62					1
1.6 SOHC	94-97			15-1138		Joint Kit	X	Usa	26	22	56	79	63					2
1.8 16v (82 kW)	1/95-			15-1398		Joint Kit	X		26	22	56	79	62					1
1.8 DOHC	95-97			15-1145		Joint Kit	X	A/T, Usa	26	23	56	83	62					1
Timor																		
1.5 16v (59 kW)	2/96-			15-1398		Joint Kit	X		26	22	56	79	62					1
1.6 (59 kW)	1/95-			15-1398		Joint Kit	X		26	22	56	79	62					1
1.8 16v (82 kW)	1/95-			15-1398		Joint Kit	X		26	22	56	79	62					1
LADA																		
110																		
1.5, 16v (54-57-70 kW)	95-			15-1081		Joint Kit	X		22	22	50	81	50					2
	95-			16-1028		Joint Kit		X	24	22	35	82						
1200-1300																		
Ziguly																		
Ziguly	70-86			15-1184		Joint Kit	X		25	25	52	90	58					3
Forma																		
1.1 (39 kW)	86-			15-1081		Joint Kit	X		22	22	50	81	50					2

Per ordinare i GIUNTI senza KIT, sostituire il primo numero dopo il precodice con 0 mantenendo invariate le ultime 3 cifre. (Es:15-1001 c/KIT=15-0001 senza KIT / 16-1001 c/KIT =16-0001 senza KIT)
 By request we supply outer and inner CVJ without KIT (Eg.:15-1001 with KIT=15-0001 without KIT / 16-1001 with KIT =16-0001 without KIT)

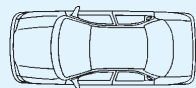


Legenda quote dimensionali vedi pagina I
 Legenda of dimensions see page I

		CHASSIS	L/R	METELLI ref.	ABS	DESCRIP-TION			INFO	A	B	C	D	E	F	H	I	L	Fig
LADA																			
Forma																			
1.1 (39 kW)	7/86-		L	17-0179		Driveshaft				22		24	81	82		75	61	605	3
	7/86-		R	17-0180		Driveshaft				22		24	81	82		75	61	850	3
1.3 (45-46-48 kW)	86-			15-1081		Joint Kit	X			22	22	50	81	50					2
	7/86-		L	17-0179		Driveshaft				22		24	81	82		75	61	605	3
	7/86-		R	17-0180		Driveshaft				22		24	81	82		75	61	850	3
1.5 (50-52-53 kW)	86-			15-1081		Joint Kit	X			22	22	50	81	50					2
	7/86-		L	17-0179		Driveshaft				22		24	81	82		75	61	605	3
	7/86-		R	17-0180		Driveshaft				22		24	81	82		75	61	850	3
Niva (2121)																			
1.6 (54-56 kW)	12/76-95			15-1223		Joint Kit	X			22	22	55,9	90	72					2
Oka																			
650, 750				15-0341		Joint	X			20	19	42	70,5	50					1
Sagona																			
1.1 (39 kW)	86-			15-1081		Joint Kit	X			22	22	50	81	50					2
	86-			16-1028		Joint Kit		X		24	22	35	82						
	7/86-		L	17-0179		Driveshaft				22		24	81	82		75	61	605	3
	7/86-		R	17-0180		Driveshaft				22		24	81	82		75	61	850	3
1.3 (45-46-48 kW)	86-			15-1081		Joint Kit	X			22	22	50	81	50					2
	86-			16-1028		Joint Kit		X		24	22	35	82						
	7/86-		L	17-0179		Driveshaft				22		24	81	82		75	61	605	3
	7/86-		R	17-0180		Driveshaft				22		24	81	82		75	61	850	3
1.5 (50-52-53 kW)	86-			15-1081		Joint Kit	X			22	22	50	81	50					2
	86-			16-1028		Joint Kit		X		24	22	35	82						

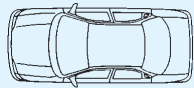
Per ordinare i GIUNTI senza KIT, sostituire il primo numero dopo il precodice con 0 mantenendo invariate le ultime 3 cifre. (Es:15-1001 c/KIT=15-0001 senza KIT / 16-1001 c/KIT =16-0001 senza KIT)
 By request we supply outer and inner CVJ without KIT (Eg.:15-1001 with KIT=15-0001 without KIT / 16-1001 with KIT =16-0001 without KIT)

Legenda quote dimensionali vedi pagina I
Legenda of dimensions see page I



		CHASSIS	L/R	METELLI ref.	ABS	DESCRIP- TION		INFO	A	B	C	D	E	F	H	I	L	Fig
LADA Sagona 1.5 (50-52-53 kW)	7/86-		L	17-0179		Driveshaft			22		24	81	82		75	61	605	3
	7/86-		R	17-0180		Driveshaft			22		24	81	82		75	61	850	3
Samara 1.1 (39 kW)	86-			15-1081		Joint Kit	X		22	22	50	81	50					2
	86-			16-1028		Joint Kit		X	24	22	35	82						
	7/86-		L	17-0179		Driveshaft			22		24	81	82		75	61	605	3
	7/86-		R	17-0180		Driveshaft			22		24	81	82		75	61	850	3
1.3 (45-46-48 kW)	86-			15-1081		Joint Kit	X		22	22	50	81	50					2
	86-			16-1028		Joint Kit		X	24	22	35	82						
	7/86-		L	17-0179		Driveshaft			22		24	81	82		75	61	605	3
	7/86-		R	17-0180		Driveshaft			22		24	81	82		75	61	850	3
1.5 (50-52-53 kW)	86-			15-1081		Joint Kit	X		22	22	50	81	50					2
	86-			16-1028		Joint Kit		X	24	22	35	82						
	7/86-		L	17-0179		Driveshaft			22		24	81	82		75	61	605	3
	7/86-		R	17-0180		Driveshaft			22		24	81	82		75	61	850	3
Taiga All models				15-1223		Joint Kit	X		22	22	55,9	90	72					2
LANCIA Beta 1.3 (62 kW)	9/72-81			15-1103		Joint Kit	X		25	25	54,5	90	47					2
	9/72-81			16-1002		Joint Kit		X		25		100						
	1.4 (63 kW)	81-84		15-1103		Joint Kit	X		25	25	54,5	90	47					2

Per ordinare i GIUNTI senza KIT, sostituire il primo numero dopo il precodice con 0 mantenendo invariate le ultime 3 cifre. (Es:15-1001 c/KIT=15-0001 senza KIT / 16-1001 c/KIT =16-0001 senza KIT)
By request we supply outer and inner CVJ without KIT (Eg.:15-1001 with KIT=15-0001 without KIT / 16-1001 with KIT =16-0001 without KIT)

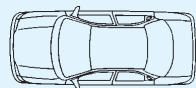


Legenda quote dimensionali vedi pagina I
 Legenda of dimensions see page I

		CHASSIS	L/R	METELLI ref.	ABS	DESCRIPTION			INFO	A	B	C	D	E	F	H	I	L	Fig
LANCIA																			
Beta																			
1.4 (63 kW)				16-1002		Joint Kit		X			25		100						
1.6 (74 kW)	9/72-84			15-1103		Joint Kit	X		M/T	25	25	54,5	90	47					2
	9/72-84			16-1002		Joint Kit		X	M/T		25		100						
1.8 (82 kW)	9/72-76			15-1103		Joint Kit	X			25	25	54,5	90	47					2
	9/72-76			16-1002		Joint Kit		X			25		100						
2.0, HPE, Spider (85-88-90 kW)	9/72-84			15-1103		Joint Kit	X		M/T	25	25	54,5	90	47					2
	9/72-84			16-1002		Joint Kit		X	M/T		25		100						
Beta HPE																			
1.6 (74 kW)				15-1103		Joint Kit	X			25	25	54,5	90	47					2
2.0 (90-92 kW)				15-1103		Joint Kit	X			25	25	54,5	90	47					2
Beta Montecarlo																			
2.0 (90 kW)				16-1002		Joint Kit		X			25		100						
Dedra, SW																			
1.6 (55-57 kW)	4/89-6/94			15-1013		Joint Kit	X		M/T	22	20	71,6	80	40					3
	7/94-			15-1105		Joint Kit	X		M/T	22	20	71,6	80	40					3
	4/89-			15-1106	44	Joint Kit	X			22	20	71,6	80	40					3
	4/89-94		L	17-0224		Driveshaft				22			80		32	80		575	7
	4/89-94		R	17-0225		Driveshaft				22			80		32	80		945	7
1.6ie (66 kW)	93-			15-1109		Joint Kit	X		M/T	25	25	52	90	47					2
	93-			15-1110	44	Joint Kit	X		M/T	25	25	52	90	47					2
	4/89-94		L	17-0224		Driveshaft				22			80		32	80		575	7
	4/89-94		R	17-0225		Driveshaft				22			80		32	80		945	7
1.8 (66-77 kW)				15-1032		Joint Kit	X		M/T	25	25	52	85	47					2

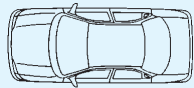
Per ordinare i GIUNTI senza KIT, sostituire il primo numero dopo il precodice con 0 mantenendo invariate le ultime 3 cifre. (Es:15-1001 c/KIT=15-0001 senza KIT / 16-1001 c/KIT =16-0001 senza KIT)
 By request we supply outer and inner CVJ without KIT (Eg.:15-1001 with KIT=15-0001 without KIT / 16-1001 with KIT =16-0001 without KIT)

Legenda quote dimensionali vedi pagina I
Legenda of dimensions see page I



		CHASSIS	L/R	METELLI ref.	ABS	DESCRIP- TION			INFO	A	B	C	D	E	F	H	I	L	Fig
LANCIA Dedra, SW 1.8 (66-77 kW)	7/94-			15-1109		Joint Kit	X		M/T	25	25	52	90	47					2
	4/89-6/94			15-1093	44	Joint Kit	X			25	25	52	90	47					2
	7/94-			15-1110	44	Joint Kit	X		M/T	25	25	52	90	47					2
	4/89-6/94			16-1002		Joint Kit		X			25		100						
1.8 16v (83 kW)	7/94-			17-0223		Driveshaft				25			90	100		85		470	10
1.9TDS (66 kW)	4/89-			15-1032		Joint Kit	X		M/T	25	25	52	85	47					2
	4/89-			15-1093	44	Joint Kit	X			25	25	52	90	47					2
	4/89-			16-1002		Joint Kit		X	M/T		25		100						
	7/94-			17-0223		Driveshaft				25			90	100		85		470	10
2.0 (83 kW)	4/89-6/94			15-1016		Joint Kit	X		M/T	25	25	52	90	47					2
	7/94-			15-1109		Joint Kit	X		M/T	25	25	52	90	47					2
	7/94-			15-1110	44	Joint Kit	X		M/T	25	25	52	90	47					2
	4/89-6/94			16-1002		Joint Kit		X	M/T		25		100						
2.0 16v (102 kW)	93-			15-1109		Joint Kit	X		M/T	25	25	52	90	47					2
	93-			15-1110	44	Joint Kit	X		M/T	25	25	52	90	47					2
	7/94-			17-0223		Driveshaft				25			90	100		85		470	10
2.0 4WD (124 kW)	7/94-			17-0223		Driveshaft			FWD	25			90	100		85		470	10
Delta I 1.3 (55-58 kW)	9/79-8/92			15-1002		Joint Kit	X			22	20	48,1	80	55					3
	9/79-92			15-1003		Joint Kit	X		M/T	22	25	48,1	85	58					2
1.5 (63 kW)	9/79-92			16-1002		Joint Kit		X	M/T		25		100						
	9/79-92			15-1003		Joint Kit	X		M/T	22	25	48,1	85	58					2
1.6 GT (66-77-80 kW)	9/79-92			16-1002		Joint Kit		X	M/T		25		100						
	9/79-92			15-1003		Joint Kit	X		M/T	22	25	48,1	85	58					2
2.0 HF Integ., 16v, 4WD (130-133-144 kW)	86-92			15-1095	90	Joint Kit	X		M/T, FWD	25	25	52	90	47					2

Per ordinare i GIUNTI senza KIT, sostituire il primo numero dopo il precodice con 0 mantenendo invariate le ultime 3 cifre. (Es:15-1001 c/KIT=15-0001 senza KIT / 16-1001 c/KIT =16-0001 senza KIT)
By request we supply outer and inner CVJ without KIT (Eg.:15-1001 with KIT=15-0001 without KIT / 16-1001 with KIT =16-0001 without KIT)

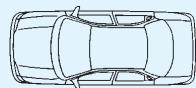


Legenda quote dimensionali vedi pagina I
 Legenda of dimensions see page I

		CHASSIS	L/R	METELLI ref.	ABS	DESCRIP-TION			INFO	A	B	C	D	E	F	H	I	L	Fig
LANCIA Delta II 1.4 (51 kW)	91-			15-1105		Joint Kit	X			22	20	71,6	80	40					3
	91-			15-1106	44	Joint Kit	X			22	20	71,6	80	40					3
	9/92-		L	17-0224		Driveshaft				22			80		32	80		575	7
	9/92-		R	17-0225		Driveshaft				22			80		32	80		945	7
1.6 ie (55 kW)	6/93-12/95			15-1105		Joint Kit	X			22	20	71,6	80	40					3
	2/96-			15-1226		Joint Kit	X			22	22	46	80	40					3
	6/93-12/95			15-1106	44	Joint Kit	X			22	20	71,6	80	40					3
	2/96-			15-1227	44	Joint Kit	X			22	22	46	89	40					3
	9/92-96		L	17-0224		Driveshaft				22			80		32	80		575	7
	9/92-96		R	17-0225		Driveshaft				22			80		32	80		945	7
1.6 16v (76 kW)	96-		L	17-0221		Driveshaft				22			80		32	80		590	7
	96-		R	17-0222		Driveshaft				22			80		32	80		960	7
1.8 (66-76 kW)	6/93-			15-1109		Joint Kit	X	M/T		25	25	52	90	47					2
	6/93-			15-1110	44	Joint Kit	X	M/T		25	25	52	90	47					2
1.8 16v (83 kW)	96-			17-0223		Driveshaft				25			90	100		85		470	10
1.8 16v GT (96 kW)	96-			17-0243		Driveshaft		HPE		25			90	100		85		475	10
	96-			17-0244	44	Driveshaft		HPE		25			90	100		85		475	10
1.9TD (66 kW)	10/94-			15-1109		Joint Kit	X	M/T		25	25	52	90	47					2
	10/94-			15-1110	44	Joint Kit	X	M/T		25	25	52	90	47					2
	92-			17-0243		Driveshaft				25			90	100		85		475	10
	92-			17-0244	44	Driveshaft				25			90	100		85		475	10
2.0 Turbo (137 kW)	6/93-			15-1109		Joint Kit	X			25	25	52	90	47					2
	6/93-			15-1110	44	Joint Kit	X			25	25	52	90	47					2
2.0ie 16v (102 kW)	6/93-			15-1109		Joint Kit	X			25	25	52	90	47					2
	6/93-			15-1110	44	Joint Kit	X			25	25	52	90	47					2
	92-			17-0243		Driveshaft				25			90	100		85		475	10

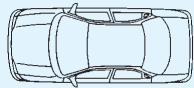
Per ordinare i GIUNTI senza KIT, sostituire il primo numero dopo il precodice con 0 mantenendo invariate le ultime 3 cifre. (Es:15-1001 c/KIT=15-0001 senza KIT / 16-1001 c/KIT =16-0001 senza KIT)
 By request we supply outer and inner CVJ without KIT (Eg.:15-1001 with KIT=15-0001 without KIT / 16-1001 with KIT =16-0001 without KIT)

Legenda quote dimensionali vedi pagina I
Legenda of dimensions see page I



		CHASSIS	L/R	METELLI ref.	ABS	DESCRIP- TION		INFO	A	B	C	D	E	F	H	I	L	Fig
LANCIA																		
Delta II 2.0ie 16v (102 kW)	92-			17-0244	44	Driveshaft			25			90	100		85		475	10
Fulvia All models	71-6/76			16-1002		Joint Kit	X			25		100						
K, SW 2.0 16v Turbo, Coupè (151 kW)	2/95-			15-1152	44	Joint Kit	X		27	28	56	98	46					3
2.0, 20v (107-114 kW)	10/94-			15-1186	44	Joint Kit	X		27	25	60	90	48					2
2.4 20v, Coupè (129 kW)	8/94-			15-1152	44	Joint Kit	X		27	28	56	98	46					3
2.4TD (91 kW)	8/94-			15-1152	44	Joint Kit	X		27	28	56	98	46					3
3.0 V6 24v, Coupè (150 kW)	8/94-			15-1152	44	Joint Kit	X		27	28	56	98	46					3
Lybra, SW 1.6 16v (76 kW)	4/99-			15-1306		Joint Kit	X		25	22	51	83	47					3
1.8 16v (96 kW)	9/99-			15-1258		Joint Kit	X		25	25	51	90	47					3
1.9 JTD (77 kW)	10/99-			15-1244		Joint Kit	X		25	28	59	98	47					3
2.0 20v (113 kW)	10/99-			15-1258		Joint Kit	X		25	25	51	90	47					3
2.4JTD (99 kW)	7/99-			15-1244		Joint Kit	X		25	28	59	98	47					3
	7/99-		L	17-0190		Driveshaft			25			98	108		85	49	517	10
	7/99-		R	17-0485		Driveshaft			25			91			85			
Prisma 1.3 (58 kW)	12/82-2/92		15-1002		Joint Kit	X	M/T	22	20	48,1	80	55					3	
	12/82-2/92		15-1003		Joint Kit	X	A/T	22	25	48,1	85	58						2
1.5 (55-59-63 kW)	8/85-89		15-1002		Joint Kit	X	M/T	22	20	48,1	80	55						3
	8/85-89		15-1003		Joint Kit	X	A/T	22	25	48,1	85	58						2

Per ordinare i GIUNTI senza KIT, sostituire il primo numero dopo il precodice con 0 mantenendo invariate le ultime 3 cifre. (Es:15-1001 c/KIT=15-0001 senza KIT / 16-1001 c/KIT =16-0001 senza KIT)
By request we supply outer and inner CVJ without KIT (Eg.:15-1001 with KIT=15-0001 without KIT / 16-1001 with KIT =16-0001 without KIT)

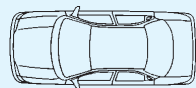


Legenda quote dimensionali vedi pagina I
 Legenda of dimensions see page I

		CHASSIS	L/R	METELLI ref.	ABS	DESCRIP-TION			INFO	A	B	C	D	E	F	H	I	L	Fig
LANCIA Prisma 1.6 (73-77-80 kW)	12/82-89			15-1003		Joint Kit	X		M/T	22	25	48,1	85	58					2
	12/82-89			16-1002		Joint Kit		X	M/T		25		100						
1.9D (48 kW)	6/84-89			15-1003		Joint Kit	X		M/T	22	25	48,1	85	58					2
	6/84-89			16-1002		Joint Kit		X	M/T		25		100						
1.9TD (59 kW)	5/85-89			15-1003		Joint Kit	X		M/T	22	25	48,1	85	58					2
	5/85-89			16-1002		Joint Kit		X	M/T		25		100						
2.0 4WD (85 kW)	4/86-12/89			16-1002		Joint Kit		X	FWD		25		100						
Thema 2.0, Turbo (84-123 kW)	10/84-6/87	-0176744		15-1103		Joint Kit	X		A/T+M/T	25	25	54,5	90	47					2
	7/87-5/92	0176745-		15-1109		Joint Kit	X		A/T+M/T	25	25	52	90	47					2
	1/93-94			15-1154		Joint Kit	X			27	25	60	90	49					2
	1/93-94			15-1155	44	Joint Kit	X		A/T+M/T	27	25	60	90	49					2
	10/84-7/87	-0176744		15-1094	90	Joint Kit	X		A/T+M/T	25	25	54,5	90	47					2
	7/87-5/92	0176745-		15-1095	90	Joint Kit	X		A/T+M/T	25	25	52	90	47					2
	10/84-6/87	-0176744		16-1002		Joint Kit		X	A/T+M/T		25		100						
2.5 V6 (111 kW)	1/93-94			15-1154		Joint Kit	X			27	25	60	90	49					2
	1/93-94			15-1155	44	Joint Kit	X			27	25	60	90	49					2
2.5TD (75 kW)	10/84-6/87	-0176744		15-1103		Joint Kit	X		A/T+M/T	25	25	54,5	90	47					2
	10/84-7/87	-0176744		15-1094	90	Joint Kit	X		A/T+M/T	25	25	54,5	90	47					2
	10/84-6/87	-0176744		16-1002		Joint Kit		X	A/T+M/T		25		100						
2.5TD (86 kW)	7/87-5/92	0176745-		15-1109		Joint Kit	X		A/T+M/T	25	25	52	90	47					2
	1/93-94			15-1155	44	Joint Kit	X		A/T+M/T	27	25	60	90	49					2
	7/87-5/92	0176745-		15-1095	90	Joint Kit	X		A/T+M/T	25	25	52	90	47					2
2.8 V6 (111 kW)	10/84-6/87			15-1103		Joint Kit	X		A/T+M/T	25	25	54,5	90	47					2
	1/93-94			15-1154		Joint Kit	X			27	25	60	90	49					2

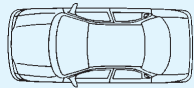
Per ordinare i GIUNTI senza KIT, sostituire il primo numero dopo il precodice con 0 mantenendo invariate le ultime 3 cifre. (Es:15-1001 c/KIT=15-0001 senza KIT / 16-1001 c/KIT =16-0001 senza KIT)
 By request we supply outer and inner CVJ without KIT (Eg.:15-1001 with KIT=15-0001 without KIT / 16-1001 with KIT =16-0001 without KIT)

Legenda quote dimensionali vedi pagina I
 Legenda of dimensions see page I



		CHASSIS	L/R	METELLI ref.	ABS	DESCRIP- TION			INFO	A	B	C	D	E	F	H	I	L	Fig
LANCIA Thema 2.8 V6 (111 kW)	1/93-94			15-1155	44	Joint Kit	X			27	25	60	90	49					2
	10/84-6/87			16-1002		Joint Kit		X	A/T+M/T		25		100						
3.0 V6 (127-130 kW)	1/93-94			15-1154		Joint Kit	X			27	25	60	90	49					2
	1/93-94			15-1155	44	Joint Kit	X			27	25	60	90	49					2
Trevi 1.6 (74 kW)	80-84			15-1103		Joint Kit	X			25	25	54,5	90	47					2
	80-84			16-1002		Joint Kit		X			25		100						
2.0 (86-92 kW)	80-84			15-1103		Joint Kit	X			25	25	54,5	90	47					2
	80-84			16-1002		Joint Kit		X			25		100						
Y 1.1 (40 kW)	97-			15-1105		Joint Kit	X			22	20	71,6	80	40					3
	97-			15-1106	44	Joint Kit	X			22	20	71,6	80	40					3
	96-		L	17-0235		Driveshaft				22			80	67		80		605	16
	96-		R	17-0236		Driveshaft				22			80	67		80		890	16
	96-		L	17-0237	44	Driveshaft				22			80	67		80		605	16
	96-		R	17-0238	44	Driveshaft				22			80	67		80		890	16
1.2 (44 kW)	96-			15-1105		Joint Kit	X		M/T	22	20	71,6	80	40					3
	96-			15-1106	44	Joint Kit	X		M/T	22	20	71,6	80	40					3
	96-		L	17-0235		Driveshaft				22			80	67		80		605	16
	96-		R	17-0236		Driveshaft				22			80	67		80		890	16
	96-		L	17-0237	44	Driveshaft				22			80	67		80		605	16
	96-		R	17-0238	44	Driveshaft				22			80	67		80		890	16
1.2 16v (63 kW)	96-			15-1105		Joint Kit	X		M/T	22	20	71,6	80	40					3
	96-			15-1106	44	Joint Kit	X		M/T	22	20	71,6	80	40					3

Per ordinare i GIUNTI senza KIT, sostituire il primo numero dopo il precodice con 0 mantenendo invariate le ultime 3 cifre. (Es:15-1001 c/KIT=15-0001 senza KIT / 16-1001 c/KIT =16-0001 senza KIT)
 By request we supply outer and inner CVJ without KIT (Eg.:15-1001 with KIT=15-0001 without KIT / 16-1001 with KIT =16-0001 without KIT)



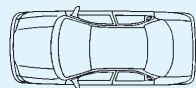
Legenda quote dimensionali vedi pagina I
 Legenda of dimensions see page I

		CHASSIS	L/R	METELLI ref.	ABS	DESCRIPTION			INFO	A	B	C	D	E	F	H	I	L	Fig
LANCIA Y 1.2 16v (63 kW)	96-		L	17-0245		Driveshaft				22			80	73		80		600	16
	96-		R	17-0246		Driveshaft				22			80	73		80		885	16
	96-		L	17-0247	44	Driveshaft				22			80	73		80		600	16
	96-		R	17-0248	44	Driveshaft				22			80	73		80		885	16
1.2 16v MPi (59 kW)	00-			15-1296		Joint Kit	X			22	21	51	75	40					1
1.4 12v (55-59 kW)	96-			15-1105		Joint Kit	X	A/T+M/T		22	20	71,6	80	40					3
	96-			15-1106	44	Joint Kit	X	A/T+M/T		22	20	71,6	80	40					3
	96-		L	17-0245		Driveshaft				22			80	73		80		600	16
	96-		R	17-0246		Driveshaft				22			80	73		80		885	16
	96-		L	17-0247	44	Driveshaft				22			80	73		80		600	16
	96-		R	17-0248	44	Driveshaft				22			80	73		80		885	16
Y10 1.0, 4WD (32-33-37 kW)	1/85-92			15-1019		Joint Kit	X	FWD, Fire		20	20	43,1	80	55					3
	89-95			15-1019		Joint Kit	X	FWD, Inc. 4WD		20	20	43,1	80	55					3
	87-93			15-1019		Joint Kit	X	M/T, FWD		20	20	43,1	80	55					3
	1/87-93			15-1019		Joint Kit	X			20	20	43,1	80	55					3
Zeta 2.0 Turbo (108 kW)	95-			15-1224	48	Joint Kit	X			27	39	59	100,45	49,5					2
	9/94-		L	17-0142		Driveshaft		G.Box ME5K		27		37	100	89		82	68	640	3
	9/94-		R	17-0143		Driveshaft		G.Box ME5K		27		37	100	89		82	370	940	4
	9/94-		L	17-0144	48	Driveshaft		G.Box ME5K		27		37	100	89		82	68	640	3
	9/94-		R	17-0145	48	Driveshaft		G.Box ME5K		27		37	100	89		82	370	940	4
	9/94-		L	17-0142		Driveshaft		G.Box ME5K		27		37	100	89		82	68	640	3
2.1TD (80 kW)	95-			15-1224	48	Joint Kit	X			27	39	59	100,45	49,5					2
	9/94-		L	17-0142		Driveshaft		G.Box ME5K		27		37	100	89		82	68	640	3

Per ordinare i GIUNTI senza KIT, sostituire il primo numero dopo il precodice con 0 mantenendo invariate le ultime 3 cifre. (Es:15-1001 c/KIT=15-0001 senza KIT / 16-1001 c/KIT =16-0001 senza KIT)
 By request we supply outer and inner CVJ without KIT (Eg.:15-1001 with KIT=15-0001 without KIT / 16-1001 with KIT =16-0001 without KIT)

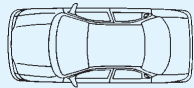
TRANSMISSIONI-DRIVESHAFTS-TRANSMISSIONS-ANTRIEBSWELLEN-TRANSMISSIONES

Legenda quote dimensionali vedi pagina I
 Legenda of dimensions see page I



		CHASSIS	L/R	METELLI ref.	ABS	DESCRIP- TION		INFO	A	B	C	D	E	F	H	I	L	Fig
LANCIA																		
Zeta																		
2.1TD (80 kW)	9/94-		R	17-0143		Driveshaft		G.Box ME5K	27		37	100	89		82	370	940	4
	9/94-		L	17-0144	48	Driveshaft		G.Box ME5K	27		37	100	89		82	68	640	3
	9/94-		R	17-0145	48	Driveshaft		G.Box ME5K	27		37	100	89		82	370	940	4
LEXUS																		
ES																		
250	90-91			15-1207		Joint Kit	X	Eng. 2VZFE	26	27	56	89,5	59					2
GS I																		
300 (156 kW)	93-97			15-1325	48	Joint Kit	X	Eng. 2JZ-GE	30	34	56	94,3						2
LS I																		
400 (180 kW)	90-12/94			15-1325	48	Joint Kit	X	Eng. 1UZ-FE	30	34	56	94,3						2
MAZDA																		
121 I Festiva																		
1.1 (40-41 kW)	85-89			15-1171		Joint Kit	X	Mod. DA1 Eng. B1	24	19	52	71	56					1
1.3i (48 kW)	85-89			15-1171		Joint Kit	X	Mod. DA3 Eng. B3	24	19	52	71	56					1
121 II Festiva																		
1.3 (40 kW)	1/90-3/96			15-1157		Joint Kit	X	A/T, Mod. DB	24	21	52	79	57					1
	1/90-3/96			15-1171		Joint Kit	X	M/T, Mod. DB	24	19	52	71	56					1
1.3 16v (53 kW)	1/90-3/96			15-1261		Joint Kit	X	M/T, Mod. DA3 Eng. BJ, B3	24	20	52	72	56					1

Per ordinare i GIUNTI senza KIT, sostituire il primo numero dopo il precodice con 0 mantenendo invariate le ultime 3 cifre. (Es.:15-1001 c/KIT=15-0001 senza KIT / 16-1001 c/KIT =16-0001 senza KIT)
 By request we supply outer and inner CVJ without KIT (Eg.:15-1001 with KIT=15-0001 without KIT / 16-1001 with KIT =16-0001 without KIT)

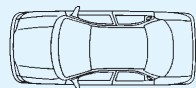


Legenda quote dimensionali vedi pagina I
 Legenda of dimensions see page I

		CHASSIS	L/R	METELLI ref.	ABS	DESCRIP-TION			INFO	A	B	C	D	E	F	H	I	L	Fig
MAZDA																			
323 II (Familia, GLC)																			
1.1 (40 kW)	6/80-7/85			15-1024		Joint Kit	X		M/T, Mod. BD Eng. E1	24	22	52	79	56					1
1.3 (44-55 kW)	6/80-89			15-1024		Joint Kit	X		A/T+M/T, Mod. BD, BF Eng. E3, B3, E5	24	22	52	79	56					1
1.3, 1.5 GLC 82AC	81-89			15-1024		Joint Kit	X		Usa	24	22	52	79	56					1
1.5 (55-63-65 kW)	80-12/85			15-1024		Joint Kit	X		M/T, Eng. E5 Mod. BD	24	22	52	79	56					1
323 III (Familia, GLC)																			
1.1 (40 kW)	85-12/87			15-1024		Joint Kit	X		M/T, Mod. BF Eng. E1	24	22	52	79	56					1
1.3 (44 kW)	85-5/89			15-1024		Joint Kit	X		A/T, Mod. BF Eng. E3	24	22	52	79	56					1
	5/85-10/89			15-1157		Joint Kit	X		M/T, Mod. BF Eng. E3, B3	24	21	52	79	57					1
1.5 (54-55-63 kW)	85-8/89			15-1024		Joint Kit	X		A/T+M/T, Mod. BF, BW Eng. E5, B5	24	22	52	79	56					1
1.5 Turbo (85 kW)	85-12/89			15-1254		Joint Kit	X		M/T, Mod. 5P, MP Eng. E5	24	23	52	80	56					1
1.6 4WD (63 kW)	86-10/89			15-1254		Joint Kit	X		M/T, FWD, Mod. MP Eng. B6	24	23	52	80	56					1
1.6 GT (63-77 kW)	6/85-10/89			15-1024		Joint Kit	X		A/T, Mod. BF Eng. B6	24	22	52	79	56					1
1.6 Turbo (103 kW)	85-12/89			15-1254		Joint Kit	X		M/T, Mod. 5P, MP Eng. E6	24	23	52	80	56					1
1.7D (40-42 kW)	1/86-9/89			15-1024		Joint Kit	X		A/T+M/T, Mod. BF Eng. PN, 27, 26, 46	24	22	52	79	56					1
79AC 4WD H-Back	88-89			15-1157		Joint Kit	X		FWD, Usa	24	21	52	79	57					1
323 IV																			
1.3 16v (54 kW)	89-7/94			15-1137		Joint Kit	X		A/T+M/T, Mod. BG Eng. B3	26	21	56	75,4	63					2
1.6i 8v, 16v (62-65 kW)	11/89-94			15-1138		Joint Kit	X		A/T+M/T, Mod. BG Eng. B6, E	26	22	56	79	63					2
	89-94			16-1027		Joint Kit		X	Mod. BG	24	22	39,4	75,4						
1.8 16v, 4WD (76 kW)	89-94			15-1145		Joint Kit	X		FWD, Incl. Aust., Eng. BP OHC Mod. BG	26	23	56	83	62					1
	89-94			15-1350	44	Joint Kit	X		FWD, Eng. BP OHC Mod. BG	26	23	56	90	63					2
1.8 16v GT (94 kW)	90-92			15-1146		Joint Kit	X		Incl. Usa, Eng. BP DOHC Mod. BG	26	30	56	83	62					2
	90-92			15-1304A	44	Joint Kit	X		Incl. Usa, Eng. BP DOHC Mod. BG	26	30	56	90	63					2

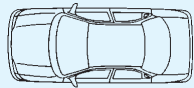
Per ordinare i GIUNTI senza KIT, sostituire il primo numero dopo il precodice con 0 mantenendo invariate le ultime 3 cifre. (Es:15-1001 c/KIT=15-0001 senza KIT / 16-1001 c/KIT =16-0001 senza KIT)
 By request we supply outer and inner CVJ without KIT (Eg.:15-1001 with KIT=15-0001 without KIT / 16-1001 with KIT =16-0001 without KIT)

Legenda quote dimensionali vedi pagina I
Legenda of dimensions see page I



		CHASSIS	L/R	METELLI ref.	ABS	DESCRIP- TION		INFO	A	B	C	D	E	F	H	I	L	Fig
MAZDA																		
323 IV (Familia)																		
1.3i (49 kW)	7/89-6/91			15-1137		Joint Kit	X	M/T, Mod. BG Eng. B3E	26	21	56	75,4	63					2
1.5 (54-55-63 kW)	11/89-7/94			15-1137		Joint Kit	X	A/T+M/T, Mod. BG Eng. E5	26	21	56	75,4	63					2
	89-92			15-1141		Joint Kit	X	Usa-Australia, Mod. BG Eng. B5 DOHC	26	22	56	79	62					2
1.6 (62-65 kW)	89-92			15-1141		Joint Kit	X	Usa-Australia, Mod. BG Eng. B6 DOHC	26	22	56	79	62					2
1.6 4WD (63 kW)	89-93			15-1024		Joint Kit	X	A/T+M/T, FWD, Eng. B6E	24	22	52	79	56					1
1.7D (41 kW)	-8/89			15-1024		Joint Kit	X	A/T+M/T, Eng. PN26	24	22	52	79	56					1
	9/89-			15-1137		Joint Kit	X	M/T, Mod. BG Eng. PN46	26	21	56	75,4	63					2
1.8, 4WD (94 kW)	89-92			15-1141		Joint Kit	X	FWD, Usa-Austr., Mod. BG Eng. BP DOHC	26	22	56	79	62					2
1.9 16v (76 kW)	91-94			15-1135		Joint Kit	X	A/T+M/T, Mod. BG Eng. BP	26	23	56	83	62					1
323 V (Familia, GLC)																		
1.3 (54 kW)	10/96-9/98			15-1384		Joint Kit	X	A/T+M/T, Mod. BA Eng. B3-ME	26	22	56	80	63					1
	6/94-98			15-1372	44	Joint Kit	X	Mod. BA Eng. B3-ME	26	22	56	90	63					1
1.5 (65 kW)	6/94-98			15-1384		Joint Kit	X	A/T+M/T, Mod. BA Eng. Z5-DE	26	22	56	80	63					1
	6/94-98			15-1372	44	Joint Kit	X	Mod. BA Eng. Z5-DE	26	22	56	90	63					1
1.6TD (60 kW)	2/95-9/98			15-1304		Joint Kit	X	Mod. BA Eng. 4EE1-T	26	30	56	82,6	63					2
	2/95-9/98			15-1304A	44	Joint Kit	X	Mod. BA Eng. 4EE1-T	26	30	56	90	63					2
1.8i 16v (84 kW)	94-98			15-1304		Joint Kit	X	Mod. BA Eng. BP-ZE	26	30	56	82,6	63					2
	94-98			15-1304A	44	Joint Kit	X	Mod. BA Eng. BP-ZE	26	30	56	90	63					2
2.0D (52 kW)	6/94-98			15-1384		Joint Kit	X	Mod. BA	26	22	56	80	63					1
	6/94-98			15-1372	44	Joint Kit	X	Mod. BA	26	22	56	90	63					1
626 II (Capella)																		
1.6 (55-59 kW)	10/82-6/87			15-1069		Joint Kit	X	A/T+M/T, Mod. GC6P Eng. F6	26	23	52	82,6	62					1
1.8 (70-74 kW)	10/82-6/87			15-1069		Joint Kit	X	A/T+M/T, Mod. GC8P Eng. F8	26	23	52	82,6	62					1

Per ordinare i GIUNTI senza KIT, sostituire il primo numero dopo il precodice con 0 mantenendo invariate le ultime 3 cifre. (Es:15-1001 c/KIT=15-0001 senza KIT / 16-1001 c/KIT =16-0001 senza KIT)
By request we supply outer and inner CVJ without KIT (Eg.:15-1001 with KIT=15-0001 without KIT / 16-1001 with KIT =16-0001 without KIT)

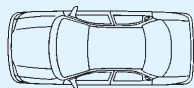


Legenda quote dimensionali vedi pagina I
 Legenda of dimensions see page I

		CHASSIS	L/R	METELLI ref.	ABS	DESCRIP-TION			INFO	A	B	C	D	E	F	H	I	L	Fig
MAZDA																			
626 II (Capella) 2.0 (68-74-88 kW)	10/82-6/87			15-1042		Joint Kit	X		Mod. GCEP Eng. FE, EGI	26	25	52	89,5	62					1
	82-87			15-1058		Joint Kit	X		Usa, Mod. GC Eng. FE, RE	26	25	52	89,5	62					1
2.0D (46 kW)	1/83-6/87			15-1042		Joint Kit	X		A/T+M/T, Eng. RF Mod. GCFJ, GCFP	26	25	52	89,5	62					1
626 III (Capella) 1.6 (55-61 kW)	87-92			15-1135		Joint Kit	X		M/T, Mod. GD6P, GV6V Eng. B6	26	23	56	83	62					1
	87-92			15-1145		Joint Kit	X		A/T, Mod. GD6P Eng. B6	26	23	56	83	62					1
1.8 (65-69 kW)	9/87-92			15-1059		Joint Kit	X		A/T+M/T, Mod. GD8S, SW Eng. F8	26	25	56	89,5	62					1
	87-92			15-1135		Joint Kit	X		M/T, Mod. GD8P Eng. F8	26	23	56	83	62					1
	89-92			15-1137		Joint Kit	X		M/T, Mod. GD8R Eng. F8	26	21	56	75,4	63					2
	87-92			15-1145		Joint Kit	X		A/T, Mod. GD8P, GD85T Eng. F8	26	23	56	83	62					1
2.0	1/90-12/92			15-1278	90	Joint Kit	X		South Africa	26	25	56	96,7	63					1
2.0, SW (66 kW)	87-90			15-1059		Joint Kit	X		M/T, Eng. FE Mod. GD	26	25	56	89,5	62					1
2.0 12v, 16v, SW (79-103-109 kW)	9/87-92			15-1059		Joint Kit	X		A/T, Eng. FE, RF	26	25	56	89,5	62					1
	89-92			15-1137		Joint Kit	X		M/T, Mod. GVER Eng. FE	26	21	56	75,4	63					2
	9/87-92			15-1291		Joint Kit	X		M/T, Eng. FE, RF	28	26	56	94	62,5					2
	9/87-92			15-1328	44	Joint Kit	X		M/T, Eng. FE, RF	28	26	56	94						2
2.0D (44 kW)	9/87-92			15-1059		Joint Kit	X		A/T, Eng. RFB Mod. GD	26	25	56	89,5	62					1
	9/87-92			15-1291		Joint Kit	X		M/T, Eng. RFB Mod. GD	28	26	56	94	62,5					2
	9/87-92			15-1328	44	Joint Kit	X		M/T, Eng. RFB Mod. GD	28	26	56	94						2
2.0D SW Compres (44 kW)	87-92			15-1135		Joint Kit	X		A/T+M/T, Mod. GD Eng. RF	26	23	56	83	62					1
2.2 12v (85 kW)	9/87-92			15-1059		Joint Kit	X		A/T, Eng. F2	26	25	56	89,5	62					1
	9/87-92			15-1291		Joint Kit	X		M/T, Eng. F2	28	26	56	94	62,5					2
	9/87-92			15-1328	44	Joint Kit	X		M/T, Eng. F2	28	26	56	94						2
2.2 12v 4WD, SW (85 kW)	87-92			15-1059		Joint Kit	X		A/T, FWD, Eng. F2	26	25	56	89,5	62					1
	87-92			15-1291		Joint Kit	X		M/T, FWD, Eng. F2	28	26	56	94	62,5					2

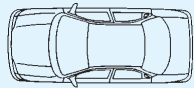
Per ordinare i GIUNTI senza KIT, sostituire il primo numero dopo il precodice con 0 mantenendo invariate le ultime 3 cifre. (Es:15-1001 c/KIT=15-0001 senza KIT / 16-1001 c/KIT =16-0001 senza KIT)
 By request we supply outer and inner CVJ without KIT (Eg.:15-1001 with KIT=15-0001 without KIT / 16-1001 with KIT =16-0001 without KIT)

Legenda quote dimensionali vedi pagina I
Legenda of dimensions see page I



		CHASSIS	L/R	METELLI ref.	ABS	DESCRIP- TION		INFO	A	B	C	D	E	F	H	I	L	Fig
MAZDA																		
626 III (Capella) 2.2 12v 4WD, SW (85 kW)	87-92			15-1328	44	Joint Kit	X	M/T, FWD, Eng. F2	28	26	56	94						2
626 IV 1.8	92-93			15-1146		Joint Kit	X	Usa	26	30	56	83	62					2
1.8i (77 kW)	8/91-4/97			15-1268		Joint Kit	X	A/T+M/T, Mod. GE Eng. FP, K8	28	23	56	87	63					2
	8/91-4/97			15-1335	44	Joint Kit	X	A/T+M/T, Mod. GE Eng. FP, K8	28	23	56	97	63					2
2.0 i, 4WD (85 kW)	8/91-4/97			15-1268		Joint Kit	X	A/T+M/T, FWD, Mod. GE Eng. FS, KF	28	23	56	87	63					2
	8/91-4/97			15-1335	44	Joint Kit	X	A/T+M/T, FWD, Mod. GE Eng. FS, KF	28	23	56	97	63					2
2.0D GLX, Comprex (55 kW)	92-97			15-1268		Joint Kit	X	A/T+M/T, Mod. GE Eng. RF OHC	28	23	56	87	63					2
	92-97			15-1335	44	Joint Kit	X	A/T+M/T, Mod. GE Eng. RF OHC	28	23	56	97	63					2
2.5 24v (120-121 kW)	1/92-4/97			15-1291		Joint Kit	X	M/T, Mod. GE Eng. KL	28	26	56	94	62,5					2
	1/92-4/97			15-1328	44	Joint Kit	X	M/T, Mod. GE Eng. KL	28	26	56	94						2
Astina																		
1.5 (54-55-63 kW)	89-93			15-1138		Joint Kit	X	A/T+M/T, Eng. B5, BP DOHC	26	22	56	79	63					2
1.6i 16v (62-65-76 kW)	89-93			15-1138		Joint Kit	X	A/T+M/T, Eng. B6, BP	26	22	56	79	63					2
1.8 (94 kW)	90-92			15-1146		Joint Kit	X	Australia, Mod. JM Eng. BP DOHC	26	30	56	83	62					2
1.8i 16v (62-65-76 kW)	89-93			15-1138		Joint Kit	X	A/T+M/T, Eng. B6, BP	26	22	56	79	63					2
1.8i 16v (84 kW)	94-98			15-1304		Joint Kit	X	Eng. BP-ZE	26	30	56	82,6	63					2
	94-98			15-1304A	44	Joint Kit	X	Eng. BP-ZE	26	30	56	90	63					2
Festiva																		
75LAC	88-92			15-1171		Joint Kit	X	Usa	24	19	52	71	56					1
Lantis																		
1.8i 16v (84 kW)	94-98			15-1304		Joint Kit	X	Eng. BP-ZE	26	30	56	82,6	63					2

Per ordinare i GIUNTI senza KIT, sostituire il primo numero dopo il precodice con 0 mantenendo invariate le ultime 3 cifre. (Es:15-1001 c/KIT=15-0001 senza KIT / 16-1001 c/KIT =16-0001 senza KIT)
By request we supply outer and inner CVJ without KIT (Eg.:15-1001 with KIT=15-0001 without KIT / 16-1001 with KIT =16-0001 without KIT)





Legenda quote dimensionali vedi pagina I
 Legenda of dimensions see page I

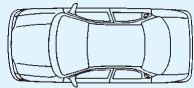
		CHASSIS	L/R	METELLI ref.	ABS	DESCRIP-TION			INFO	A	B	C	D	E	F	H	I	L	Fig
MAZDA																			
Lantis 1.8i 16v (84 kW)	94-98			15-1304A	44	Joint Kit	X		Eng. BP-ZE	26	30	56	90	63					2
Laser 1.8i 16v	89-94			15-1350	44	Joint Kit	X		4WD Eng. BP OHC Mod. BG	26	23	56	90	63					2
82AC	81-85			15-1024		Joint Kit	X		Usa	24	22	52	79	56					1
Miata 4 Cyl.	92-93			15-1138		Joint Kit	X		A/T	26	22	56	79	63					2
RWD	89-92			15-1138		Joint Kit	X			26	22	56	79	63					2
Millennia 2.5	95-97			15-1291		Joint Kit	X		Usa	28	26	56	94	62,5					2
	95-97			15-1328	44	Joint Kit	X		Usa	28	26	56	94						2
MPV I 3.0 4WD	95-96			15-1059		Joint Kit	X		FWD	26	25	56	89,5	62					1
MX-3 1.5 (54-55-63 kW)	91-93			15-1138		Joint Kit	X		A/T+M/T, Eng. B5, BP DOHC	26	22	56	79	63					2
1.6i 16v (65 kW)	91-93			15-1138		Joint Kit	X		A/T+M/T, Eng. B69, BP	26	22	56	79	63					2
1.8	92-93			15-1145		Joint Kit	X		Usa	26	23	56	83	62					1
1.8i 16v (98 kW)	92-94			15-1138		Joint Kit	X		A/T+M/T, Eng. K819	26	22	56	79	63					2
82AC	92-93			15-1141		Joint Kit	X		Usa	26	22	56	79	62					2
87LAC 6 Cyl.	92-93			15-1137		Joint Kit	X			26	21	56	75,4	63					2

Per ordinare i GIUNTI senza KIT, sostituire il primo numero dopo il precodice con 0 mantenendo invariate le ultime 3 cifre. (Es:15-1001 c/KIT=15-0001 senza KIT / 16-1001 c/KIT =16-0001 senza KIT)
 By request we supply outer and inner CVJ without KIT (Eg.:15-1001 with KIT=15-0001 without KIT / 16-1001 with KIT =16-0001 without KIT)

Legenda quote dimensionali vedi pagina I
Legenda of dimensions see page I

		CHASSIS	L/R	METELLI ref.	ABS	DESCRIP- TION		INFO	Legenda quote dimensionali vedi pagina I Legenda of dimensions see page I																		
									A	B	C	D	E	F	H	I	L	Fig									
MAZDA																											
MX-6																											
1.6 (55-61 kW)				15-1059		Joint Kit	X	M/T, Mod. GD6P Eng. B6	26	25	56	89,5	62							1							
				15-1135		Joint Kit	X	A/T, Mod. GD6P Eng. B6	26	23	56	83	62							1							
1.8				15-1146		Joint Kit	X	Usa	26	30	56	83	62							2							
1.8 (65-69 kW)				15-1059		Joint Kit	X	M/T, Mod. GD8P Eng. F8	26	25	56	89,5	62							1							
				15-1135		Joint Kit	X	A/T, Mod. GD8P Eng. F8	26	23	56	83	62							1							
1.8i (77 kW)				15-1268		Joint Kit	X	A/T+M/T, Mod. GE Eng. FP, K8	28	23	56	87	63							2							
2.0i, 4WD (85 kW)				15-1268		Joint Kit	X	A/T+M/T, FWD, Mod. GE Eng. FS, KF	28	23	56	87	63							2							
2.5 24v (120-121 kW)				15-1291		Joint Kit	X	M/T, Mod. GE6 Eng. KL	28	26	56	94	62,5							2							
				15-1328	44	Joint Kit	X	M/T, Mod. GE6 Eng. KL	28	26	56	94								2							
Probe																											
2.0				15-1268		Joint Kit	X	M/T, Usa	28	23	56	87	63							2							
2.2				15-1059		Joint Kit	X	Usa	26	25	56	89,5	62							1							
All models				15-1135		Joint Kit	X	(Exc. 2.2)	26	23	56	83	62							1							
Proceed B2600																											
4WD				15-1256		Joint Kit	X	FWD, Mod. 95LAC Wagon	26	25	65	90	142,5							1							
Protege																											
1.6 SOHC				15-1145		Joint Kit	X	Usa	26	23	56	83	62							1							
1.8 DOHC				15-1146		Joint Kit	X	Usa	26	30	56	83	62							2							
1.8 OHC NSK 23				15-1145		Joint Kit	X	Usa	26	23	56	83	62							1							
87AC, LAC				15-1146		Joint Kit	X	Usa	26	30	56	83	62							2							
Telstar																											
1.6, 1.8				15-1135		Joint Kit	X		26	23	56	83	62							1							

Per ordinare i GIUNTI senza KIT, sostituire il primo numero dopo il precodice con 0 mantenendo invariate le ultime 3 cifre. (Es:15-1001 c/KIT=15-0001 senza KIT / 16-1001 c/KIT =16-0001 senza KIT)
By request we supply outer and inner CVJ without KIT (Eg.:15-1001 with KIT=15-0001 without KIT / 16-1001 with KIT =16-0001 without KIT)

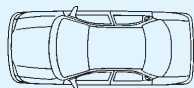




Legenda quote dimensionali vedi pagina I
 Legenda of dimensions see page I

		CHASSIS	L/R	METELLI ref.	ABS	DESCRIPTION			INFO	A	B	C	D	E	F	H	I	L	Fig	
MAZDA																				
Telstar																				
2.0	1/90-12/92			15-1278	90	Joint Kit	X		South Africa	26	25	56	96,7	63						1
Telstar Cronos																				
1.8i (77 kW)	92-4/97			15-1268		Joint Kit	X		A/T+M/T, Mod. GE8P, GEEP Eng. FP, K8	28	23	56	87	63						2
2.0 (55 kW)	92-4/97			15-1268		Joint Kit	X		A/T+M/T, Mod. GEPF Eng. RF	28	23	56	87	63						2
2.0 i, 4WD (85 kW)	92-4/97			15-1268		Joint Kit	X		FWD, Mod. GE8P, GEEP Eng. FS, KF	28	23	56	87	63						2
2.0D (44 kW)	8/90-			15-1059		Joint Kit	X		Mod. GV Eng. RF	26	25	56	89,5	62						1
2.5 (120-121 kW)	5/92-			15-1291		Joint Kit	X		A/T, Mod. GE5P Eng. KL	28	26	56	94	62,5						2
	5/92-			15-1328	44	Joint Kit	X		A/T, Mod. GE5P Eng. KL	28	26	56	94							2
Tracer																				
82AC	87-89			15-1024		Joint Kit	X		Usa	24	22	52	79	56						1
MERCEDES-BENZ																				
107 (R107-C107)																				
280 SL, SLC (130-136 kW)	6/76-7/85			17-0092		Driveshaft			A/T+M/T	27		27	105	105		70	33	650	12	
350 SL, SLC (143-147 kW)	5/71-2/80			17-0092		Driveshaft			A/T+M/T	27		27	105	105		70	33	650	12	
380 SL, SLC (150-160 kW)	7/80-8/85			17-0092		Driveshaft			A/T+M/T	27		27	105	105		70	33	650	12	
114 (W114)																				
230.6 (88 kW)	1/68-11/76			17-0092		Driveshaft			A/T+M/T	27		27	105	105		70	33	650	12	
250, Coupé (85-96 kW)	1/68-11/76			17-0092		Driveshaft			A/T+M/T	27		27	105	105		70	33	650	12	
280, E, Coupé (118-136 kW)	6/72-11/76			17-0092		Driveshaft			A/T+M/T	27		27	105	105		70	33	650	12	

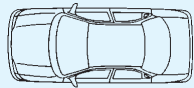
Per ordinare i GIUNTI senza KIT, sostituire il primo numero dopo il precodice con 0 mantenendo invariate le ultime 3 cifre. (Es:15-1001 c/KIT=15-0001 senza KIT / 16-1001 c/KIT =16-0001 senza KIT)
 By request we supply outer and inner CVJ without KIT (Eg.:15-1001 with KIT=15-0001 without KIT / 16-1001 with KIT =16-0001 without KIT)

Legenda quote dimensionali vedi pagina I
Legenda of dimensions see page I



		CHASSIS	L/R	METELLI ref.	ABS	DESCRIP- TION 	INFO	A	B	C	D	E	F	H	I	L	Fig
MERCEDES-BENZ																	
115 (W115)																	
200 (63-70 kW)	1/68-1/77			17-0092		Driveshaft	A/T+M/T	27		27	105	105		70	33	650	12
200D (40 kW)	1/68-1/77			17-0092		Driveshaft	A/T+M/T	27		27	105	105		70	33	650	12
220 (66-77 kW)	1/68-7/73			17-0092		Driveshaft	A/T+M/T	27		27	105	105		70	33	650	12
220D (44 kW)	1/68-1/77			17-0092		Driveshaft	A/T+M/T	27		27	105	105		70	33	650	12
230.4 (81 kW)	8/73-12/76			17-0092		Driveshaft	A/T+M/T	27		27	105	105		70	33	650	12
240D (48-59 kW)	8/73-1/77			17-0092		Driveshaft	A/T+M/T	27		27	105	105		70	33	650	12
123 (S123)																	
200 Mod. T (74-80 kW)	11/80-11/85			17-0092		Driveshaft	A/T+M/T	27		27	105	105		70	33	650	12
230 Mod. T, TE (80-100 kW)	9/77-11/85			17-0092		Driveshaft	A/T+M/T	27		27	105	105		70	33	650	12
240D Mod. T (53 kW)	3/79-12/85			17-0092		Driveshaft	A/T+M/T	27		27	105	105		70	33	650	12
280 Mod. TE (136 kW)	9/77-11/85			17-0092		Driveshaft	A/T+M/T	27		27	105	105		70	33	650	12
300D Mod. T (59-65 kW)	9/77-11/85			17-0092		Driveshaft	A/T+M/T	27		27	105	105		70	33	650	12
300TD Mod. T (92 kW)	10/80-11/85			17-0092		Driveshaft	A/T+M/T	27		27	105	105		70	33	650	12
123 (W123)																	
200 (62-69-74-80 kW)	2/76-11/85			17-0092		Driveshaft	A/T+M/T	27		27	105	105		70	33	650	12
200D (40-44 kW)	7/76-11/85			17-0092		Driveshaft	A/T+M/T	27		27	105	105		70	33	650	12
220D (44-49 kW)	1/76-3/79			17-0092		Driveshaft	A/T+M/T	27		27	105	105		70	33	650	12
230, E, Coupé (80-100 kW)	2/76-12/85			17-0092		Driveshaft	A/T+M/T	27		27	105	105		70	33	650	12
240D (53 kW)	3/79-11/85			17-0092		Driveshaft	A/T+M/T	27		27	105	105		70	33	650	12
280, E, Coupé (115-130-136 kW)	2/76-11/85			17-0092		Driveshaft	A/T+M/T	27		27	105	105		70	33	650	12
300D (59-65 kW)	2/76-11/85			17-0092		Driveshaft	A/T+M/T	27		27	105	105		70	33	650	12
300TD, Coupé (92 kW)	8/81-7/85			17-0092		Driveshaft	A/T+M/T	27		27	105	105		70	33	650	12

Per ordinare i GIUNTI senza KIT, sostituire il primo numero dopo il precodice con 0 mantenendo invariate le ultime 3 cifre. (Es:15-1001 c/KIT=15-0001 senza KIT / 16-1001 c/KIT =16-0001 senza KIT)
By request we supply outer and inner CVJ without KIT (Eg.:15-1001 with KIT=15-0001 without KIT / 16-1001 with KIT =16-0001 without KIT)

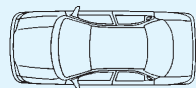


Legenda quote dimensionali vedi pagina I
 Legenda of dimensions see page I

		CHASSIS	L/R	METELLI ref.	ABS	DESCRIP-TION			INFO	A	B	C	D	E	F	H	I	L	Fig
MERCEDES-BENZ																			
190 (W201)																			
1.8E (80 kW)		4/90-8/93		17-0215		Driveshaft			A/T+M/T	25			95	100		68		634	17
2.0 (66 kW)		10/82-10/84		17-0215		Driveshaft			A/T+M/T	25			95	100		68		634	17
2.0 E (83-90 kW)		10/82-8/83		17-0215		Driveshaft			A/T+M/T	25			95	100		68		634	17
2.0D (53-55 kW)		8/83-8/93		17-0215		Driveshaft			A/T+M/T	25			95	100		68		634	17
2.3E (97 kW)		9/86-8/91		17-0215		Driveshaft			A/T+M/T	25			95	100		68		634	17
2.5D (66-69 kW)		4/85-8/93		17-0215		Driveshaft			A/T+M/T	25			95	100		68		634	17
Classe A (W168)																			
140 (60 kW)		97-		15-1367	48	Joint Kit	X			24	27	57	76,9	30,6					2
		7/97-12/00	L	17-0466	49	Driveshaft				24		22	77			69		580	
		7/97-12/00	R	17-0467	49	Driveshaft				24		22	77			69		952	
160 (75 kW)		97-		15-1367	48	Joint Kit	X			24	27	57	76,9	30,6					2
		7/97-12/00	L	17-0466	49	Driveshaft				24		22	77			69		580	
		7/97-12/00	R	17-0467	49	Driveshaft				24		22	77			69		952	
160 CDI (44 kW)		7/98-12/00	L	17-0466	49	Driveshaft				24		22	77			69		580	
		7/98-12/00	R	17-0467	49	Driveshaft				24		22	77			69		952	
170 CDI (66 kW)		7/98-12/00	L	17-0466	49	Driveshaft				24		22	77			69		580	
		7/98-12/00	R	17-0467	49	Driveshaft				24		22	77			69		952	
190 (92 kW)		99-		15-1367	48	Joint Kit	X			24	27	57	76,9	30,6					2
Classe C (W202)																			
C 180 (90 kW)		93-		17-0268		Driveshaft				25			95	100		70		645	17
C 200 (100 kW)		93-		17-0268		Driveshaft				25			95	100		70		645	17
C 200D (55 kW)		93-		17-0268		Driveshaft				25			95	100		70		645	17
C 220 (110 kW)		93-		17-0268		Driveshaft				25			95	100		70		645	17
C 220D (70 kW)		93-		17-0268		Driveshaft				25			95	100		70		645	17

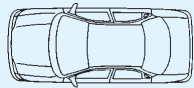
Per ordinare i GIUNTI senza KIT, sostituire il primo numero dopo il precodice con 0 mantenendo invariate le ultime 3 cifre. (Es:15-1001 c/KIT=15-0001 senza KIT / 16-1001 c/KIT =16-0001 senza KIT)
 By request we supply outer and inner CVJ without KIT (Eg.:15-1001 with KIT=15-0001 without KIT / 16-1001 with KIT =16-0001 without KIT)

Legenda quote dimensionali vedi pagina I
 Legenda of dimensions see page I



		CHASSIS	L/R	METELLI ref.	ABS	DESCRIP- TION		INFO	A	B	C	D	E	F	H	I	L	Fig
MERCEDES-BENZ																		
Classe C (W202)																		
C 250D (83 kW)	93-			17-0268		Driveshaft			25			95	100		70		645	17
C 280 (142 kW)	93-			17-0268		Driveshaft			25			95	100		70		645	17
MERCEDES-BENZ V. COMMERCIALI/ LCV																		
Classe V (638)																		
200 (95 kW)	2/97-			17-0376		Driveshaft			27			98	1105		99		530	
	2/96-			17-0173	48	Driveshaft			27			98	110		99		530	10
200 CDI (75 kW)	3/99-			15-1373	48	Joint Kit	X	M/T	27	36	71,7	101,4	63,3					2
	3/99-			17-0377		Driveshaft			27			101	122		99		510	
	3/99-			17-0185	48	Driveshaft			27			102	122		100		505	12
220 CDI (90 kW)	3/99-			15-1373	48	Joint Kit	X	M/T	27	36	71,7	101,4	63,3					2
	3/99-			17-0377		Driveshaft			27			101	122		99		510	
	3/99-			17-0185	48	Driveshaft			27			102	122		100		505	12
230 (105 kW)	10/96-			17-0376		Driveshaft			27			98	1105		99		530	
	10/96-			17-0173	48	Driveshaft			27			98	110		99		530	10
230TD (72 kW)	9/96-			17-0376		Driveshaft			27			98	1105		99		530	
	9/96-			17-0173	48	Driveshaft			27			98	110		99		530	10
MB 100 - 120 - 140 (631)																		
All models				17-0093		Driveshaft			30	30		100	90		138	33	730	8
				17-0094		Driveshaft			30	30		100	90		144	33	715	8
Vito (638)																		
2.0 113 (95 kW)	2/96-			15-1298	48	Joint Kit	X	M/T	27	27	60	101	64					2
	2/96-			16-1016		Joint Kit		X M/T		28		108						

Per ordinare i GIUNTI senza KIT, sostituire il primo numero dopo il precodice con 0 mantenendo invariate le ultime 3 cifre. (Es:15-1001 c/KIT=15-0001 senza KIT / 16-1001 c/KIT =16-0001 senza KIT)
 By request we supply outer and inner CVJ without KIT (Eg.:15-1001 with KIT=15-0001 without KIT / 16-1001 with KIT =16-0001 without KIT)



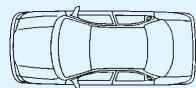
Legenda quote dimensionali vedi pagina I
 Legenda of dimensions see page I

		CHASSIS	L/R	METELLI ref.	ABS	DESCRIP-TION			INFO	A	B	C	D	E	F	H	I	L	Fig
MERCEDES-BENZ V. COMMERCIALI/ LCV Vito (638) 2.0 113 (95 kW)	2/96-			17-0376		Driveshaft				27			98	1105		99		530	
	2/96-			17-0173	48	Driveshaft				27			98	110		99		530	10
2.2 CDI 108 (60 kW)	3/99-			15-1373	48	Joint Kit	X		M/T	27	36	71,7	101,4	63,3					2
	3/99-			17-0377		Driveshaft				27			101	122		99		510	
	3/99-			17-0185	48	Driveshaft				27			102	122		100		505	12
2.2 CDI 110 (75 kW)	3/99-			15-1373	48	Joint Kit	X		M/T	27	36	71,7	101,4	63,3					2
	3/99-			17-0377		Driveshaft				27			101	122		99		510	
	3/99-			17-0185	48	Driveshaft				27			102	122		100		505	12
2.2 CDI 112 (90 kW)	3/99-			15-1373	48	Joint Kit	X		M/T	27	36	71,7	101,4	63,3					2
	3/99-			17-0377		Driveshaft				27			101	122		99		510	
	3/99-			17-0185	48	Driveshaft				27			102	122		100		505	12
2.3 114 (105 kW)	12/96-			15-1298	48	Joint Kit	X		M/T	27	27	60	101	64					2
	12/96-			16-1016		Joint Kit		X	M/T		28		108						
	12/96-			17-0376		Driveshaft				27			98	1105		99		530	
	2/96-			17-0173	48	Driveshaft				27			98	110		99		530	10
2.3D, TD 108, 110 (58-72 kW)	2/96-			15-1298	48	Joint Kit	X		M/T	27	27	60	101	64					2
	2/96-			16-1016		Joint Kit		X	M/T		28		108						
	2/96-			17-0376		Driveshaft				27			98	1105		99		530	
	2/96-			17-0173	48	Driveshaft				27			98	110		99		530	10
MERCURY FORD USA Capri-Tracer 82AC	91-94			15-1024		Joint Kit	X			24	22	52	79	56					1

TRANSMISSIONS-DRIVESHAFTS-TRANSMISSIONS-ANTRIEBSWELLEN-TRANSMISSIONES

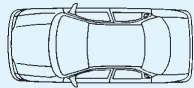
Per ordinare i GIUNTI senza KIT, sostituire il primo numero dopo il precodice con 0 mantenendo invariate le ultime 3 cifre. (Es.:15-1001 c/KIT=15-0001 senza KIT / 16-1001 c/KIT =16-0001 senza KIT)
 By request we supply outer and inner CVJ without KIT (Eg.:15-1001 with KIT=15-0001 without KIT / 16-1001 with KIT =16-0001 without KIT)

Legenda quote dimensionali vedi pagina I
Legenda of dimensions see page I



		CHASSIS	L/R	METELLI ref.	ABS	DESCRIP- TION	INFO	A	B	C	D	E	F	H	I	L	Fig
mitsubishi																	
Champ																	
1.2	78-83			15-1026		Joint Kit	X Mod. A151, A155 Eng. G11B	25	22	50	82	63					1
1.4	80-83			15-1026		Joint Kit	X Mod. A152, A156 Eng. G12B	25	22	50	82	63					1
	83-86			15-1048		Joint Kit	X Usa	25	23	50	78,7	64					1
1.6	78-83			15-1026		Joint Kit	X Usa, Mod. A153, A157 Eng. G32B	25	22	50	82	63					1
	83-86			15-1048		Joint Kit	X Usa	25	23	50	78,7	64					1
Chariot Spacewagon																	
1.7, 4WD, GLX (66 kW)	84-88		L	15-1147		Joint Kit	X FWD, Mod. D05V Eng. 4G37	25	23	54	83	62					1
	84-88		R	15-1104		Joint Kit	X FWD, Mod. D05V Eng. 4G37	25	23	50	82	63					1
1.8 (61 kW)	1/84-12/88			15-1026		Joint Kit	X Mod. D05W Eng. G37	25	22	50	82	63					1
1.8 (66 kW)	1/83-84		L	15-1147		Joint Kit	X A/T+M/T	25	23	54	83	62					1
	1/83-84		R	15-1104		Joint Kit	X A/T+M/T	25	23	50	82	63					1
1.8D (43-44 kW)	1/83-4/91		L	15-1147		Joint Kit	X Mod. D09W Eng. 4D65	25	23	54	83	62					1
	1/83-4/91		R	15-1104		Joint Kit	X Mod. D09W Eng. 4D65	25	23	50	82	63					1
1.8TD (60 kW)	86-91			15-1048		Joint Kit	X Mod. D09W Eng. 4D65T	25	23	50	78,7	64					1
	1/84-86		L	15-1147		Joint Kit	X Mod. D09W Eng. 4D65T	25	23	54	83	62					1
	1/84-86		R	15-1104		Joint Kit	X Mod. D09W Eng. 4D65T	25	23	50	82	63					1
2.0 (62-74 kW)	10/86-11/91		L	15-1147		Joint Kit	X Mod. D04W Eng. 4G63B	25	23	54	83	62					1
	10/86-11/91		R	15-1104		Joint Kit	X Mod. D04W Eng. 4G63B	25	23	50	82	63					1
2.0 4WD (62-75 kW)	1/84-12/86			15-1064		Joint Kit	X FWD, Mod. D08W Eng. 4G63	25	25	50	89,5	64,7					1
Colt I																	
1.2 (41 kW)	9/81-3/88			15-1026		Joint Kit	X Mod. A151, 152, 153 Eng. 4G11, G11B	25	22	50	82	63					1
	79-8/81			15-1047		Joint Kit	X A/T+M/T, Mod. A15	25	22	50	82	63					2

Per ordinare i GIUNTI senza KIT, sostituire il primo numero dopo il precodice con 0 mantenendo invariate le ultime 3 cifre. (Es.:15-1001 c/KIT=15-0001 senza KIT / 16-1001 c/KIT =16-0001 senza KIT)
By request we supply outer and inner CVJ without KIT (Eg.:15-1001 with KIT=15-0001 without KIT / 16-1001 with KIT =16-0001 without KIT)

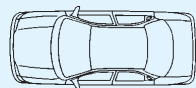


Legenda quote dimensionali vedi pagina I
 Legenda of dimensions see page I

		CHASSIS	L/R	METELLI ref.	ABS	DESCRIP-TION			INFO	A	B	C	D	E	F	H	I	L	Fig	
MITSUBISHI Colt I 1.4 (52 kW)	1/79-3/84			15-1026		Joint Kit	X		Mod. A152A, 156, 157 Eng. G12B, 4G12, 4G12T	25	22	50	82	63						1
	79-84			15-1047		Joint Kit	X		Mod. A15	25	22	50	82	63						2
1.4 Turbo (77 kW)	1/79-84			15-1026		Joint Kit	X		A/T+M/T	25	22	50	82	63						1
	1/79-84			15-1048		Joint Kit	X			25	23	50	78,7	64						1
Colt II 1.2 (41 kW)	3/84-5/86			15-1047		Joint Kit	X		Mod. C15 Eng. 4G16	25	22	50	82	63						2
	6/86-6/88			15-1048		Joint Kit	X		Mod. C15 Eng. 4G16	25	23	50	78,7	64						1
1.3 (49 kW)	84-88			15-1047		Joint Kit	X		Mod. C11, 51A, 61A Eng. G13B, 4G13	25	22	50	82	63						2
1.5 (52-56 kW)	84-5/86			15-1047		Joint Kit	X		Design MMC, Mod. 12, 52, 62 Eng. 4G15, B	25	22	50	82	63						2
	6/86-88			15-1048		Joint Kit	X		Mod. C12 Eng. 4G15	25	23	50	78,7	64						1
1.6, Turbo (77-93 kW)	84-86			15-1026		Joint Kit	X		Mod. A155, A151, C13 Eng. 4, G32T, B	25	22	50	82	63						1
	86-88			15-1048		Joint Kit	X		Mod. C15 Eng. 4D65	25	23	50	78,7	64						1
1.8D (43-49 kW)	84-88			15-1048		Joint Kit	X		Mod. C14 Eng. 4D65	25	23	50	78,7	64						1
Colt III 1.3 (44-51-55 kW)	88-92			15-1026		Joint Kit	X		Design MMC, Mod. C51 Eng. 4G13	25	22	50	82	63						1
	88-92			15-1047		Joint Kit	X		Design NTN, Mod. 11, 51A, 61A Eng. 4, G13B	25	22	50	82	63						2
1.5 (62-66 kW)	88-92			15-1026		Joint Kit	X		Design NTN, Mod. C12, C52 Eng. 4G15	25	22	50	82	63						1
1.6 16v (91 kW)	88-92			15-1191		Joint Kit	X		A/T, Mod. C53A Eng. 4G61	25	30	50	82	62						1
	88-92		L	15-1191		Joint Kit	X		M/T, Mod. C53A Eng. 4G61	25	30	50	82	62						1
	88-92		R	15-1104		Joint Kit	X		M/T, Mod. C53A Eng. 4G61	25	23	50	82	63						1
1.8D (44 kW)	88-92			15-1191		Joint Kit	X		Mod. C64 Eng. 4D65	25	30	50	82	62						1
2.0 Turbo (110 kW)	84-88		L	15-1104		Joint Kit	X		Mod. E15A Eng. 4G63T	25	23	50	82	63						1
	84-88		R	15-1162		Joint Kit	X		Mod. E15A Eng. 4G63T	25	25	50	89,5	60						1

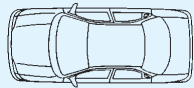
Per ordinare i GIUNTI senza KIT, sostituire il primo numero dopo il precodice con 0 mantenendo invariate le ultime 3 cifre. (Es:15-1001 c/KIT=15-0001 senza KIT / 16-1001 c/KIT =16-0001 senza KIT)
 By request we supply outer and inner CVJ without KIT (Eg.:15-1001 with KIT=15-0001 without KIT / 16-1001 with KIT =16-0001 without KIT)

Legenda quote dimensionali vedi pagina I
Legenda of dimensions see page I



		CHASSIS	L/R	METELLI ref.	ABS	DESCRIP- TION	INFO	A	B	C	D	E	F	H	I	L	Fig
MITSUBISHI																	
Colt IV																	
1.6 (83 kW)	1/94-			15-1329		Joint Kit	X Mod. CA4A, 6A10 Eng. 4G92, CB6A	25	30	54	82,6						2
1.8 Turbo (103 kW)	1/94-			15-1329		Joint Kit	X M/T, Mod. CD5A Eng. 4G93	25	30	54	82,6						2
Cordia																	
1.6 (55 kW)	10/82-87			15-1026		Joint Kit	X A/T+M/T, Mod. A212A Eng. G32B, 4G32	25	22	50	82	63					1
1.6 Turbo (84-85 kW)	10/82-12/86			15-1104		Joint Kit	X Mod. A212 Eng. G32B, 4G32T	25	23	50	82	63					1
1.8 (66 kW)	82-12/86			15-1104		Joint Kit	X Mod. A213A Eng. G62B, 4G32	25	23	50	82	63					1
1.8 Turbo (100 kW)	84-87			15-1104		Joint Kit	X Mod. A213A Eng. 4G32T	25	23	50	82	63					1
2.0 87AC, LAC	84-88			15-1048		Joint Kit	X Usa	25	23	50	78,7	64					1
2.0 87AC, LAC Turbo	84-88			15-1064		Joint Kit	X Usa	25	25	50	89,5	64,7					1
82AC	1/83-12/83			15-1026		Joint Kit	X	25	22	50	82	63					1
Eclipse																	
2.0i 16v	90-95			15-1148		Joint Kit	X Usa	25	23	54	86,9	64,5					1
2.0i 16v, 4WD (110 kW)	4/91-2/94			15-1147		Joint Kit	X A/T+M/T, FWD, Mod. D22A Eng. 4G63	25	23	54	83	62					1
	3/88-12/89			15-1148		Joint Kit	X Mod. E33A Eng. 4G63 DOHC	25	23	54	86,9	64,5					1
	88-92			15-1329		Joint Kit	X FWD, Mod. E37A Eng. 4G63	25	30	54	82,6						2
Galant III																	
1.6 (55 kW)	9/84-12/89			15-1026		Joint Kit	X Mod. E11A, E31A Eng. G32B, 4G32	25	22	50	82	63					1
1.8 (60-66 kW)	9/84-3/88			15-1104		Joint Kit	X Mod. E12A Eng. 4G37, 4G62	25	23	50	82	63					1
1.8TD (60 kW)	9/84-8/88			15-1048		Joint Kit	X Mod. E14A Eng. 4D65T	25	23	50	78,7	64					1
2.0 (66-75 kW)	84-88			15-1104		Joint Kit	X Mod. E15 Eng. G63B	25	23	50	82	63					1
2.3 GLS (82 kW)	85-87			15-1104		Joint Kit	X Mod. E16A Eng. G64B	25	23	50	82	63					1
2.4 Turbo VX	86-			15-1162		Joint Kit	X A/T+M/T	25	25	50	89,5	60					1
4 Cyl. 87LAC	85-88			15-1048		Joint Kit	X Usa	25	23	50	78,7	64					1

Per ordinare i GIUNTI senza KIT, sostituire il primo numero dopo il precodice con 0 mantenendo invariate le ultime 3 cifre. (Es.:15-1001 c/KIT=15-0001 senza KIT / 16-1001 c/KIT =16-0001 senza KIT)
By request we supply outer and inner CVJ without KIT (Eg.:15-1001 with KIT=15-0001 without KIT / 16-1001 with KIT =16-0001 without KIT)

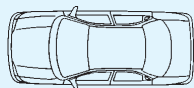


Legenda quote dimensionali vedi pagina I
Legenda of dimensions see page I

		CHASSIS	L/R	METELLI ref.	ABS	DESCRIPTION			INFO	A	B	C	D	E	F	H	I	L	Fig	
MITSUBISHI																				
Galant III																				
Sigma 2.0	86-89			15-1199		Joint Kit	X		New Zealand, Mod. EA, EB Eng. E17A	25	26	50	95	61						1
Sigma V6	85-87			15-1064		Joint Kit	X		Usa	25	25	50	89,5	64,7						1
Galant IV																				
1.8 (66 kW)	3/88-7/90			15-1161		Joint Kit	X		A/T+M/T, Mod. E32A w/Carb. Eng. 4G37	25	22	54	79	61						1
1.8 DOHC (66 kW)	9/90-10/92			15-1147		Joint Kit	X		A/T+M/T, Mod. E32A w/ECI Eng. 4G37	25	23	54	83	62						1
1.8 DOHC (100 kW)	3/88-7/90			15-1148		Joint Kit	X		Mod. E35A Eng. 4G67	25	23	54	86,9	64,5						1
1.8TD (55 kW)	3/88-10/92			15-1147		Joint Kit	X		A/T+M/T, Mod. E34A Eng. 4D65T	25	23	54	83	62						1
2.0 4WD (80 kW)	88-92			15-1329		Joint Kit	X		FWD, Mod. E39A Eng. 4G63	25	30	54	82,6							2
2.0 (80 kW)	3/88-12/89			15-1148		Joint Kit	X		Mod. E33A Eng. 4G63 DOHC	25	23	54	86,9	64,5						1
2.0 16v GTi (106-110 kW)	87-10/92			15-1147		Joint Kit	X		A/T+M/T, Mod. E33A, E39A Eng. 4G63	25	23	54	83	62						1
3.0 (80 kW)	88-92			15-1329		Joint Kit	X		Mod. E39A Eng. 4G63	25	30	54	82,6							2
95AC	90-92			15-1064		Joint Kit	X		Usa	25	25	50	89,5	64,7						1
Sigma 3.0 (104-108 kW)	88-92			15-1199		Joint Kit	X		New Zealand, Mod. EA, EB Eng. 6G72	25	26	50	95	61						1
Sigma V6 100AC	88-89			15-1199		Joint Kit	X		Usa	25	26	50	95	61						1
Sigma V6 100LAC	90-93			15-1130		Joint Kit	X		Usa	25	26	54	94,5	64,5						2
Galant V																				
1.8 (85-93 kW)	11/92-96			15-1329		Joint Kit	X		A/T+M/T, Mod. E52A, E53A Eng. 4G93	25	30	54	82,6							2
2.0 (101 kW)	11/92-96			15-1332		Joint Kit	X		A/T+M/T, Mod. E55A Eng. 4G63	25	24	54	85,7	60,9						1
	11/92-96			15-1331	43	Joint Kit	X		A/T+M/T, Mod. E55A Eng. 4G63	25	24	54	85,7	60,9						1
2.0 4WD (101 kW)	11/92-			15-1332		Joint Kit	X		A/T+M/T, FWD, Mod. E75A Eng. 4G63	25	24	54	85,7	60,9						1
	11/92-			15-1331	43	Joint Kit	X		A/T+M/T, FWD, Mod. E75A Eng. 4G63	25	24	54	85,7	60,9						1
2.0 (110 kW)	11/92-96			15-1404		Joint Kit	X		Mod. E54A Eng. 6A12	25	23	54	86,9	64,5						2

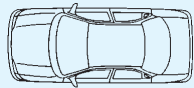
Per ordinare i GIUNTI senza KIT, sostituire il primo numero dopo il precodice con 0 mantenendo invariate le ultime 3 cifre. (Es:15-1001 c/KIT=15-0001 senza KIT / 16-1001 c/KIT =16-0001 senza KIT)
By request we supply outer and inner CVJ without KIT (Eg.:15-1001 with KIT=15-0001 without KIT / 16-1001 with KIT =16-0001 without KIT)

Legenda quote dimensionali vedi pagina I
Legenda of dimensions see page I



		CHASSIS	L/R	METELLI ref.	ABS	DESCRIP- TION	INFO	A	B	C	D	E	F	H	I	L	Fig
MITSUBISHI																	
Lancer I																	
1.4 (50-52-56 kW)	8/79-88			15-1026		Joint Kit	X Mod. A172, A156, 174, A15 Eng. 4G12	25	22	50	82	63					1
1.6 (60-62 kW)	9/79-6/88			15-1104		Joint Kit	X Mod. A174 Eng. 4G32	25	23	50	82	63					1
Lancer II																	
1.2 (41 kW)	83-88			15-1026		Joint Kit	X A/T+M/T, Mod. A155, 174 Eng. 4G11	25	22	50	82	63					1
1.4 (52-56 kW)	8/79-88			15-1026		Joint Kit	X Mod. A172, A156, 174, A15 Eng. 4G12	25	22	50	82	63					1
1.4 Turbo (77 kW)	83-84			15-1104		Joint Kit	X A/T+M/T, Eng. 4G12	25	23	50	82	63					1
1.8 4WD (66-69 kW)	87-92			15-1026		Joint Kit	X FWD, Mod. C37, 77, C74A Eng. 4G37	25	22	50	82	63					1
Lancer III																	
1.2 (40-44 kW)	4/84-5/86			15-1047		Joint Kit	X Mod. C15 Eng. 4G16	25	22	50	82	63					2
1.3	3/84-7/88			15-1047		Joint Kit	X A/T+M/T, Mod. C11 Eng. 4G13	25	22	50	82	63					2
1.5 (51 kW)	3/84-9/85			15-1047		Joint Kit	X A/T+M/T, Mod. C12 Eng. G15B	25	22	50	82	63					2
	10/85-3/89			15-1048		Joint Kit	X Mod. C12 Eng. G15B	25	23	50	78,7	64					1
1.5 (55 kW)	85-5/92			15-1026		Joint Kit	X A/T+M/T, Mod. C62A, C52A Eng. 4G15	25	22	50	82	63					1
1.6 (91 kW)	87-91			15-1191		Joint Kit	X A/T, Mod. C53, C63 Eng. 4G61	25	30	50	82	62					1
	87-91		L	15-1191		Joint Kit	X M/T, Mod. C53, C63 Eng. 4G61	25	30	50	82	62					1
	87-91		R	15-1104		Joint Kit	X M/T, Mod. C53, C63 Eng. 4G61	25	23	50	82	63					1
1.6 Turbo (84-85 kW)	1/84-8/88			15-1026		Joint Kit	X Mod. C13A Eng. 4G32T	25	22	50	82	63					1
1.8, 4WD (62 kW)	83-6/92			15-1026		Joint Kit	X FWD, Mod. C37, 77, 74A Eng. 4G37, 4D65	25	22	50	82	63					1
1.8D (43-44 kW)	3/84-8/88			15-1104		Joint Kit	X Mod. C14 Eng. 4D65	25	23	50	82	63					1
Lancer IV																	
1.2 (40-44 kW)	6/88-8/88			15-1048		Joint Kit	X Mod. C15 Eng. 4G16	25	23	50	78,7	64					1
1.3 (55 kW)	9/88-5/92			15-1026		Joint Kit	X A/T, Design NTN, Mod. C51A, 61A Eng. 4G13	25	22	50	82	63					1
	9/88-3/91			15-1047		Joint Kit	X Design MMC, Mod. C61A Eng. 4G13	25	22	50	82	63					2

Per ordinare i GIUNTI senza KIT, sostituire il primo numero dopo il precodice con 0 mantenendo invariate le ultime 3 cifre. (Es:15-1001 c/KIT=15-0001 senza KIT / 16-1001 c/KIT =16-0001 senza KIT)
By request we supply outer and inner CVJ without KIT (Eg.:15-1001 with KIT=15-0001 without KIT / 16-1001 with KIT =16-0001 without KIT)

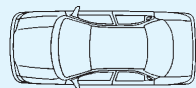


Legenda quote dimensionali vedi pagina I
Legenda of dimensions see page I

		CHASSIS	L/R	METELLI ref.	ABS	DESCRIP-TION			INFO	A	B	C	D	E	F	H	I	L	Fig	
MITSUBISHI																				
Lancer IV																				
1.5 (51-55 kW)	9/90-92			15-1026		Joint Kit	X		Mod. C62A, C52A Eng. 4G15	25	22	50	82	63						1
	9/88-8/90			15-1047		Joint Kit	X		Mod. C62A, C52A Eng. 4G15	25	22	50	82	63						2
1.6 (91 kW)	88-91			15-1191		Joint Kit	X		A/T, Mod. C53, C63 Eng. 4G61	25	30	50	82	62						1
	88-91		L	15-1191		Joint Kit	X		M/T, Mod. C53, C63 Eng. 4G61	25	30	50	82	62						1
	88-91		R	15-1104		Joint Kit	X		M/T, Mod. C53, C63 Eng. 4G61	25	23	50	82	63						1
1.8, 4WD (62 kW)	83-6/92			15-1026		Joint Kit	X		FWD, Mod. C37, 77, 74A Eng. 4G37, 4D65	25	22	50	82	63						1
1.8D (43-44 kW)	88-93			15-1191		Joint Kit	X		Mod. C64 Eng. 4D65	25	30	50	82	62						1
Lancer V																				
1.6 (66-73 kW)	1/94-			15-1329		Joint Kit	X		Mod. CA4A, 6A10 Eng. 4G92, CB6A	25	30	54	82,6							2
1.8 Turbo (85-90 kW)	1/94-			15-1329		Joint Kit	X		M/T, Mod. CD5A Eng. 4G93	25	30	54	82,6							2
1.8D (43-44 kW)	1/94-			15-1191		Joint Kit	X		Mod. C64 Eng. 4D65	25	30	50	82	62						1
2.0D (66 kW)	11/92-			15-1332		Joint Kit	X		A/T+M/T, Mod. E57A Eng. 4D68	25	24	54	85,7	60,9						1
	11/92-			15-1331	43	Joint Kit	X		A/T+M/T, Mod. E57A Eng. 4D68	25	24	54	85,7	60,9						1
Magna																				
2.6 (76 kW)	85-90			15-1064		Joint Kit	X		Australia, Mod. TM, TN, TP Eng. 4G54B	25	25	50	89,5	64,7						1
	90-93			15-1130		Joint Kit	X		Australia, Mod. TR Eng. 4G54B	25	26	54	94,5	64,5						2
Mirage																				
1.2	78-83			15-1026		Joint Kit	X		Mod. A151, A155 Eng. G11B	25	22	50	82	63						1
1.3 (44 kW)	87-91			15-1026		Joint Kit	X		Mod. C51A, C61A Eng. 4G13	25	22	50	82	63						1
	83-91			15-1047		Joint Kit	X		Mod. C11, C51A, 61A Eng. G13B, 4G13	25	22	50	82	63						2
1.4 (50-51 kW)	78-83			15-1026		Joint Kit	X		Mod. A156, A152 Eng. G12B	25	22	50	82	63						1
1.5	93-95			15-1161		Joint Kit	X		Usa	25	22	54	79	61						1
1.5 (51 kW)	83-91			15-1047		Joint Kit	X		Mod. C12, C52A, C62A Eng. G15B	25	22	50	82	63						2

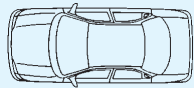
Per ordinare i GIUNTI senza KIT, sostituire il primo numero dopo il precodice con 0 mantenendo invariate le ultime 3 cifre. (Es:15-1001 c/KIT=15-0001 senza KIT / 16-1001 c/KIT =16-0001 senza KIT)
By request we supply outer and inner CVJ without KIT (Eg.:15-1001 with KIT=15-0001 without KIT / 16-1001 with KIT =16-0001 without KIT)

Legenda quote dimensionali vedi pagina I
Legenda of dimensions see page I



		CHASSIS	L/R	METELLI ref.	ABS	DESCRIP- TION	INFO	A	B	C	D	E	F	H	I	L	Fig
MITSUBISHI																	
Mirage																	
1.5 (62-66 kW)	87-91			15-1026		Joint Kit	X Mod. C52A, 62A, 72A, 82A Eng. 4G15	25	22	50	82	63					1
1.5 (100 kW)	88-92			15-1329		Joint Kit	X Mod. E37A Eng. 4G67	25	30	54	82,6						2
1.5 82AC	91-92			15-1026		Joint Kit	X Usa	25	22	50	82	63					1
1.5 82AC Turbo	91-92			15-1048		Joint Kit	X Usa	25	23	50	78,7	64					1
1.6	78-83			15-1026		Joint Kit	X A/T+M/T, Mod. A153, A157 Eng. G32B	25	22	50	82	63					1
1.6 (66-73 kW)	1/94-			15-1329		Joint Kit	X Mod. CA4A, 6A10 Eng. 4G92, CB6A	25	30	54	82,6						2
1.6 (81 kW)	87-91			15-1191		Joint Kit	X A/T, Mod. C53, C63 Eng. 4G61	25	30	50	82	62					1
	87-91		L	15-1191		Joint Kit	X M/T, Mod. C53, C63 Eng. 4G61	25	30	50	82	62					1
	87-91		R	15-1104		Joint Kit	X M/T, Mod. C53, C63 Eng. 4G61	25	23	50	82	63					1
1.8 4WD (43-44 kW)	83-91			15-1047		Joint Kit	X FWD, Mod. C14, C64A Eng. 4D65	25	22	50	82	63					2
1.8 4WD (62 kW)	88-91			15-1026		Joint Kit	X A/T+M/T, FWD, Mod. C74A Eng. 4G37	25	22	50	82	63					1
1.8 Turbo (85-93 kW)	8/91-			15-1329		Joint Kit	X M/T, Mod. CD5A Eng. 4G93	25	30	54	82,6						2
82AC	85-86			15-1026		Joint Kit	X Usa	25	22	50	82	63					1
82AC Turbo	85-86			15-1048		Joint Kit	X Usa	25	23	50	78,7	64					1
87AC, LAC	85-88			15-1026		Joint Kit	X Usa	25	22	50	82	63					1
87AC, LAC Turbo	85-88			15-1048		Joint Kit	X Usa	25	23	50	78,7	64					1
Nimbus																	
1.8	84-8/87			15-1104		Joint Kit	X Mod. UA, UB Eng. 4G37	25	23	50	82	63					1
2.0	9/87-91			15-1047		Joint Kit	X Mod. UC Eng. 4G64	25	22	50	82	63					2
	9/87-91			15-1104		Joint Kit	X Australia, Mod. UC Eng. 4G64	25	23	50	82	63					1
Precis																	
82AC, LAC	87-93			15-1026		Joint Kit	X Usa	25	22	50	82	63					1

Per ordinare i GIUNTI senza KIT, sostituire il primo numero dopo il precodice con 0 mantenendo invariate le ultime 3 cifre. (Es:15-1001 c/KIT=15-0001 senza KIT / 16-1001 c/KIT =16-0001 senza KIT)
By request we supply outer and inner CVJ without KIT (Eg.:15-1001 with KIT=15-0001 without KIT / 16-1001 with KIT =16-0001 without KIT)

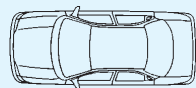


Legenda quote dimensionali vedi pagina I
Legenda of dimensions see page I

		CHASSIS	L/R	METELLI ref.	ABS	DESCRIP-TION			INFO	A	B	C	D	E	F	H	I	L	Fig
MITSUBISHI																			
Sigma 3.0 100LAC	90-93			15-1130		Joint Kit	X		Usa, Mod. F13 Eng. 6G73	25	26	54	94,5	64,5					2
SpaceRunner I 1.8 16v (90 kW)	2/95-99			15-1148		Joint Kit	X		Mod. N11W Eng. 4G93	25	23	54	86,9	64,5					1
SpaceWagon I 1.8 (66 kW)	1/84-91			15-1026		Joint Kit	X		Mod. D05W Eng. G37	25	22	50	82	63					1
	1/83-84		L	15-1147		Joint Kit	X		A/T+M/T, Mod. D05W Eng. G37	25	23	54	83	62					1
	1/83-84		R	15-1104		Joint Kit	X		A/T+M/T, Mod. D05W Eng. G37	25	23	50	82	63					1
1.8 4WD (66 kW)	84-88		L	15-1147		Joint Kit	X		FWD, Mod. D05V Eng. 4G37	25	23	54	83	62					1
	84-88		R	15-1104		Joint Kit	X		FWD, Mod. D05V Eng. 4G37	25	23	50	82	63					1
1.8TD (55 kW)	86-91			15-1048		Joint Kit	X		Mod. D09W Eng. 4D65	25	23	50	78,7	64					1
	1/84-86		L	15-1147		Joint Kit	X		Mod. D09W Eng. 4D65	25	23	54	83	62					1
	1/84-86		R	15-1104		Joint Kit	X		Mod. D09W Eng. 4D65	25	23	50	82	63					1
2.0 (63-74 kW)	10/86-11/91		L	15-1147		Joint Kit	X		Mod. D04W Eng. 4G63B	25	23	54	83	62					1
	10/86-11/91		R	15-1104		Joint Kit	X		Mod. D04W Eng. 4G63B	25	23	50	82	63					1
2.0 4WD (62 kW)	86-91			15-1064		Joint Kit	X		FWD, Mod. D08W Eng. 4G63B	25	25	50	89,5	64,7					1
SpaceWagon II 2.0 (98 kW)	93-97			15-1404		Joint Kit	X		Mod. D33W Eng. 4G63	25	23	54	86,9	64,5					2
Super Lancer All models				15-1178		Joint Kit	X			25	23	54	85	61					2
Super Salon 2.0 GCX				15-1147		Joint Kit	X			25	23	54	83	62					1

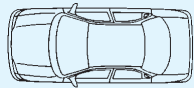
Per ordinare i GIUNTI senza KIT, sostituire il primo numero dopo il precodice con 0 mantenendo invariate le ultime 3 cifre. (Es:15-1001 c/KIT=15-0001 senza KIT / 16-1001 c/KIT =16-0001 senza KIT)
By request we supply outer and inner CVJ without KIT (Eg.:15-1001 with KIT=15-0001 without KIT / 16-1001 with KIT =16-0001 without KIT)

Legenda quote dimensionali vedi pagina I
Legenda of dimensions see page I



		CHASSIS	L/R	METELLI ref.	ABS	DESCRIP- TION		INFO	A	B	C	D	E	F	H	I	L	Fig
MITSUBISHI																		
Tredia																		
1.4 (52 kW)	5/82-12/86			15-1026		Joint Kit	X	Mod. A211A Eng. G12B, 4G12	25	22	50	82	63					1
1.6 (56 kW)	5/82-12/86			15-1026		Joint Kit	X	A/T+M/T, Mod. A212A Eng. G32B, 4G32	25	22	50	82	63					1
1.6 Turbo (84-85 kW)	5/82-12/86			15-1104		Joint Kit	X	Mod. A212A Eng. 4G32T	25	23	50	82	63					1
1.8 (66 kW)	9/84-12/86		L	15-1104		Joint Kit	X	Mod. A215G Eng. 4G37	25	23	50	82	63					1
	9/84-12/86		R	15-1064		Joint Kit	X	Mod. A215G Eng. 4G37	25	25	50	89,5	64,7					1
1.8 Turbo (100 kW)	83-84			15-1104		Joint Kit	X	Mod. A213A Eng. 4G62T	25	23	50	82	63					1
	84-85		L	15-1104		Joint Kit	X	Mod. A213A Eng. G62B, 4G62T	25	23	50	82	63					1
	84-85		R	15-1064		Joint Kit	X	Mod. A213A Eng. G62B, 4G62T	25	25	50	89,5	64,7					1
2.0 87AC, LAC	84-88			15-1048		Joint Kit	X	Usa	25	23	50	78,7	64					1
2.0 87AC, LAC Turbo	84-88			15-1064		Joint Kit	X	Usa	25	25	50	89,5	64,7					1
Vista																		
All models	84-86			15-1064		Joint Kit	X		25	25	50	89,5	64,7					1
MOSKVIC																		
2140																		
1.5 (55 kW)	7/78-11/83			17-0125		Driveshaft			25			52	100		88		643	10
2141 Aleko																		
1.5 (51 kW)	5/89-			17-0125		Driveshaft			25			52	100		88		643	10
1.6, 1.7, 1.8D, 1.9D	5/89-12/96			15-1184		Joint Kit	X		25	25	52	90	58					3
	5/89-12/96			16-1015		Joint Kit		X		25		100						

Per ordinare i GIUNTI senza KIT, sostituire il primo numero dopo il precodice con 0 mantenendo invariate le ultime 3 cifre. (Es:15-1001 c/KIT=15-0001 senza KIT / 16-1001 c/KIT =16-0001 senza KIT)
By request we supply outer and inner CVJ without KIT (Eg.:15-1001 with KIT=15-0001 without KIT / 16-1001 with KIT =16-0001 without KIT)

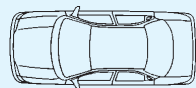


Legenda quote dimensionali vedi pagina I
 Legenda of dimensions see page I

		CHASSIS	L/R	METELLI ref.	ABS	DESCRIP-TION			INFO	A	B	C	D	E	F	H	I	L	Fig
NISSAN																			
100 NX 1.6 (66 kW)	3/90-94			15-1248		Joint Kit	X		Mod. B13 Eng. GA16DS	25	23	55	90,3	56					2
200 SX (S14) 1.6	95-97			15-1249		Joint Kit	X		Usa	27	25	56	100	59,5					2
310 1.3	79-83			15-1027		Joint Kit	X		Usa	24	22	52	78,8	69					1
AD Van 1.5D 4WD (64-75 kW)	10/90-8/96			15-1275	42	Joint Kit	X		M/T, FWD, Mod. VFNY10 Eng. GA15DS	25	23	55	90	56					2
1.7D 4WD (40 kW)	10/90-8/93			15-1275	42	Joint Kit	X		A/T+M/T, FWD, Mod. VSNY10 Eng. CD17	25	23	55	90	56					2
Almera I 1.4 (54-64 kW)	9/95-			15-1163		Joint Kit	X		Mod. N15 Eng. GA14DE	25	22	55	82,6	54					2
	9/95-			15-1293	42	Joint Kit	X		Mod. N15 Eng. GA14DE	25	22	55	82	56					2
1.6 (66-73 kW)	9/95-			15-1248		Joint Kit	X		Mod. N15 Eng. GA16DE	25	23	55	90,3	56					2
	9/95-			15-1275	42	Joint Kit	X		Mod. N15 Eng. GA16DE	25	23	55	90	56					2
2.0D (55 kW)	9/95-			15-1248		Joint Kit	X		Mod. N15 Eng. CD20	25	23	55	90,3	56					2
	9/95-			15-1275	42	Joint Kit	X		Mod. N15 Eng. CD20	25	23	55	90	56					2
Auster 1.6	85-88			15-1098		Joint Kit	X		Mod. T12 Eng. CA16S	27	23	56	90	59,5					2
1.8	85-88			15-1098		Joint Kit	X		Mod. PT12 Eng. CA18L	27	23	56	90	59,5					2
	88-			15-1323		Joint Kit	X		Mod. PT12 Eng. CA18DE, DET	27	25	56	89,7	57,5					2
1.8 Turbo	85-12/88			15-1249		Joint Kit	X		Mod. PT12 Eng. CA18ET	27	25	56	100	59,5					2

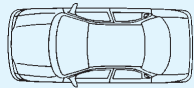
Per ordinare i GIUNTI senza KIT, sostituire il primo numero dopo il precodice con 0 mantenendo invariate le ultime 3 cifre. (Es.:15-1001 c/KIT=15-0001 senza KIT / 16-1001 c/KIT =16-0001 senza KIT)
 By request we supply outer and inner CVJ without KIT (Eg.:15-1001 with KIT=15-0001 without KIT / 16-1001 with KIT =16-0001 without KIT)

Legenda quote dimensionali vedi pagina I
Legenda of dimensions see page I



		CHASSIS	L/R	METELLI ref.	ABS	DESCRIP- TION	INFO	A	B	C	D	E	F	H	I	L	Fig
NISSAN																	
Avenir																	
1.6, 4WD	5/90-			15-1312		Joint Kit	X A/T+M/T, FWD, Mod. W10 Eng. GA16	27	23	56	84	57,5					2
1.8	5/90-			15-1312		Joint Kit	X Mod. W10 Eng. SR18	27	23	56	84	57,5					2
2.0	5/90-			15-1323		Joint Kit	X A/T+M/T, Mod. W10 Eng. SR20	27	25	56	89,7	57,5					2
2.0 4WD	10/90-			15-1312		Joint Kit	X A/T, FWD, Mod. W10 Eng. SR20	27	23	56	84	57,5					2
2.0D	5/90-			15-1312		Joint Kit	X A/T+M/T, Mod. W10 Eng. CD20	27	23	56	84	57,5					2
Axxess																	
2WD	90-93			15-1249		Joint Kit	X Usa	27	25	56	100	59,5					2
Bluebird II																	
1.8 (66 kW)	1/83-2/86			15-1098		Joint Kit	X M/T, Mod. U11, VR11 Eng. CA18, S	27	23	56	90	59,5					2
	1/83-12/87			15-1249		Joint Kit	X M/T, Mod. U11 Eng. CA18ET, DET	27	25	56	100	59,5					2
2.0	83-87			15-1249		Joint Kit	X M/T, Mod. U11, Eng. CA20S, VG20E, TE	27	25	56	100	59,5					2
2.0 SW	4/84-1/88			15-1098		Joint Kit	X Mod. U11 Eng. CA20E	27	23	56	90	59,5					2
2.0D (49 kW)	83-87			15-1249		Joint Kit	X M/T, Mod. EU11 Eng. LD20	27	25	56	100	59,5					2
2.0D SW (43 kW)	4/84-1/88			15-1098		Joint Kit	X Mod. U11, WU11 Eng. LD20	27	23	56	90	59,5					2
Bluebird III																	
1.6 (61-66 kW)	86-6/90			15-1098		Joint Kit	X A/T+M/T, Mod. T72, 12 Eng. CA16S	27	23	56	90	59,5					2
1.8	87-90			15-1312		Joint Kit	X Mod. RU12 Eng. CA18i, SR18Di	27	23	56	84	57,5					2
Bluebird III																	
1.8i 16v (95 kW)	2/89-12/90			15-1098		Joint Kit	X M/T, Mod. T72 Eng. CA18D	27	23	56	90	59,5					2
	2/89-12/90			15-1172		Joint Kit	X M/T, U.K., Mod. T72 Eng. E18D	27	32	56	92	59					2
	2/89-12/90			15-1173	42	Joint Kit	X M/T, U.K., Mod. T72 Eng. E18D	27	32	56	92	59					2

Per ordinare i GIUNTI senza KIT, sostituire il primo numero dopo il precodice con 0 mantenendo invariate le ultime 3 cifre. (Es.:15-1001 c/KIT=15-0001 senza KIT / 16-1001 c/KIT =16-0001 senza KIT)
By request we supply outer and inner CVJ without KIT (Eg.:15-1001 with KIT=15-0001 without KIT / 16-1001 with KIT =16-0001 without KIT)

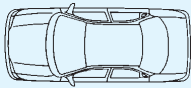




Legenda quote dimensionali vedi pagina I
Legenda of dimensions see page I

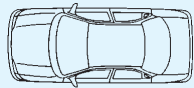
		CHASSIS	L/R	METELLI ref.	ABS	DESCRIP- TION			INFO	A	B	C	D	E	F	H	I	L	Fig
NISSAN																			
Auster																			
2.0 (77-85 kW)	85-12/90			15-1098		Joint Kit	X		M/T, Mod. T12, 72 Eng. CA20S, E	27	23	56	90	59,5					2
	85-12/90			15-1172		Joint Kit	X		M/T, U.K., Mod. T12, 72 Eng. CA20F	27	32	56	92	59					2
	85-12/90			15-1173	42	Joint Kit	X		M/T, U.K., Mod. T12, 72 Eng. CA20F	27	32	56	92	59					2
2.0D (49 kW)																			
	3/86-12/90			15-1172		Joint Kit	X		M/T, U.K., Mod. T72, 12 Eng. LD20	27	32	56	92	59					2
	86-88			15-1249		Joint Kit	X		Eng. LD20 Mod. T72, 12	27	25	56	100	59,5					2
	88-90			15-1312		Joint Kit	X		Eng. LD20 Mod. T72, 12	27	23	56	84	57,5					2
	3/86-12/90			15-1173	42	Joint Kit	X		M/T, U.K., Mod. T72, 12 Eng. LD20	27	32	56	92	59					2
2.0D SW (49 kW)																			
	3/86-12/90			15-1098		Joint Kit	X		M/T, Mod. T72, 12 Eng. LD20	27	23	56	90	59,5					2
Cefiro																			
2.0																			
	1/92-12/97			15-1324		Joint Kit	X			29	25	56	89,7	57,5					2
	1/92-12/97			15-1327	46	Joint Kit	X			29	25	56	89,7						2
Cherry I																			
1.0 (33 kW)																			
	2/75-12/81			15-1028		Joint Kit	X		M/T, Mod. F10, N10 Eng. A10	24	22	52	79,2	60,7					2
Cherry II																			
1.2 (38 kW)																			
	8/78-7/81			15-1028		Joint Kit	X		M/T, Mod. N10, VN10 Eng. A12	24	22	52	79,2	60,7					2
1.2 (44 kW)																			
	1/82-7/84			15-1027		Joint Kit	X		M/T, Mod. N10 Eng. E13	24	22	52	78,8	69					1
1.3 (44 kW)																			
	81-82			15-1028		Joint Kit	X		M/T, Mod. N10, VN10 Eng. F13	24	22	52	79,2	60,7					2
1.4 (59 kW)																			
	2/79-12/81			15-1027		Joint Kit	X		M/T, Mod. N10 Eng. A14S	24	22	52	78,8	69					1
1.5 (51 kW)																			
	8/80-12/82			15-1027		Joint Kit	X		M/T, Mod. N10 Eng. E15	24	22	52	78,8	69					1
Cherry III																			
1.3 (44 kW)																			
	5/82-10/86			15-1085		Joint Kit	X		M/T, Mod. N12 Eng. E13	21	22	48	82,5	58					2

Per ordinare i GIUNTI senza KIT, sostituire il primo numero dopo il precodice con 0 mantenendo invariate le ultime 3 cifre. (Es:15-1001 c/KIT=15-0001 senza KIT / 16-1001 c/KIT =16-0001 senza KIT)
By request we supply outer and inner CVJ without KIT (Eg.:15-1001 with KIT=15-0001 without KIT / 16-1001 with KIT =16-0001 without KIT)

Legenda quote dimensionali vedi pagina I
Legenda of dimensions see page I

												Legenda quote dimensionali vedi pagina I Legenda of dimensions see page I						
		CHASSIS	L/R	METELLI ref.	ABS	DESCRIP- TION		INFO	A	B	C	D	E	F	H	I	L	Fig
NISSAN Cherry III 1.5 (55 kW)	1/83-12/86			15-1028		Joint Kit	X	Design NTN, Mod. N12 Eng. E15S	24	22	52	79,2	60,7					2
	1/82-12/86			15-1100		Joint Kit	X	Mod. N12, 10 Eng. E15S	24	22	52	81	63					2
1.7D (40 kW)	86-12/90			15-1060		Joint Kit	X	M/T, Mod. N12 Eng. CD17	25	22	52,2	82,3	56					2
	82-86			15-1100		Joint Kit	X	A/T+M/T, Mod. N12 Eng. CD17	24	22	52	81	63					2
Datsun 100A 1.0 FII (33 kW)	75-80			15-1028		Joint Kit	X	M/T, Mod. W, BLF10	24	22	52	79,2	60,7					2
Datsun 120 1.2 AFII, Y, Coupe (38 kW)	75-80			15-1028		Joint Kit	X	M/T, Mod. LF10, B210, LB210, RLF10	24	22	52	79,2	60,7					2
Datsun 140 1.4 Y (49 kW)	89-83			15-1027		Joint Kit	X	M/T, Mod. HLB310	24	22	52	78,8	69					1
E10 All models	1/71-1/75			15-1027		Joint Kit	X	Usa	24	22	52	78,8	69					1
Ex All models	87-90			15-1276		Joint Kit	X	Usa	25	24	52,2	90	54					2
F10 All models	2/75-82			15-1027		Joint Kit	X	Usa	24	22	52	78,8	69					1
Feeling All models				15-1312		Joint Kit	X		27	23	56	84	57,5					2

Per ordinare i GIUNTI senza KIT, sostituire il primo numero dopo il precodice con 0 mantenendo invariate le ultime 3 cifre. (Es:15-1001 c/KIT=15-0001 senza KIT / 16-1001 c/KIT =16-0001 senza KIT)
By request we supply outer and inner CVJ without KIT (Eg.:15-1001 with KIT=15-0001 without KIT / 16-1001 with KIT =16-0001 without KIT)

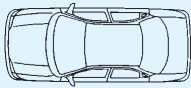




Legenda quote dimensionali vedi pagina I
 Legenda of dimensions see page I

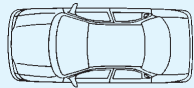
		CHASSIS	L/R	METELLI ref.	ABS	DESCRIPTION			INFO	A	B	C	D	E	F	H	I	L	Fig	
NISSAN																				
Langley I																				
1.5				15-1027		Joint Kit	X		Mod. MN10, K, VMN10 Eng. E15	24	22	52	78,8	69						1
130A				15-1314		Joint Kit	X			21	19	48	71,5	56						1
Langley II																				
1.3 (44 kW)				15-1085		Joint Kit	X		M/T, Mod. PN12, V, B11 Eng. E13S	21	22	48	82,5	58						2
1.5 (51 kW)				15-1028		Joint Kit	X		Mod. N12, B11 Eng. E15E	24	22	52	79,2	60,7						2
1.6 (62 kW)				15-1100		Joint Kit	X		A/T+M/T, Mod. B11	24	22	52	81	63						2
1.7D (40 kW)				15-1100		Joint Kit	X		A/T+M/T, Mod. N12, B11 Eng. CD17	24	22	52	81	63						2
Langley III																				
1.3 (44 kW)				15-1060		Joint Kit	X		M/T, Mod. B12, N13 Eng. E13S	25	22	52,2	82,3	56						2
1.5 (77 kW)				15-1136		Joint Kit	X		A/T+M/T, Mod. B12, N13 Eng. E15E, T	25	25	52,2	89,6	56						2
1.6, SW (62 kW)				15-1060		Joint Kit	X		A/T, Mod. B12, N13 Eng. E16S	25	22	52,2	82,3	56						2
				15-1088		Joint Kit	X		M/T, Mod. PN13, B12 Eng. E16S	25	23	52,2	90,3	54						2
1.7D, SW (40 kW)				15-1060		Joint Kit	X		M/T, Mod. B12, N13 Eng. CD17	25	22	52,2	82,3	56						2
1.8 (92-95 kW)				15-1136		Joint Kit	X		A/T+M/T, Mod. B12, N13 Eng. CA18D	25	25	52,2	89,6	56						2
Langley IV																				
1.3				15-1163		Joint Kit	X		A/T+M/T, Mod. B13, N14 Eng. GA13DS	25	22	55	82,6	54						2
				15-1293	42	Joint Kit	X		A/T+M/T, Mod. B13, N14 Eng. GA13DS	25	22	55	82	56						2
1.4 (55 kW)				15-1163		Joint Kit	X		A/T+M/T, Mod. N14 Eng. GA14DS	25	22	55	82,6	54						2
				15-1293	42	Joint Kit	X		A/T+M/T, Mod. N14 Eng. GA14DS	25	22	55	82	56						2
1.4 4WD (55-64 kW)				15-1248		Joint Kit	X		FWD, Mod. B13, N14 Eng. GA14DE, DS	25	23	55	90,3	56						2
				15-1275	42	Joint Kit	X		FWD, Mod. B13, N14 Eng. GA14DE, DS	25	23	55	90	56						2

Per ordinare i GIUNTI senza KIT, sostituire il primo numero dopo il precodice con 0 mantenendo invariate le ultime 3 cifre. (Es:15-1001 c/KIT=15-0001 senza KIT / 16-1001 c/KIT =16-0001 senza KIT)
 By request we supply outer and inner CVJ without KIT (Eg.:15-1001 with KIT=15-0001 without KIT / 16-1001 with KIT =16-0001 without KIT)

Legenda quote dimensionali vedi pagina I
Legenda of dimensions see page I

																		
		CHASSIS	L/R	METELLI ref.	ABS	DESCRIP- TION		INFO	A	B	C	D	E	F	H	I	L	Fig
NISSAN																		
Langley IV																		
1.5	90-			15-1163		Joint Kit	X	A/T+M/T, Mod. B13, N14 Eng. GA15DS	25	22	55	82,6	54					2
1.5 4WD	91-			15-1248		Joint Kit	X	A/T+M/T, FWD, Mod. B13, N14 Eng. GA15DS	25	23	55	90,3	56					2
	91-			15-1275	42	Joint Kit	X	A/T+M/T, FWD, Mod. B13, N14 Eng. GA15DS	25	23	55	90	56					2
1.6, SW (55-64 kW)	91-			15-1248		Joint Kit	X	Mod. B13, N14 Eng. GA16DE, GA16DS	25	23	55	90,3	56					2
	91-			15-1275	42	Joint Kit	X	Mod. B13, N14 Eng. GA16DE, GA16DS	25	23	55	90	56					2
1.7D (40 kW)	91-			15-1163		Joint Kit	X	M/T, Mod. B13, N14 Eng. CD17	25	22	55	82,6	54					2
	91-			15-1293	42	Joint Kit	X	M/T, Mod. B13, N14 Eng. CD17	25	22	55	82	56					2
1.7D 4WD (40 kW)	91-			15-1248		Joint Kit	X	M/T, FWD, Mod. B13, N14 Eng. CD17	25	23	55	90,3	56					2
	91-			15-1275	42	Joint Kit	X	M/T, FWD, Mod. B13, N14 Eng. CD17	25	23	55	90	56					2
1.8	90-			15-1315		Joint Kit	X	Mod. HN14 Eng. SR18DE	25	25	55	89,7	55					2
	90-			15-1321	42	Joint Kit	X	Mod. HN14 Eng. SR18DE	25	25	55	89,7	55					2
1.8 4WD (84 kW)	91-			15-1248		Joint Kit	X	M/T, FWD, Mod. B13, N14 Eng. GA18DE	25	23	55	90,3	56					2
	91-			15-1275	42	Joint Kit	X	M/T, FWD, Mod. B13, N14 Eng. GA18DE	25	23	55	90	56					2
2.0 (92-93 kW)	91-			15-1248		Joint Kit	X	M/T, Mod. B13, N14 Eng. SR20	25	23	55	90,3	56					2
	91-			15-1275	42	Joint Kit	X	M/T, Mod. B13, N14 Eng. SR20	25	23	55	90	56					2
2.0D, SW (55 kW)	91-			15-1163		Joint Kit	X	A/T+M/T, Mod. B13, N14 Eng. CD20	25	22	55	82,6	54					2
	91-			15-1293	42	Joint Kit	X	A/T+M/T, Mod. B13, N14 Eng. CD20	25	22	55	82	56					2
Largo																		
2.0TD 4WD (66 kW)	93-			15-1312		Joint Kit	X	A/T, FWD, Mod. UD7 Eng. CD20Ti	27	23	56	84	57,5					2
2.4i 4WD (85-93-98 kW)	93-			15-1312		Joint Kit	X	A/T, FWD, Mod. ED7, Eng. KA24DE	27	23	56	84	57,5					2
March																		
1.0 (37-40 kW)	82-89			15-1129		Joint Kit	X	A/T+M/T, Mod. K10 Eng. MA10S	21	19	48	71,3	57,5					2

Per ordinare i GIUNTI senza KIT, sostituire il primo numero dopo il precodice con 0 mantenendo invariate le ultime 3 cifre. (Es.:15-1001 c/KIT=15-0001 senza KIT / 16-1001 c/KIT =16-0001 senza KIT)
By request we supply outer and inner CVJ without KIT (Eg.:15-1001 with KIT=15-0001 without KIT / 16-1001 with KIT =16-0001 without KIT)

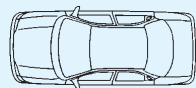


Legenda quote dimensionali vedi pagina I
 Legenda of dimensions see page I

		CHASSIS	L/R	METELLI ref.	ABS	DESCRIP-TION			INFO	A	B	C	D	E	F	H	I	L	Fig
NISSAN																			
Maxima I																			
1.8 (124 kW)	88-94			15-1098		Joint Kit	X		Mod. U11, WU11 Eng. CA18E, S	27	23	56	90	59,5					2
3.0 (125 kW)	88-94			15-1323		Joint Kit	X		Mod. J30 Eng. VG30E	27	25	56	89,7	57,5					2
Micra (K10)																			
1.0 (37-40 kW)	12/82-12/89			15-1129		Joint Kit	X		A/T+M/T, Mod. K10 Eng. MA10S	21	19	48	71,3	57,5					2
	90-92			15-1187		Joint Kit	X		Mod. LE10 Eng. MA10	23	19	48	71,3	58					2
1.2 (40-44 kW)	6/89-92			15-1187		Joint Kit	X		Mod. LE10 Eng. MA12	23	19	48	71,3	58					2
Micra (K11)																			
1.0i 16v (40-44 kW)	93-			15-1196		Joint Kit	X		A/T+M/T, Mod. K11 Eng. CG10DE	23	19	48	72,3	57					2
	93-			15-1197	42	Joint Kit	X		A/T+M/T, Mod. K11 Eng. CG10DE	23	19	48	72,3	57					2
1.3i 16v (55 kW)	93-			15-1194		Joint Kit	X		A/T+M/T, Mod. K11 Eng. CG13DE	23	22	48	81	57					2
	93-			15-1193	42	Joint Kit	X		A/T+M/T, Mod. K11 Eng. CG13DE	23	22	48	81	57					2
Prairie I-II																			
1.5 (55 kW)	9/83-3/85			15-1100		Joint Kit	X		M/T, Mod. M10, BM10 Eng. E15S	24	22	52	81	63					2
2.0 (100-105-118 kW)	8/95-			15-1312		Joint Kit	X		A/T, Mod. PM11 Eng. SR20DE	27	23	56	84	57,5					2
2.0 4WD (68 kW)	6/86-9/88			15-1323		Joint Kit	X		FWD, Eng. CA20S Mod. M10	27	25	56	89,7	57,5					2
2.0i, 4WD PRO (72 kW)	88-92			15-1098		Joint Kit	X		M/T, FWD, Mod. M11 Eng. CA20E	27	23	56	90	59,5					2
Presea																			
1.5	90-			15-1163		Joint Kit	X		Mod. R10 Eng. GA15DS	25	22	55	82,6	54					2
	90-			15-1293	42	Joint Kit	X		Mod. R10 Eng. GA15DS	25	22	55	82	56					2
1.8	90-			15-1248		Joint Kit	X		Mod. P10 Eng. SR18Di	25	23	55	90,3	56					2
	90-			15-1315		Joint Kit	X		Mod. PR10 Eng. SR18Di w/LSD	25	25	55	89,7	55					2
	90-			15-1275	42	Joint Kit	X		Mod. P10 Eng. SR18Di	25	23	55	90	56					2

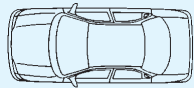
Per ordinare i GIUNTI senza KIT, sostituire il primo numero dopo il precodice con 0 mantenendo invariate le ultime 3 cifre. (Es:15-1001 c/KIT=15-0001 senza KIT / 16-1001 c/KIT =16-0001 senza KIT)
 By request we supply outer and inner CVJ without KIT (Eg.:15-1001 with KIT=15-0001 without KIT / 16-1001 with KIT =16-0001 without KIT)

Legenda quote dimensionali vedi pagina I
Legenda of dimensions see page I



		CHASSIS	L/R	METELLI ref.	ABS	DESCRIP- TION		INFO	A	B	C	D	E	F	H	I	L	Fig
NISSAN																		
Presea																		
1.8	90-			15-1321	42	Joint Kit	X	Mod. PR10 Eng. SR18Di w/LSD	25	25	55	89,7	55					2
2.0 (100-105-118 kW)	90-			15-1315		Joint Kit	X	Mod. HR10 Eng. SR20DE w/LSD	25	25	55	89,7	55					2
	90-			15-1321	42	Joint Kit	X	Mod. HR10 Eng. SR20DE w/LSD	25	25	55	89,7	55					2
Primera (P10)																		
1.6 16v (66-71-75 kW)	10/90-96			15-1164		Joint Kit	X	M/T, Mod. P10 Eng. GA16DS, DE	27	22	56	84	59					2
	10/90-96			15-1165	42	Joint Kit	X	M/T, Mod. P10 Eng. GA16DS, DE	27	22	56	84	59					2
1.6 16v SW (66-71-75 kW)	1/90-8/94			15-1312		Joint Kit	X	M/T, Eng. GA16DS, DE Mod. W10	27	23	56	84	57,5					2
2.0 SW (85 kW)	90-95			15-1323		Joint Kit	X	M/T, Mod. W10 Eng. SR20	27	25	56	89,7	57,5					2
2.0 16v, 4WD (85 kW)	10/90-96			15-1172		Joint Kit	X	FWD, Mod. P10 Eng. SR20DI (Spi)	27	32	56	92	59					2
	10/90-96			15-1173	42	Joint Kit	X	FWD, Mod. P10 Eng. SR20DI (Spi)	27	32	56	92	59					2
2.0 GT (100 kW)	10/90-96			15-1172		Joint Kit	X	M/T, Mod. P10 Eng. SR20DE (Eci)	27	32	56	92	59					2
	10/90-96			15-1173	42	Joint Kit	X	M/T, Mod. P10 Eng. SR20DE (Eci)	27	32	56	92	59					2
2.0D (55 kW)	10/90-96			15-1164		Joint Kit	X	M/T, Mod. P10 Eng. CD20	27	22	56	84	59					2
	10/90-96			15-1172		Joint Kit	X	A/T, Mod. P10, XM3 Eng. CD20	27	32	56	92	59					2
	10/90-96			15-1165	42	Joint Kit	X	M/T, Mod. P10 Eng. CD20	27	22	56	84	59					2
	10/90-96			15-1173	42	Joint Kit	X	A/T, Mod. P10, XM3 Eng. CD20	27	32	56	92	59					2
Primera (P11)																		
1.6 16v (66-75 kW)	9/96-			15-1348	44	Joint Kit	X	Eng. GA16DE	27	22	56	87	59					2
1.6 16v (78 kW)	9/96-			15-1349	44	Joint Kit	X	Eng. QG16DE	27	32	56	92	59					2
1.8 16v (84 kW)	8/99-			15-1349	44	Joint Kit	X	Eng. QG18DE	27	32	56	92	59					2
2.0 16v (85 kW)	9/96-			15-1349	44	Joint Kit	X	Eng. SR20Di	27	32	56	92	59					2
2.0 4WD (96 kW)	96-			15-1312		Joint Kit	X	A/T, FWD, Eng. SR20DE	27	23	56	84	57,5					2
2.0TD (66 kW)	9/96-			15-1349	44	Joint Kit	X	Eng. CD20T	27	32	56	92	59					2

Per ordinare i GIUNTI senza KIT, sostituire il primo numero dopo il precodice con 0 mantenendo invariate le ultime 3 cifre. (Es.:15-1001 c/KIT=15-0001 senza KIT / 16-1001 c/KIT =16-0001 senza KIT)
By request we supply outer and inner CVJ without KIT (Eg.:15-1001 with KIT=15-0001 without KIT / 16-1001 with KIT =16-0001 without KIT)

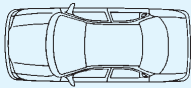





Legenda quote dimensionali vedi pagina I
 Legenda of dimensions see page I

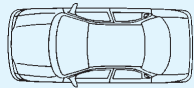
		CHASSIS	L/R	METELLI ref.	ABS	DESCRIPTION			INFO	A	B	C	D	E	F	H	I	L	Fig
NISSAN																			
Pulsar I																			
130A	81-82			15-1314		Joint Kit	X			21	19	48	71,5	56					1
1.5	81-82			15-1027		Joint Kit	X		Mod. MN10, K, VMN10 Eng. E15	24	22	52	78,8	69					1
Pulsar II																			
1.3 (44 kW)	82-86			15-1085		Joint Kit	X		M/T, Mod. PN12, B11 Eng.E13S	21	22	48	82,5	58					2
1.5 (51 kW)	82-86			15-1028		Joint Kit	X		Mod. HN12, HB11 Eng. E15E	24	22	52	79,2	60,7					2
1.5 (52-55 kW)	82-86			15-1100		Joint Kit	X		A/T+M/T, Mod. HN12, HB11 Eng. E15S	24	22	52	81	63					2
1.6 (62 kW)	82-86			15-1100		Joint Kit	X		A/T+M/T, Mod. B11	24	22	52	81	63					2
1.7D (40 kW)	82-86			15-1100		Joint Kit	X		A/T+M/T, Mod. N12, B11 Eng. CD17	24	22	52	81	63					2
Pulsar III																			
1.3 (44 kW)	86-90			15-1060		Joint Kit	X		M/T, Mod. B12, N13 Eng. E13S	25	22	52,2	82,3	56					2
1.5 (52-55 kW)	86-90			15-1136		Joint Kit	X		A/T+M/T, Mod. B12, N13 Eng. E15E, T	25	25	52,2	89,6	56					2
1.6, SW (62 kW)	86-90			15-1060		Joint Kit	X		A/T, Mod. B12, N13 Eng. E16S	25	22	52,2	82,3	56					2
	86-90			15-1088		Joint Kit	X		M/T, Mod. PN13, B12 Eng. E16S	25	23	52,2	90,3	54					2
1.7D, SW (40 kW)	86-90			15-1060		Joint Kit	X		M/T, Mod. B12, N13 Eng. CD17	25	22	52,2	82,3	56					2
1.8 (92-95 kW)	86-90			15-1136		Joint Kit	X		A/T+M/T, Mod. HB12, EN13 Eng. CA18D	25	25	52,2	89,6	56					2
Pulsar IV																			
1.3	90-			15-1163		Joint Kit	X		A/T+M/T, Mod. B13, N14 Eng. GA13DS	25	22	55	82,6	54					2
	90-			15-1293	42	Joint Kit	X		A/T+M/T, Mod. B13, N14 Eng. GA13DS	25	22	55	82	56					2
1.4 (55 kW)	91-			15-1163		Joint Kit	X		A/T+M/T, Mod. N14 Eng. GA14DS	25	22	55	82,6	54					2
	91-			15-1293	42	Joint Kit	X		A/T+M/T, Mod. N14 Eng. GA14DS	25	22	55	82	56					2
1.4 4WD (64 kW)	10/90-			15-1248		Joint Kit	X		FWD, Mod. B13, N14 Eng. GA14DE, DS	25	23	55	90,3	56					2

Per ordinare i GIUNTI senza KIT, sostituire il primo numero dopo il precodice con 0 mantenendo invariate le ultime 3 cifre. (Es:15-1001 c/KIT=15-0001 senza KIT / 16-1001 c/KIT =16-0001 senza KIT)
 By request we supply outer and inner CVJ without KIT (Eg.:15-1001 with KIT=15-0001 without KIT / 16-1001 with KIT =16-0001 without KIT)

Legenda quote dimensionali vedi pagina I
Legenda of dimensions see page I

											Legenda quote dimensionali vedi pagina I Legenda of dimensions see page I							
		CHASSIS	L/R	METELLI ref.	ABS	DESCRIP- TION	 	INFO	A	B	C	D	E	F	H	I	L	Fig
NISSAN																		
Pulsar IV																		
1.4 4WD (64 kW)	10/90-			15-1275	42	Joint Kit	X	FWD, Mod. B13, N14 Eng. GA14DE, DS	25	23	55	90	56					2
1.5 (77 kW)	90-			15-1163		Joint Kit	X	A/T+M/T, Mod. B13, N14 Eng. GA15DS	25	22	55	82,6	54					2
	90-			15-1293	42	Joint Kit	X	A/T+M/T, Mod. B13, N14 Eng. GA15DS	25	22	55	82	56					2
1.5 4WD	91-			15-1248		Joint Kit	X	FWD, Mod. B13, N14 Eng. GA15DS	25	23	55	90,3	56					2
	91-			15-1275	42	Joint Kit	X	FWD, Mod. B13, N14 Eng. GA15DS	25	23	55	90	56					2
1.6, SW (55-64 kW)	91-			15-1248		Joint Kit	X	Mod. B13, N14 Eng. GA16DE, GA16DS	25	23	55	90,3	56					2
	91-			15-1275	42	Joint Kit	X	Mod. B13, N14 Eng. GA16DE, GA16DS	25	23	55	90	56					2
1.7D (40 kW)	91-			15-1163		Joint Kit	X	M/T, Mod. B13, N14 Eng. CD17	25	22	55	82,6	54					2
	91-			15-1293	42	Joint Kit	X	M/T, Mod. B13, N14 Eng. CD17	25	22	55	82	56					2
1.7D 4WD (40 kW)	91-			15-1248		Joint Kit	X	M/T, FWD, Mod. B13, N14 Eng. CD17	25	23	55	90,3	56					2
	91-			15-1275	42	Joint Kit	X	M/T, FWD, Mod. B13, N14 Eng. CD17	25	23	55	90	56					2
1.8	90-			15-1315		Joint Kit	X	Mod. HN14 Eng. SR18DE	25	25	55	89,7	55					2
	90-			15-1321	42	Joint Kit	X	Mod. HN14 Eng. SR18DE	25	25	55	89,7	55					2
1.8 4WD (84 kW)	91-			15-1248		Joint Kit	X	M/T, FWD, Mod. B13, N14 Eng. GA18DE	25	23	55	90,3	56					2
	91-			15-1275	42	Joint Kit	X	M/T, FWD, Mod. B13, N14 Eng. GA18DE	25	23	55	90	56					2
2.0 (92-93 kW)	91-			15-1248		Joint Kit	X	M/T, Mod. B13, N14 Eng. SR20	25	23	55	90,3	56					2
	91-			15-1275	42	Joint Kit	X	Mod. B13, N14 Eng. SR20	25	23	55	90	56					2
2.0D, SW (55 kW)	91-			15-1163		Joint Kit	X	A/T+M/T, Mod. B13, N14 Eng. CD20	25	22	55	82,6	54					2
	91-			15-1293	42	Joint Kit	X	A/T+M/T, Mod. B13, N14 Eng. CD20	25	22	55	82	56					2
NX Twin Cam 16v Turbo	91-93			15-1136		Joint Kit	X	Usa	25	25	52,2	89,6	56					2
Pulsar Q																		
1.6	7/87-11/91			15-1136		Joint Kit	X	Incl. Australia, Mod. N13 Eng. A16, R18	25	25	52,2	89,6	56					2
Sentra I																		
130A				15-1314		Joint Kit	X		21	19	48	71,5	56					1

Per ordinare i GIUNTI senza KIT, sostituire il primo numero dopo il precodice con 0 mantenendo invariate le ultime 3 cifre. (Es.:15-1001 c/KIT=15-0001 senza KIT / 16-1001 c/KIT =16-0001 senza KIT)
By request we supply outer and inner CVJ without KIT (Eg.:15-1001 with KIT=15-0001 without KIT / 16-1001 with KIT =16-0001 without KIT)

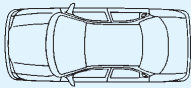





Legenda quote dimensionali vedi pagina I
 Legenda of dimensions see page I

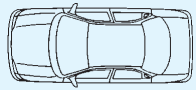
		CHASSIS	L/R	METELLI ref.	ABS	DESCRIP-TION			INFO	A	B	C	D	E	F	H	I	L	Fig
NISSAN																			
Sentra I																			
140, CX				15-1163		Joint Kit	X		South Africa	25	22	55	82,6	54					2
160, CX, CS, SE				15-1248		Joint Kit	X		South Africa	25	23	55	90,3	56					2
				15-1275	42	Joint Kit	X		South Africa	25	23	55	90	56					2
Sentra II																			
1.3 (44 kW)	82-86			15-1085		Joint Kit	X		M/T, Mod. PN12, V, B11 Eng. E13S	21	22	48	82,5	58					2
1.5 (51 kW)	81-86			15-1028		Joint Kit	X		Mod. HN12, HB11 Eng. E15E	24	22	52	79,2	60,7					2
1.6 (62 kW)	82-86			15-1100		Joint Kit	X		A/T+M/T, Mod. B11	24	22	52	81	63					2
1.7D (40 kW)	82-86			15-1100		Joint Kit	X		A/T+M/T, Mod. SN12, B11 Eng. CD17	24	22	52	81	63					2
Sentra III																			
1.3 (44 kW)	86-90			15-1060		Joint Kit	X		M/T, Mod. B12, N13 Eng. E13S	25	22	52,2	82,3	56					2
1.5 (52-55 kW)	86-90			15-1136		Joint Kit	X		A/T+M/T, Mod. B12, N13 Eng. E15E, T	25	25	52,2	89,6	56					2
1.6, SW (62 kW)	86-90			15-1060		Joint Kit	X		A/T, Mod. B12, N13 Eng. E16S	25	22	52,2	82,3	56					2
	87-92			15-1088		Joint Kit	X		M/T, Mod. PN13, B12 Eng. E16S	25	23	52,2	90,3	54					2
1.7D, SW (40 kW)	86-90			15-1060		Joint Kit	X		M/T, Mod. B12, N13 Eng. CD17	25	22	52,2	82,3	56					2
1.8 (92-95 kW)	86-91			15-1136		Joint Kit	X		A/T+M/T, Mod. HB12, EN13 Eng. CA18D	25	25	52,2	89,6	56					2
Mexicano	88-92			15-1276		Joint Kit	X			25	24	52,2	90	54					2
Sentra IV																			
1.3	90-			15-1163		Joint Kit	X		A/T+M/T, Mod. B13, N14 Eng. GA13DS	25	22	55	82,6	54					2
	90-			15-1293	42	Joint Kit	X		A/T+M/T, Mod. B13, N14 Eng. GA13DS	25	22	55	82	56					2
1.4 (55 kW)	91-			15-1163		Joint Kit	X		A/T+M/T, Mod. N14 Eng. GA14DS	25	22	55	82,6	54					2
	89-97			15-1262		Joint Kit	X		Taiwan, Mod. B13	25	30	55	83	56,5					2
	91-			15-1293	42	Joint Kit	X		A/T+M/T, Mod. N14 Eng. GA14DS	25	22	55	82	56					2
1.4 4WD (64 kW)	10/90-			15-1248		Joint Kit	X		FWD, Mod. B13, N14 Eng. GA14DE, DS	25	23	55	90,3	56					2

Per ordinare i GIUNTI senza KIT, sostituire il primo numero dopo il precodice con 0 mantenendo invariate le ultime 3 cifre. (Es:15-1001 c/KIT=15-0001 senza KIT / 16-1001 c/KIT =16-0001 senza KIT)
 By request we supply outer and inner CVJ without KIT (Eg.:15-1001 with KIT=15-0001 without KIT / 16-1001 with KIT =16-0001 without KIT)

Legenda quote dimensionali vedi pagina I
Legenda of dimensions see page I

											Legenda quote dimensionali vedi pagina I Legenda of dimensions see page I								
		CHASSIS	L/R	METELLI ref.	ABS	DESCRIP- TION			INFO	A	B	C	D	E	F	H	I	L	Fig
NISSAN																			
Sentra IV																			
1.4 4WD (64 kW)	10/90-			15-1275	42	Joint Kit	X		FWD, Mod. B13, N14 Eng. GA14DE, DS	25	23	55	90	56					2
1.5 (77 kW)	90-			15-1163		Joint Kit	X		A/T+M/T, Mod. B13, N14 Eng. GA15DS	25	22	55	82,6	54					2
	90-			15-1293	42	Joint Kit	X		A/T+M/T, Mod. B13, N14 Eng. GA15DS	25	22	55	82	56					2
1.5 4WD (77 kW)	91-			15-1248		Joint Kit	X		FWD, Mod. B13, N14 Eng. GA15DS	25	23	55	90,3	56					2
	91-			15-1275	42	Joint Kit	X		FWD, Mod. B13, N14 Eng. GA15DS	25	23	55	90	56					2
1.6	95-97			15-1246		Joint Kit	X		Usa, Mod. B14	25	32	55	87	56					2
	89-97			15-1262		Joint Kit	X		Taiwan, Mod. B13	25	30	55	83	56,5					2
1.6, SW (55-64 kW)	91-			15-1248		Joint Kit	X		Mod. B13, N14 Eng. GA16DE, GA16DS	25	23	55	90,3	56					2
	91-			15-1275	42	Joint Kit	X		Mod. B13, N14 Eng. GA16DE, GA16DS	25	23	55	90	56					2
1.7D (40 kW)	91-			15-1163		Joint Kit	X		M/T, Mod. B13, N14 Eng. CD17	25	22	55	82,6	54					2
	91-			15-1293	42	Joint Kit	X		M/T, Mod. B13, N14 Eng. CD17	25	22	55	82	56					2
1.7D 4WD (40 kW)	91-			15-1248		Joint Kit	X		M/T, FWD, Mod. B13, N14 Eng. CD17	25	23	55	90,3	56					2
	91-			15-1275	42	Joint Kit	X		M/T, FWD, Mod. B13, N14 Eng. CD17	25	23	55	90	56					2
1.8	90-			15-1315		Joint Kit	X		Mod. HN14 Eng. SR18DE	25	25	55	89,7	55					2
	90-			15-1321	42	Joint Kit	X		Mod. HN14 Eng. SR18DE	25	25	55	89,7	55					2
1.8 4WD (84 kW)	91-			15-1248		Joint Kit	X		M/T, FWD, Mod. B13, N14 Eng. GA18DE	25	23	55	90,3	56					2
	91-			15-1275	42	Joint Kit	X		M/T, FWD, Mod. B13, N14 Eng. GA18DE	25	23	55	90	56					2
2.0 (92-93 kW)	91-			15-1248		Joint Kit	X		M/T, Mod. B13, N14 Eng. SR20	25	23	55	90,3	56					2
	91-			15-1275	42	Joint Kit	X		M/T, Mod. B13, N14 Eng. SR20	25	23	55	90	56					2
2.0D, SW (55 kW)	91-			15-1163		Joint Kit	X		A/T+M/T, Mod. B13, N14 Eng. CD20	25	22	55	82,6	54					2
	91-			15-1293	42	Joint Kit	X		A/T+M/T, Mod. B13, N14 Eng. CD20	25	22	55	82	56					2
Serena																			
2.0 16v (93 kW)	11/92-			15-1312		Joint Kit	X		A/T+M/T, Eng. SR20DE Mod. C23	27	23	56	84	57,5					2
2.0D (49 kW)	11/92-			15-1312		Joint Kit	X		A/T+M/T, Eng. LD20 Mod. C23	27	23	56	84	57,5					2

Per ordinare i GIUNTI senza KIT, sostituire il primo numero dopo il precodice con 0 mantenendo invariate le ultime 3 cifre. (Es.:15-1001 c/KIT=15-0001 senza KIT / 16-1001 c/KIT =16-0001 senza KIT)
By request we supply outer and inner CVJ without KIT (Eg.:15-1001 with KIT=15-0001 without KIT / 16-1001 with KIT =16-0001 without KIT)



Legenda quote dimensionali vedi pagina I
Legenda of dimensions see page I



CHASSIS

L/R

METELLI
ref.

ABS DESCRIPTION



INFO

A B C D E F H I L Fig

NISSAN

Stanza

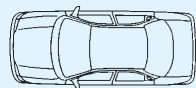
1.6 (60 kW)

85-88

15-1098

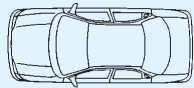
TRASMISSIONI-DRIVESHAFTS-TRANSMISSIONS-ANTRIEBSWELLEN-TRANSMISSIONES

Legenda quote dimensionali vedi pagina I
Legenda of dimensions see page I



		CHASSIS	L/R	METELLI ref.	ABS	DESCRIP- TION	INFO	A	B	C	D	E	F	H	I	L	Fig
NISSAN																	
Sunny IV																	
1.3	90-95			15-1293	42	Joint Kit	X A/T+M/T, Mod. B13, N14 Eng. GA13DS	25	22	55	82	56					2
1.4 (55 kW)	91-95			15-1163		Joint Kit	X A/T+M/T, Mod. N14 Eng. GA14DS	25	22	55	82,6	54					2
	91-95			15-1293	42	Joint Kit	X A/T+M/T, Mod. N14 Eng. GA14DS	25	22	55	82	56					2
1.4 4WD (64 kW)	10/90-95			15-1248		Joint Kit	X FWD, Mod. B13, N14 Eng. GA14DE, DS	25	23	55	90,3	56					2
	10/90-95			15-1275	42	Joint Kit	X FWD, Mod. B13, N14 Eng. GA14DE, DS	25	23	55	90	56					2
1.5 (77 kW)	90-95			15-1163		Joint Kit	X A/T+M/T, Mod. B13, N14 Eng. GA15DS	25	22	55	82,6	54					2
	90-95			15-1293	42	Joint Kit	X A/T+M/T, Mod. B13, N14 Eng. GA15DS	25	22	55	82	56					2
1.5 4WD (77 kW)	91-95			15-1248		Joint Kit	X FWD, Mod. B13, N14 Eng. GA15DS	25	23	55	90,3	56					2
	91-95			15-1275	42	Joint Kit	X FWD, Mod. B13, N14 Eng. GA15DS	25	23	55	90	56					2
1.6, SW (55-64 kW)	91-95			15-1248		Joint Kit	X Mod. B13, N14 Eng. GA16DE, GA16DS	25	23	55	90,3	56					2
	91-95			15-1275	42	Joint Kit	X Mod. B13, N14 Eng. GA16DE, GA16DS	25	23	55	90	56					2
1.7D (40 kW)	91-95			15-1163		Joint Kit	X M/T, Mod. B13, N14 Eng. CD17	25	22	55	82,6	54					2
	91-95			15-1293	42	Joint Kit	X M/T, Mod. B13, N14 Eng. CD17	25	22	55	82	56					2
1.7D 4WD (40 kW)	91-95			15-1248		Joint Kit	X M/T, FWD, Mod. B13, N14 Eng. CD17	25	23	55	90,3	56					2
	91-95			15-1275	42	Joint Kit	X M/T, FWD, Mod. B13, N14 Eng. CD17	25	23	55	90	56					2
1.8	90-95			15-1315		Joint Kit	X Mod. HN14 Eng. SR18DE	25	25	55	89,7	55					2
	90-95			15-1321	42	Joint Kit	X Mod. HN14 Eng. SR18DE	25	25	55	89,7	55					2
1.8 4WD (84 kW)	91-95			15-1248		Joint Kit	X M/T, FWD, Mod. B13, N14 Eng. GA18DE	25	23	55	90,3	56					2
	91-95			15-1275	42	Joint Kit	X M/T, FWD, Mod. B13, N14 Eng. GA18DE	25	23	55	90	56					2
2.0 (92-93 kW)	91-95			15-1248		Joint Kit	X M/T, Mod. B13, N14 Eng. SR20	25	23	55	90,3	56					2
	91-95			15-1275	42	Joint Kit	X Mod. B13, N14 Eng. SR20	25	23	55	90	56					2
2.0 GTiR 4WD (162 kW)	90-95			15-1248		Joint Kit	X FWD, Mod. N14 Eng. SR20DET	25	23	55	90,3	56					2
	90-95			15-1275	42	Joint Kit	X A/T+M/T, FWD, Mod. N14 Eng. SR20DET	25	23	55	90	56					2
2.0D, SW (55 kW)	91-95			15-1163		Joint Kit	X A/T+M/T, Mod. B13, N14 Eng. CD20	25	22	55	82,6	54					2
	91-95			15-1293	42	Joint Kit	X A/T+M/T, Mod. B13, N14 Eng. CD20	25	22	55	82	56					2

Per ordinare i GIUNTI senza KIT, sostituire il primo numero dopo il precodice con 0 mantenendo invariate le ultime 3 cifre. (Es.:15-1001 c/KIT=15-0001 senza KIT / 16-1001 c/KIT =16-0001 senza KIT)
By request we supply outer and inner CVJ without KIT (Eg.:15-1001 with KIT=15-0001 without KIT / 16-1001 with KIT =16-0001 without KIT)

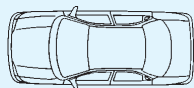


Legenda quote dimensionali vedi pagina I
 Legenda of dimensions see page I

		CHASSIS	L/R	METELLI ref.	ABS	DESCRIP- TION			INFO	A	B	C	D	E	F	H	I	L	Fig
NISSAN																			
Tsuru I All models				15-1043		Joint Kit	X			24	22	52	81	63					3
Tsuru II All models	88-92			15-1276		Joint Kit	X	A/T+M/T		25	24	52,2	90	54					2
	88-92			15-1305		Joint Kit	X	Mexico, Mod. B12		25	22	55	82	57					2
Tsuru III GS				15-1265		Joint Kit	X			25	24	55	90	56,5					2
Vector 1.5				15-1100		Joint Kit	X	Australia, Mod. N12 Eng. E15		24	22	52	81	63					2
OLDSMOBILE (GM)																			
Cutlass All models				15-1355		Joint Kit	X	Inc. Mexico		27	32	61,2	90	63					2
Cutlass Cierra A 3Sp.	84-93			15-1235		Joint Kit	X	w/HDB		27	32	61,5	93	65					3
	4Sp.	84-93		15-1235		Joint Kit	X			27	32	61,5	93	65					3
Eurosport All models				15-1355		Joint Kit	X	Inc. Mexico		27	32	61,2	90	63					2
Ninety Eight All models I Design				15-1235		Joint Kit	X			27	32	61,5	93	65					3

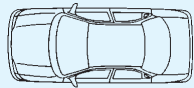
Per ordinare i GIUNTI senza KIT, sostituire il primo numero dopo il precodice con 0 mantenendo invariate le ultime 3 cifre. (Es:15-1001 c/KIT=15-0001 senza KIT / 16-1001 c/KIT =16-0001 senza KIT)
 By request we supply outer and inner CVJ without KIT (Eg.:15-1001 with KIT=15-0001 without KIT / 16-1001 with KIT =16-0001 without KIT)

Legenda quote dimensionali vedi pagina I
 Legenda of dimensions see page I



		CHASSIS	L/R	METELLI ref.	ABS	DESCRIP- TION		INFO	A	B	C	D	E	F	H	I	L	Fig
OLDSMOBILE (GM)																		
Silhouette U																		
All models	90-91			15-1235		Joint Kit	X		27	32	61,5	93	65					3
Toronado																		
All models	86-88			15-1235		Joint Kit	X		27	32	61,5	93	65					3
OPEL																		
Agila																		
1.0 12v (43 kW)	9/00-			15-1394	43	Joint Kit	X		23	20	49	72,3	53					1
1.2 16v (55 kW)	9/00-			15-1394	43	Joint Kit	X		23	20	49	72,3	53					1
Ascona C																		
1.3 N, S (44-55 kW)	9/81-10/88	C-000001-J-999999		15-1007		Joint Kit	X	M/T	22	22	52	81	57					3
	9/81-10/88	C-000001-J-999999		16-1008		Joint Kit		X M/T	22	22	34,95	84						
1.6, i (55-60 kW)	8/81-10/88	C-000001-J-999999		15-1007		Joint Kit	X	M/T	22	22	52	81	57					3
	8/81-10/88	C-000001-J-999999		16-1008		Joint Kit		X M/T	22	22	34,95	84						
1.6 S (66 kW)	8/81-86	C-000001-E-137385		15-1008		Joint Kit	X	M/T	33	25	52,35	90	59					3
1.6D (40 kW)	8/81-10/88	C-000001-J-999999		15-1008		Joint Kit	X		33	25	52,35	90	59					3
	8/81-10/88	C-000001-J-999999		16-1006		Joint Kit		X	34	22	34,95	84						
1.8, i, E (62-74-85 kW)	8/82-10/88	D-000001-J-999999		15-1008		Joint Kit	X	M/T	33	25	52,35	90	59					3
2.0i, GT (74-85-95 kW)	8/82-10/88	D-000001-J-999999		15-1008		Joint Kit	X		33	25	52,35	90	59					3
Astra F, SW																		
1.4i, S (44-60 kW)	8/91-12/93	N-500001-		15-1056	29	Joint Kit	X		22	22	52	81	57					3
	1/94-9/98			15-1118	29	Joint Kit	X		22	22	52	81	58,5					3
	8/91-12/93	N-500001-		16-1008		Joint Kit		X	22	22	34,95	84						

Per ordinare i GIUNTI senza KIT, sostituire il primo numero dopo il precodice con 0 mantenendo invariate le ultime 3 cifre. (Es:15-1001 c/KIT=15-0001 senza KIT / 16-1001 c/KIT =16-0001 senza KIT)
 By request we supply outer and inner CVJ without KIT (Eg.:15-1001 with KIT=15-0001 without KIT / 16-1001 with KIT =16-0001 without KIT)

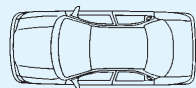


Legenda quote dimensionali vedi pagina I
 Legenda of dimensions see page I

		CHASSIS	L/R	METELLI ref.	ABS	DESCRIPTION			INFO	A	B	C	D	E	F	H	I	L	Fig
OPEL Astra F, SW 1.4i, S (44-60 kW)	8/91-		L	17-0275	29	Driveshaft				22		22	80	85		95	58	608	9
	8/91-		R	17-0276	29	Driveshaft				22		22	80	85		95	58	950	9
1.6	1/93-9/98			15-1307	29	Joint Kit	X		A/T, Exc. Europe	22	30	52	82	57					2
1.6 Si (74 kW)	8/91-12/93	N-500001-		15-1056	29	Joint Kit	X		M/T	22	22	52	81	57					3
	1/94-9/98			15-1118	29	Joint Kit	X			22	22	52	81	58,5					3
	8/91-12/93	N-500001-		16-1008		Joint Kit		X	M/T	22	22	34,95	84						
	94-		L	17-0273	29	Driveshaft			Eng. LZ2	33		34	90	101		110	57	618	9
	8/91-		L	17-0275	29	Driveshaft				22		22	80	85		95	58	608	9
	94-		R	17-0274	29	Driveshaft			Eng. LZ2	33		34	90	101		110	57	965	9
	8/91-		R	17-0276	29	Driveshaft				22		22	80	85		95	58	950	9
1.6i (55 kW)	8/91-8/96	N-500001-		15-1056	29	Joint Kit	X		A/T+M/T	22	22	52	81	57					3
	8/91-8/96	N-500001-		16-1008		Joint Kit		X	M/T	22	22	34,95	84						
1.6i Eco, 16v (52-74 kW)	3/93-9/98	N-500001-		16-1008		Joint Kit		X		22	22	34,95	84						
	94-		L	17-0273	29	Driveshaft			Eng. LZ2	33		34	90	101		110	57	618	9
	8/91-		L	17-0275	29	Driveshaft				22		22	80	85		95	58	608	9
	94-		R	17-0274	29	Driveshaft			Eng. LZ2	33		34	90	101		110	57	965	9
	8/91-		R	17-0276	29	Driveshaft				22		22	80	85		95	58	950	9
1.7D (42-44 kW)	1/94-9/98	N-500001-		15-1051	29	Joint Kit	X		A/T	33	25	52	90	61					3
	8/91-12/93	N-500001-		15-1051	29	Joint Kit	X		A/T+M/T	33	25	52	90	61					3
	1/94-9/98			15-1118	29	Joint Kit	X		M/T	22	22	52	81	58,5					3
	8/91-12/93	N-500001-		16-1008		Joint Kit		X	M/T	22	22	34,95	84						
	8/91-		L	17-0269		Driveshaft			G.Box F13-F15	33		22	90	85		110	58	615	9
	8/91-		R	17-0270		Driveshaft			G.Box F13-F15	33		22	90	85		110	58	973	9
	8/91-		L	17-0277	29	Driveshaft			G.Box F13-F15	33		22	90	85		110	58	615	9
	8/91-		R	17-0278	29	Driveshaft			G.Box F13-F15	33		22	90	85		110	58	973	9

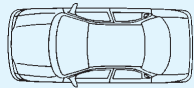
Per ordinare i GIUNTI senza KIT, sostituire il primo numero dopo il precodice con 0 mantenendo invariate le ultime 3 cifre. (Es:15-1001 c/KIT=15-0001 senza KIT / 16-1001 c/KIT =16-0001 senza KIT)
 By request we supply outer and inner CVJ without KIT (Eg.:15-1001 with KIT=15-0001 without KIT / 16-1001 with KIT =16-0001 without KIT)

Legenda quote dimensionali vedi pagina I
Legenda of dimensions see page I



		CHASSIS	L/R	METELLI ref.	ABS	DESCRIP- TION		INFO	A	B	C	D	E	F	H	I	L	Fig
OPEL																		
Astra F, SW																		
1.7TD (50 kW)	8/91-		L	17-0271		Driveshaft			33		34	90	101		110	57	618	9
	8/91-		R	17-0272		Driveshaft			33		34	90	101		110	57	965	9
	8/91-		L	17-0273	29	Driveshaft			33		34	90	101		110	57	618	9
	8/91-		R	17-0274	29	Driveshaft			33		34	90	101		110	57	965	9
1.7TDS (60 kW)	8/91-9/98	N-500001-		15-1051	29	Joint Kit	X	A/T+M/T	33	25	52	90	61					3
1.8i, 16v (66-85-92 kW)																		
	8/91-8/98	N-500001-		15-1051	29	Joint Kit	X	A/T+M/T	33	25	52	90	61					3
	8/91-		L	17-0271		Driveshaft			33		34	90	101		110	57	618	9
	8/91-		R	17-0272		Driveshaft			33		34	90	101		110	57	965	9
	8/91-		L	17-0273	29	Driveshaft			33		34	90	101		110	57	618	9
	8/91-		R	17-0274	29	Driveshaft			33		34	90	101		110	57	965	9
2.0i, GSi 16v (85-100 kW)																		
	8/91-8/98	N-500001-		15-1051	29	Joint Kit	X	A/T+M/T	33	25	52	90	61					3
	8/91-		L	17-0271		Driveshaft			33		34	90	101		110	57	618	9
	8/91-		R	17-0272		Driveshaft			33		34	90	101		110	57	965	9
	8/91-		L	17-0273	29	Driveshaft			33		34	90	101		110	57	618	9
	8/91-		R	17-0274	29	Driveshaft			33		34	90	101		110	57	965	9
Astra G, SW																		
1.2 16v (48 kW)	9/98-			15-1290		Joint Kit	X	Eng. X12XE	33	28	52	74	57					3
1.4 16v (66 kW)	9/98-			15-1287		Joint Kit	X	Eng. X14XE	33	22	52	81	57					3
1.6 16v (74 kW)	9/98-			15-1287		Joint Kit	X	Eng. X16XEL	33	22	52	81	57					3
1.7TD (60 kW)	9/98-			15-1287		Joint Kit	X	Eng. X17DTL	33	22	52	81	57					3
1.8 16v (85 kW)																		
	9/98-			15-1289		Joint Kit	X	Eng. X18XE1	33	25	52	90	56					3
	9/98-			15-1289A	29	Joint Kit	X	Eng. X18XE1	33	25	52	90	56					3
2.0 16v (100 kW)																		
	9/98-			15-1289		Joint Kit	X	Eng. X20XEV	33	25	52	90	56					3
	9/98-			15-1289A	29	Joint Kit	X	Eng. X20XEV	33	25	52	90	56					3

Per ordinare i GIUNTI senza KIT, sostituire il primo numero dopo il precodice con 0 mantenendo invariate le ultime 3 cifre. (Es:15-1001 c/KIT=15-0001 senza KIT / 16-1001 c/KIT =16-0001 senza KIT)
By request we supply outer and inner CVJ without KIT (Eg.:15-1001 with KIT=15-0001 without KIT / 16-1001 with KIT =16-0001 without KIT)

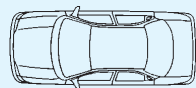


Legenda quote dimensionali vedi pagina I
 Legenda of dimensions see page I

		CHASSIS	L/R	METELLI ref.	ABS	DESCRIP-TION			INFO	A	B	C	D	E	F	H	I	L	Fig
OPEL																			
Astra G, SW 2.0Di (60 kW)																			
				15-1289		Joint Kit	X		Eng. X20DTL	33	25	52	90	56					3
				15-1289A	29	Joint Kit	X		Eng. X20DTL	33	25	52	90	56					3
Classic																			
		98- -YG039153 / -1G043743		15-1390	29	Joint Kit	X		Exc. Italy	22	29	51,9	85,8	58					3
		98- YG039154- / 1G043744-		15-1391	29	Joint Kit	X		Exc. Italy	22	22	51,8	81	59					3
Calibra A 2.0i 4WD (85 kW)																			
		8/91-7/97 N-5000001-		15-1051	29	Joint Kit	X		FWD	33	25	52	90	61					3
		9/89-7/91 -N-5000000		15-1052	43	Joint Kit	X		FWD	33	25	52	90	61					3
		8/91-	L	17-0273	29	Driveshaft			FWD	33		34	90	101	110	57	618		9
		8/91-	R	17-0361	29	Driveshaft			FWD	33	35	34	90	97	110			681	8
2.0i (85 kW)																			
		8/91-7/97 N-5000001-		15-1051	29	Joint Kit	X		A/T+M/T	33	25	52	90	61					3
		9/89-7/91 -N-5000000		15-1052	43	Joint Kit	X		A/T+M/T	33	25	52	90	61					3
		9/89-	L	17-0271		Driveshaft				33		34	90	101	110	57	618		9
		9/89-	R	17-0272		Driveshaft				33		34	90	101	110	57	965		9
		8/91-	L	17-0273	29	Driveshaft				33		34	90	101	110	57	618		9
		8/91-	R	17-0274	29	Driveshaft				33		34	90	101	110	57	965		9
2.0i 16v, 4WD (100-110 kW)																			
		8/91-7/97 N-5000001-		15-1051	29	Joint Kit	X		FWD	33	25	52	90	61					3
		9/89-7/91 -N-5000000		15-1052	43	Joint Kit	X		FWD	33	25	52	90	61					3
		8/91-	L	17-0273	29	Driveshaft			FWD	33		34	90	101	110	57	618		9
		8/91-	R	17-0361	29	Driveshaft			FWD	33	35	34	90	97	110			681	8
2.0i 4WD Turbo (150 kW)																			
		8/91-7/97 N-5000001-		15-1051	29	Joint Kit	X		FWD	33	25	52	90	61					3
Combo I 1.2 (33 kW)																			
		7/94-		15-1116	29	Joint Kit	X		M/T	22	28	52	81	58					3
		7/94-	L	17-0095		Driveshaft			M/T	22		22	80	85	98	57	590		9
		7/94-	R	17-0096		Driveshaft			M/T	22		22	80	85	98	57	940		9

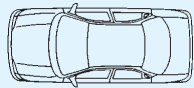
Per ordinare i GIUNTI senza KIT, sostituire il primo numero dopo il precodice con 0 mantenendo invariate le ultime 3 cifre. (Es

Legenda quote dimensionali vedi pagina I
 Legenda of dimensions see page I



		CHASSIS	L/R	METELLI ref.	ABS	DESCRIP- TION		INFO	A	B	C	D	E	F	H	I	L	Fig
OPEL																		
Combo I																		
1.2 (33 kW)	7/94-		L	17-0279	29	Driveshaft			22		22	80	85		98	57	590	9
	7/94-		R	17-0280	29	Driveshaft			22		22	80	85		98	57	940	9
1.4 (44-60 kW)	7/94-			15-1116	29	Joint Kit	X	M/T	22	28	52	81	58					3
	7/94-		L	17-0095		Driveshaft		M/T	22		22	80	85		98	57	590	9
	7/94-		R	17-0096		Driveshaft		M/T	22		22	80	85		98	57	940	9
	7/94-		L	17-0279	29	Driveshaft			22		22	80	85		98	57	590	9
	7/94-		R	17-0280	29	Driveshaft			22		22	80	85		98	57	940	9
1.7D (44 kW)	7/94-			15-1116	29	Joint Kit	X	M/T	22	28	52	81	58					3
	7/94-		L	17-0095		Driveshaft		M/T	22		22	80	85		98	57	590	9
	7/94-		R	17-0096		Driveshaft		M/T	22		22	80	85		98	57	940	9
	7/94-		L	17-0279	29	Driveshaft			22		22	80	85		98	57	590	9
	7/94-		R	17-0280	29	Driveshaft			22		22	80	85		98	57	940	9
Corsa A 1.5TD (49 kW)	9/87-3/93			15-1007		Joint Kit	X	M/T	22	22	52	81	57					3
	9/87-3/93			16-1008		Joint Kit		X M/T	22	22	34,95	84						
1.6 GSi (72-74 kW)	9/87-3/93			15-1007		Joint Kit	X		22	22	52	81	57					3
	9/87-3/93			16-1008		Joint Kit		X	22	22	34,95	84						
Corsa A, Van																		
1.0 (33 kW)	9/82-3/93			15-1029		Joint Kit	X	M/T	22	28	52	81	58					3
1.2, i, N, S (33-38-40-43 kW)	9/82-3/93			15-1029		Joint Kit	X	M/T	22	28	52	81	58					3
1.3, i, S (44-51 kW)	9/82-3/93			15-1029		Joint Kit	X	M/T	22	28	52	81	58					3
1.4i, S (40-44-53-60 kW)	85-3/93			15-1029		Joint Kit	X	M/T	22	28	52	81	58					3
1.5D (37 kW)	9/87-3/93			15-1029		Joint Kit	X	M/T	22	28	52	81	58					3

Per ordinare i GIUNTI senza KIT, sostituire il primo numero dopo il precodice con 0 mantenendo invariate le ultime 3 cifre. (Es:15-1001 c/KIT=15-0001 senza KIT / 16-1001 c/KIT =16-0001 senza KIT)
 By request we supply outer and inner CVJ without KIT (Eg.:15-1001 with KIT=15-0001 without KIT / 16-1001 with KIT =16-0001 without KIT)

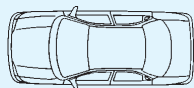


Legenda quote dimensionali vedi pagina I
 Legenda of dimensions see page I

		CHASSIS	L/R	METELLI ref.	ABS	DESCRIP-TION			INFO	A	B	C	D	E	F	H	I	L	Fig
OPEL																			
Corsa B																			
1.0 12v (40 kW)	96-00			15-1116	29	Joint Kit	X			22	28	52	81	58					3
1.2i, 16v (33-48 kW)	4/93-00			15-1116	29	Joint Kit	X		M/T	22	28	52	81	58					3
	3/93-00		L	17-0095		Driveshaft			M/T	22		22	80	85		98	57	590	9
	3/93-00		R	17-0096		Driveshaft			M/T	22		22	80	85		98	57	940	9
	93-00		L	17-0279	29	Driveshaft				22		22	80	85		98	57	590	9
	93-00		R	17-0280	29	Driveshaft				22		22	80	85		98	57	940	9
1.4i, 16v, Si (44-60-66 kW)	4/93-00			15-1116	29	Joint Kit	X		M/T	22	28	52	81	58					3
	3/93-00		L	17-0095		Driveshaft			M/T	22		22	80	85		98	57	590	9
	3/93-00		R	17-0096		Driveshaft			M/T	22		22	80	85		98	57	940	9
	93-00		L	17-0279	29	Driveshaft				22		22	80	85		98	57	590	9
	93-00		R	17-0280	29	Driveshaft				22		22	80	85		98	57	940	9
1.5D (37 kW)	4/93-96			15-1116	29	Joint Kit	X		M/T	22	28	52	81	58					3
	96-00			15-1118	29	Joint Kit	X		M/T	22	22	52	81	58,5					3
	3/93-00		L	17-0095		Driveshaft			M/T	22		22	80	85		98	57	590	9
	3/93-00		R	17-0096		Driveshaft			M/T	22		22	80	85		98	57	940	9
	93-00		L	17-0279	29	Driveshaft				22		22	80	85		98	57	590	9
	93-00		R	17-0280	29	Driveshaft				22		22	80	85		98	57	940	9
1.5TD (49 kW)	4/93-00			15-1116	29	Joint Kit	X		M/T	22	28	52	81	58					3
	3/93-00		L	17-0095		Driveshaft			M/T	22		22	80	85		98	57	590	9
	3/93-00		R	17-0096		Driveshaft			M/T	22		22	80	85		98	57	940	9
	93-00		L	17-0279	29	Driveshaft				22		22	80	85		98	57	590	9
	93-00		R	17-0280	29	Driveshaft				22		22	80	85		98	57	940	9
1.6i 16v, GSi (78-80 kW)	94-00			15-1118	29	Joint Kit	X			22	22	52	81	58,5					3
	94-00			16-1008		Joint Kit		X		22	22	34,95	84						
1.7D (44 kW)	2/96-00			15-1116	29	Joint Kit	X		M/T	22	28	52	81	58					3
	2/96-00		L	17-0095		Driveshaft				22		22	80	85		98	57	590	9
	2/96-00		R	17-0096		Driveshaft				22		22	80	85		98	57	940	9

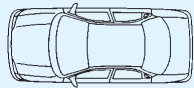
Per ordinare i GIUNTI senza KIT, sostituire il primo numero dopo il precodice con 0 mantenendo invariate le ultime 3 cifre. (Es:15-1001 c/KIT=15-0001 senza KIT / 16-1001 c/KIT =16-0001 senza KIT)
 By request we supply outer and inner CVJ without KIT (Eg.:15-1001 with KIT=15-0001 without KIT / 16-1001 with KIT =16-0001 without KIT)

Legenda quote dimensionali vedi pagina I
 Legenda of dimensions see page I



		CHASSIS	L/R	METELLI ref.	ABS	DESCRIP- TION		INFO	Legenda quote dimensionali vedi pagina I Legenda of dimensions see page I									
									A	B	C	D	E	F	H	I	L	Fig
OPEL Corsa B 1.7D (44 kW)	93-00		L	17-0279	29	Driveshaft			22		22	80	85		98	57	590	9
	93-00		R	17-0280	29	Driveshaft			22		22	80	85		98	57	940	9
Corsa C 1.0 12v (43 kW)	9/00-			15-1400	29	Joint Kit	X		22	28	52	78	58					3
	9/00-		L	17-0477		Driveshaft			22			74			97			
	9/00-	-	R	17-0478		Driveshaft			22			74			97			
1.2 16v (55 kW)	9/00-			15-1400	29	Joint Kit	X		22	28	52	78	58					3
	9/00-	23000001-	L	17-0477		Driveshaft			22			74			97			
	9/00-	-13999999	L	17-0479		Driveshaft			22			74			97			
	9/00-	23000001-	R	17-0478		Driveshaft			22			74			97			
	9/00-	-13999999	R	17-0480		Driveshaft			22			74			97			
1.4 16v (66 kW)	9/00-	-13999999	L	17-0481		Driveshaft												
	9/00-	23000001-	L	17-0483		Driveshaft												
	9/00-	-13999999	R	17-0482		Driveshaft												
	9/00-	23000001-	R	17-0484		Driveshaft												
1.6 16v	9/00-		L	17-0483		Driveshaft												
	9/00-		R	17-0484		Driveshaft												
1.7D (48 kW)	9/00-	-13999999	L	17-0481		Driveshaft		G.Box F08/F68										
	9/00-	23000001-	L	17-0483		Driveshaft		G.Box F08/F68										
	9/00-	-13999999	R	17-0482		Driveshaft		G.Box F08/F68										
	9/00-	23000001-	R	17-0484		Driveshaft		G.Box F08/F68										
1.7TD (55 kW)	9/00-	-13999999	L	17-0481		Driveshaft		G.Box F08/F68										
	9/00-	23000001-	L	17-0483		Driveshaft		G.Box F08/F68										
	9/00-	-13999999	R	17-0482		Driveshaft		G.Box F08/F68										
	9/00-	23000001-	R	17-0484		Driveshaft		G.Box F08/F68										

Per ordinare i GIUNTI senza KIT, sostituire il primo numero dopo il precodice con 0 mantenendo invariate le ultime 3 cifre. (Es:15-1001 c/KIT=15-0001 senza KIT / 16-1001 c/KIT =16-0001 senza KIT)
 By request we supply outer and inner CVJ without KIT (Eg.:15-1001 with KIT=15-0001 without KIT / 16-1001 with KIT =16-0001 without KIT)

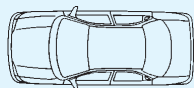


Legenda quote dimensionali vedi pagina I
 Legenda of dimensions see page I

		CHASSIS	L/R	METELLI ref.	ABS	DESCRIP-TION			INFO	A	B	C	D	E	F	H	I	L	Fig
OPEL																			
Kadett D																			
1.0, 1.2 (29-37-40-45 kW)	81-7/84	C-000091-D-999999		15-1007		Joint Kit	X			22	22	52	81	57					3
	8/79-7/84	- D-999999		16-1008		Joint Kit		X		22	22	34,95	84						
1.3 (55 kW)	81-7/84	C-000091-D-999999		15-1007		Joint Kit	X			22	22	52	81	57					3
	8/79-7/84	- D-999999		16-1008		Joint Kit		X		22	22	34,95	84						
1.6 S (67 kW)	8/81-7/84	C-000001-D-999999		15-1008		Joint Kit	X			33	25	52,35	90	59					3
1.6D (40 kW)	8/81-7/84	C-000001-D-999999		15-1008		Joint Kit	X			33	25	52,35	90	59					3
1.8 E (86 kW)	8/81-7/84	C-000001-D-999999		15-1008		Joint Kit	X			33	25	52,35	90	59					3
Kadett E, SW																			
1.2 (40 kW)	9/84-91	F-000001-		15-1007		Joint Kit	X			22	22	52	81	57					3
	9/84-91	F-000001-		15-1056	29	Joint Kit	X			22	22	52	81	57					3
	9/84-91	F-000001-		16-1008		Joint Kit		X		22	22	34,95	84						
1.3 (44-55 kW)	9/84-91	F-000001-		15-1007		Joint Kit	X			22	22	52	81	57					3
	9/84-91	F-000001-		15-1056	29	Joint Kit	X			22	22	52	81	57					3
	9/84-91	F-000001-		16-1008		Joint Kit		X		22	22	34,95	84						
1.4 (44-55 kW)	90-91			15-1007		Joint Kit	X			22	22	52	81	57					3
	90-91			15-1056	29	Joint Kit	X			22	22	52	81	57					3
	90-91			16-1008		Joint Kit		X		22	22	34,95	84						
1.6 (55 kW)	9/84-91	F-000001-		15-1007		Joint Kit	X			22	22	52	81	57					3
	9/84-91	F-000001-		15-1056	29	Joint Kit	X			22	22	52	81	57					3
	9/84-91	F-000001-		16-1008		Joint Kit		X		22	22	34,95	84						
1.6 S (67 kW)	8/84-91	F-000001-		15-1008		Joint Kit	X			33	25	52,35	90	59					3
	8/84-91	F-000001-		16-1006		Joint Kit		X		34	22	34,95	84						
1.6D (40 kW)	9/84-1/89			15-1008		Joint Kit	X	M/T		33	25	52,35	90	59					3
	9/84-1/89			15-1051	29	Joint Kit	X	M/T		33	25	52	90	61					3

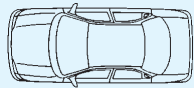
Per ordinare i GIUNTI senza KIT, sostituire il primo numero dopo il precodice con 0 mantenendo invariate le ultime 3 cifre. (Es:15-1001 c/KIT=15-0001 senza KIT / 16-1001 c/KIT =16-0001 senza KIT)
 By request we supply outer and inner CVJ without KIT (Eg.:15-1001 with KIT=15-0001 without KIT / 16-1001 with KIT =16-0001 without KIT)

Legenda quote dimensionali vedi pagina I
Legenda of dimensions see page I



		CHASSIS	L/R	METELLI ref.	ABS	DESCRIP- TION			INFO	A	B	C	D	E	F	H	I	L	Fig
OPEL																			
Kadett E, SW																			
1.6D (40 kW)	9/84-1/89			15-1052	43	Joint Kit	X		M/T	33	25	52	90	61					3
	9/84-1/89			16-1006		Joint Kit		X	M/T, G.Box F16	34	22	34,95	84						
	9/84-1/89			16-1008		Joint Kit		X	M/T, G.Box F13	22	22	34,95	84						
1.7D (43 kW)																			
	1/89-91			15-1008		Joint Kit	X			33	25	52,35	90	59					3
	1/89-91			15-1051	29	Joint Kit	X			33	25	52	90	61					3
	1/89-91			15-1052	43	Joint Kit	X			33	25	52	90	61					3
1.8 (83-86 kW)																			
	8/84-91	F-000001-		15-1008		Joint Kit	X			33	25	52,35	90	59					3
	8/84-91	F-000001-		15-1051	29	Joint Kit	X			33	25	52	90	61					3
	8/84-91	F-000001-		15-1052	43	Joint Kit	X			33	25	52	90	61					3
2.0 (85 kW)																			
	8/84-91	F-000001-		15-1008		Joint Kit	X			33	25	52,35	90	59					3
	8/84-91	F-000001-		15-1051	29	Joint Kit	X			33	25	52	90	61					3
	8/84-91	F-000001-		15-1052	43	Joint Kit	X			33	25	52	90	61					3
2.0 16v (110 kW)																			
	8/84-91	F-000001-		15-1008		Joint Kit	X			33	25	52,35	90	59					3
	8/84-91	F-000001-		15-1051	29	Joint Kit	X			33	25	52	90	61					3
	8/84-91	F-000001-		15-1052	43	Joint Kit	X			33	25	52	90	61					3
Omega A, SW																			
2.0, i (74-85-90 kW)	8/86-3/94			16-1016		Joint Kit	X		A/T+M/T		28		108						
2.3TD (66-74 kW)	8/86-3/94			16-1016		Joint Kit	X		A/T+M/T		28		108						
2.4 (92 kW)	8/86-3/94			16-1016		Joint Kit	X		A/T+M/T		28		108						
2.6i (110 kW)	9/90-3/94			16-1016		Joint Kit	X		A/T+M/T		28		108						
3.0, 24v (130-147-150 kW)	8/86-3/94			16-1016		Joint Kit	X		A/T+M/T		28		108						
Senator A																			
3.0 (115 kW)	9/85-87			16-1016		Joint Kit	X		A/T+M/T		28		108						

Per ordinare i GIUNTI senza KIT, sostituire il primo numero dopo il precodice con 0 mantenendo invariate le ultime 3 cifre. (Es:15-1001 c/KIT=15-0001 senza KIT / 16-1001 c/KIT =16-0001 senza KIT)
By request we supply outer and inner CVJ without KIT (Eg.:15-1001 with KIT=15-0001 without KIT / 16-1001 with KIT =16-0001 without KIT)

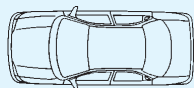


Legenda quote dimensionali vedi pagina I
 Legenda of dimensions see page I

		CHASSIS	L/R	METELLI ref.	ABS	DESCRIP-TION			INFO	A	B	C	D	E	F	H	I	L	Fig
OPEL																			
Senator B 3.0, 24v (130-150 kW)	87-93			16-1016		Joint Kit	X		A/T+M/T		28		108						
Tigra 1.4 16v (66 kW)	7/94-			15-1116	29	Joint Kit	X		M/T	22	28	52	81	58					3
	7/94-			16-1026		Joint Kit		X	M/T	22	28	34,95	82						
	7/94		L	17-0095		Driveshaft			M/T	22		22	80	85		98	57	590	9
	7/94		R	17-0096		Driveshaft			M/T	22		22	80	85		98	57	940	9
	7/94-		L	17-0279	29	Driveshaft				22		22	80	85		98	57	590	9
	7/94-		R	17-0280	29	Driveshaft				22		22	80	85		98	57	940	9
1.6 16v (78 kW)	7/94-			15-1118	29	Joint Kit	X		M/T	22	22	52	81	58,5					3
	7/94-			16-1008		Joint Kit		X	M/T	22	22	34,95	84						
	7/94-		L	17-0281		Driveshaft				22		22	82	85		98	57	605	9
	7/94-		R	17-0282		Driveshaft				22		22	825	85		98	57	940	9
Vectra A 1.4 (55 kW)	8/91-95	N-1000001-		15-1056	29	Joint Kit	X		A/T+M/T	22	22	52	81	57					3
	10/88-7/91	K-1000001-M-1999999		15-1057	43	Joint Kit	X		A/T+M/T	22	22	52	81	57					3
	8/91-95		L	17-0275	29	Driveshaft				22		22	80	85		95	58	608	9
	8/91-95		R	17-0276	29	Driveshaft				22		22	80	85		95	58	950	9
1.6, i, S (55-60 kW)	8/91-95	N-1000001-		15-1056	29	Joint Kit	X		A/T+M/T	22	22	52	81	57					3
	10/88-7/91	K-1000001-M-1999999		15-1057	43	Joint Kit	X		A/T+M/T	22	22	52	81	57					3
	8/91-95		L	17-0275	29	Driveshaft				22		22	80	85		95	58	608	9
	8/91-95		R	17-0276	29	Driveshaft				22		22	80	85		95	58	950	9
1.7D (42-44 kW)	8/91-9/95	N-1000001-		15-1051	29	Joint Kit	X		A/T+M/T	33	25	52	90	61					3
	10/88-7/91	K-1000001-M-1666666		15-1052	43	Joint Kit	X			33	25	52	90	61					3
	10/88-95		L	17-0269		Driveshaft				33		22	90	85		110	58	615	9
	10/88-95		R	17-0270		Driveshaft				33		22	90	85		110	58	973	9

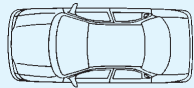
Per ordinare i GIUNTI senza KIT, sostituire il primo numero dopo il precodice con 0 mantenendo invariate le ultime 3 cifre. (Es:15-1001 c/KIT=15-0001 senza KIT / 16-1001 c/KIT =16-0001 senza KIT)
 By request we supply outer and inner CVJ without KIT (Eg.:15-1001 with KIT=15-0001 without KIT / 16-1001 with KIT =16-0001 without KIT)

Legenda quote dimensionali vedi pagina I
Legenda of dimensions see page I



		CHASSIS	L/R	METELLI ref.	ABS	DESCRIP- TION		INFO	A	B	C	D	E	F	H	I	L	Fig
OPEL Vectra A 1.7D (42-44 kW)	10/88-95		L	17-0277	29	Driveshaft		(Incl. Driving School)	33		22	90	85		110	58	615	9
	10/88-95		R	17-0278	29	Driveshaft		(Incl. Driving School)	33		22	90	85		110	58	973	9
1.7TD (60 kW)	8/91-9/95	N-1000001-		15-1051	29	Joint Kit	X	M/T	33	25	52	90	61					3
	90-7/91	K-1000001-M-1999999		15-1052	43	Joint Kit	X	M/T	33	25	52	90	61					3
	10/88-95		L	17-0271		Driveshaft			33		34	90	101		110	57	618	9
	10/88-95		R	17-0272		Driveshaft			33		34	90	101		110	57	965	9
	10/88-95		L	17-0273	29	Driveshaft			33		34	90	101		110	57	618	9
	10/88-95		R	17-0274	29	Driveshaft			33		34	90	101		110	57	965	9
1.8i, S, 4WD (65-66 kW)	8/91-9/95	N-1000001-		15-1051	29	Joint Kit	X	A/T+M/T, FWD	33	25	52	90	61					3
	10/88-7/91	K-1000001-M-1999999		15-1052	43	Joint Kit	X	A/T+M/T, FWD	33	25	52	90	61					3
	10/88-95		L	17-0271		Driveshaft		FWD	33		34	90	101		110	57	618	9
	10/88-95		R	17-0272		Driveshaft		FWD	33		34	90	101		110	57	965	9
	10/88-95		L	17-0273	29	Driveshaft		FWD	33		34	90	101		110	57	618	9
	10/88-95		R	17-0274	29	Driveshaft		FWD	33		34	90	101		110	57	965	9
2.0, i (74-85-95 kW)	8/91-9/95	N-1000001-		15-1051	29	Joint Kit	X	A/T+M/T	33	25	52	90	61					3
	10/88-7/91	K-1000001-M-1999999		15-1052	43	Joint Kit	X	A/T+M/T	33	25	52	90	61					3
	10/88-95		L	17-0271		Driveshaft			33		34	90	101		110	57	618	9
	10/88-95		R	17-0272		Driveshaft			33		34	90	101		110	57	965	9
	10/88-95		L	17-0273	29	Driveshaft			33		34	90	101		110	57	618	9
	10/88-95		R	17-0274	29	Driveshaft			33		34	90	101		110	57	965	9
2.0i 16v, 4WD (85-95-100-110 kW)	1/89-11/95	N-1000001-		15-1051	29	Joint Kit	X	M/T, FWD	33	25	52	90	61					3
	1/89-11/95	K-1000001-M-1999999		15-1052	43	Joint Kit	X	M/T, FWD	33	25	52	90	61					3
	8/91-95		L	17-0273	29	Driveshaft		FWD	33		34	90	101		110	57	618	9
	8/91-95		R	17-0361	29	Driveshaft		FWD	33	35	34	90	97		110		681	8

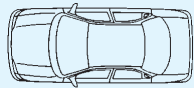
Per ordinare i GIUNTI senza KIT, sostituire il primo numero dopo il precodice con 0 mantenendo invariate le ultime 3 cifre. (Es.:15-1001 c/KIT=15-0001 senza KIT / 16-1001 c/KIT =16-0001 senza KIT)
By request we supply outer and inner CVJ without KIT (Eg.:15-1001 with KIT=15-0001 without KIT / 16-1001 with KIT =16-0001 without KIT)



Legenda quote dimensionali vedi pagina I
 Legenda of dimensions see page I

		CHASSIS	L/R	METELLI ref.	ABS	DESCRIP-TION			INFO	A	B	C	D	E	F	H	I	L	Fig
OPEL																			
Vectra B, SW																			
1.6i, 16v (55-74 kW)	10/95-02			15-1118	29	Joint Kit	X			22	22	52	81	58,5					3
1.7TD (60 kW)	10/95-02			15-1289A	29	Joint Kit	X			33	25	52	90	56					3
	10/95-11/96		L	17-0348	29	Driveshaft				33			90						
	10/95-11/96		R	17-0349	29	Driveshaft				33			90						
1.8i 16v (85 kW)	10/95-02			15-1289A	29	Joint Kit	X			33	25	52	90	56					3
	10/95-11/96		L	17-0348	29	Driveshaft				33			90						
	10/95-11/96		R	17-0349	29	Driveshaft				33			90						
2.0 i 16v (100 kW)	10/95-02			15-1289A	29	Joint Kit	X			33	25	52	90	56					3
	11/96-02		L	17-0348	29	Driveshaft				33			90						
	11/96-02		R	17-0349	29	Driveshaft				33			90						
2.0Di (60 kW)	11/96-02			15-1289A	29	Joint Kit	X			33	25	52	90	56					3
	11/96-02		L	17-0348	29	Driveshaft				33			90						
	11/96-02		R	17-0349	29	Driveshaft				33			90						
2.0i (82 kW)	11/96-02		L	17-0348	29	Driveshaft				33			90						
	11/96-02		R	17-0349	29	Driveshaft				33			90						
2.5i V6 (125 kW)	10/95-02			15-1289A	29	Joint Kit	X			33	25	52	90	56					3
Zafira																			
1.6 16v (74 kW)	4/99-			15-1289		Joint Kit	X	Eng. X16XEL		33	25	52	90	56					3
	4/99-			15-1289A	29	Joint Kit	X	Eng. X16XEL		33	25	52	90	56					3
1.8 16v (85 kW)	4/99-			15-1289		Joint Kit	X	Eng. X18XE1		33	25	52	90	56					3
	4/99-			15-1289A	29	Joint Kit	X	Eng. X18XE1		33	25	52	90	56					3
2.0 16v (100 kW)	9/98-			15-1289		Joint Kit	X	Eng. X20XEV		33	25	52	90	56					3
	9/98-			15-1289A	29	Joint Kit	X	Eng. X20XEV		33	25	52	90	56					3
2.0 Tdi (74 kW)	8/99-		L	17-0350	29	Driveshaft				33			90						
	8/99-		R	17-0351	29	Driveshaft				33			90						

Per ordinare i GIUNTI senza KIT, sostituire il primo numero dopo il precodice con 0 mantenendo invariate le ultime 3 cifre. (Es:15-1001 c/KIT=15-0001 senza KIT / 16-1001 c/KIT =16-0001 senza KIT)
 By request we supply outer and inner CVJ without KIT (Eg.:15-1001 with KIT=15-0001 without KIT / 16-1001 with KIT =16-0001 without KIT)

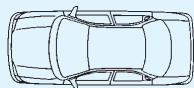


Legenda quote dimensionali vedi pagina I
 Legenda of dimensions see page I

		CHASSIS	L/R	METELLI ref.	ABS	DESCRIP-TION		INFO	A	B	C	D	E	F	H	I	L	Fig
OPEL V. COMMERCIALI/ LCV Vivaro 2.0 16v (88 kW)	8/01-		L	17-0196		Driveshaft			27			91			94		512	7
	8/01-		R	17-0378		Driveshaft			27			91			94		1018	6
PEUGEOT 106 I 1.0 (33-37 kW)	8/91-		L	17-0060		Driveshaft		M/T, G.Box MA	21		22	76	72		80	65	615	3
	8/91-		R	17-0061		Driveshaft		M/T, G.Box MA	21		22	76	72		80	93	800	3
1.1 (44 kW)	8/91-		L	17-0060		Driveshaft		M/T, G.Box MA	21		22	76	72		80	65	615	3
	8/91-		R	17-0061		Driveshaft		M/T, G.Box MA	21		22	76	72		80	93	800	3
	95-		L	17-0130	48	Driveshaft		G.Box MA	21		22	76	72		76	65	615	3
	95-		R	17-0131	48	Driveshaft		G.Box MA	21		22	76	72		76	93	800	3
1.3 Rallye (72 kW)	10/93-4/96		L	17-0103		Driveshaft		G.Box MAR	21		22	86	72		76	58	640	3
	10/93-4/96		R	17-0104		Driveshaft		G.Box MAR	21		22	86	72		76	253	830	4
	93-		L	17-0146	48	Driveshaft		G.Box MA	21		22	86	72		76	58	640	3
	93-		R	17-0147	48	Driveshaft		G.Box MA	21		22	86	72		76	253	830	4
1.4 (55 kW)	08/91-		L	17-0014		Driveshaft		G.Box MA	21		22	76	72		76	65	615	3
	8/91-		R	17-0015		Driveshaft		G.Box MA	21		22	76	72		76	93	800	3
	91-		L	17-0130	48	Driveshaft		G.Box MA	21		22	76	72		76	65	615	3
	91-		R	17-0131	48	Driveshaft		G.Box MA	21		22	76	72		76	93	800	3
1.4 XSi (55 kW)	08/91-93		L	17-0014		Driveshaft		G.Box MA	21		22	76	72		76	65	615	3
	93-		L	17-0103		Driveshaft		G.Box MA	21		22	86	72		76	58	640	3
	8/91-93		R	17-0015		Driveshaft		G.Box MA	21		22	76	72		76	93	800	3
	93-		R	17-0104		Driveshaft		G.Box MA	21		22	86	72		76	253	830	4
	91-93		L	17-0130	48	Driveshaft		G.Box MA	21		22	76	72		76	65	615	3
	91-93		R	17-0131	48	Driveshaft		G.Box MA	21		22	76	72		76	93	800	3

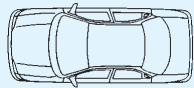
Per ordinare i GIUNTI senza KIT, sostituire il primo numero dopo il precodice con 0 mantenendo invariate le ultime 3 cifre. (Es:15-1001 c/KIT=15-0001 senza KIT / 16-1001 c/KIT =16-0001 senza KIT)
 By request we supply outer and inner CVJ without KIT (Eg.:15-1001 with KIT=15-0001 without KIT / 16-1001 with KIT =16-0001 without KIT)

Legenda quote dimensionali vedi pagina I
Legenda of dimensions see page I



		CHASSIS	L/R	METELLI ref.	ABS	DESCRIP- TION		INFO	A	B	C	D	E	F	H	I	L	Fig
PEUGEOT																		
106 I																		
1.4D (37 kW)	6/92-		L	17-0014		Driveshaft		G.Box MA, Eng. TUD3	21		22	76	72		76	65	615	3
	6/92-		R	17-0015		Driveshaft		G.Box MA, Eng. TUD3	21		22	76	72		76	93	800	3
1.5D (40-43 kW)	7/94		L	17-0014		Driveshaft		G.Box MA, Eng. TUD5	21		22	76	72		76	65	615	3
	7/94		R	17-0015		Driveshaft		G.Box MA, Eng. TUD5	21		22	76	72		76	93	800	3
	94-		L	17-0130	48	Driveshaft		G.Box MA, Eng. TUD5	21		22	76	72		76	65	615	3
	94-		R	17-0131	48	Driveshaft		G.Box MA, Eng. TUD5	21		22	76	72		76	93	800	3
1.6 Rallye, XSi, 16v (76 kW)	10/93-4/96		L	17-0103		Driveshaft		G.Box MAR, Eng. TU5J2	21		22	86	72		76	58	640	3
	10/93-4/96		R	17-0104		Driveshaft		G.Box MAR, Eng. TU5J2	21		22	86	72		76	253	830	4
205 I																		
1.0 (33 kW)	1/83-7/87			17-0016		Driveshaft		G.Box BH 3	21		22	76	72		76	67	715	3
1.0 Junior (31-33 kW)	8/87-		L	17-0017		Driveshaft		G.Box MA	21		22	76	72		76	65	615	3
	8/87-		R	17-0018		Driveshaft		G.Box MA	21		22	76	72		76	328	835	4
1.1 (36-37 kW)	1/83-7/87			17-0016		Driveshaft		G.Box BH 3	21		22	76	72		76	67	715	3
1.1 Junior (36-37 kW)	8/87-		L	17-0017		Driveshaft		G.Box MA	21		22	76	72		76	65	615	3
	8/87-		R	17-0018		Driveshaft		G.Box MA	21		22	76	72		76	328	835	4
1.6 (53-55 kW)	6/83-10/87			15-1063		Joint Kit	X	A/T, Mod. 741A, C	21	22	56	84	51					2
1.8D (44 kW)	6/83-10/87			15-1063		Joint Kit	X	M/T, Mod. 741A, C	21	22	56	84	51					2
1.9 GTi (75-94 kW)	86-			15-1177		Joint Kit	X	G.Box BE 1/3, Mod. 741A, C	25	23	55,3	90	46					2
	86-			15-1182	48	Joint Kit	X	G.Box BE 1/3	25	34	55,3	88	46					2
	86-			15-1206	90	Joint Kit	X	G.Box BE 1/3	25	23	55,3	88	46					2
205 II																		
1.3 Rallye (75 kW)	88-		L	17-0019		Driveshaft		G.Box MA	21		22	86	72		76	65	580	3
	88-		R	17-0020		Driveshaft		G.Box MA	21		22	86	72		76	328	835	4
1.3 XA (41-44 kW)	7/89			17-0098		Driveshaft		M/T, G.Box BE 3, BH3, Eng. G1	21		22	86	72		76	67	715	3

Per ordinare i GIUNTI senza KIT, sostituire il primo numero dopo il precodice con 0 mantenendo invariate le ultime 3 cifre. (Es:15-1001 c/KIT=15-0001 senza KIT / 16-1001 c/KIT =16-0001 senza KIT)
By request we supply outer and inner CVJ without KIT (Eg.:15-1001 with KIT=15-0001 without KIT / 16-1001 with KIT =16-0001 without KIT)

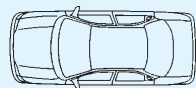


Legenda quote dimensionali vedi pagina I
 Legenda of dimensions see page I

		CHASSIS	L/R	METELLI ref.	ABS	DESCRIP-TION			INFO	A	B	C	D	E	F	H	I	L	Fig
PEUGEOT 205 II 1.4 (44-58 kW)	1/87-7/87			17-0098		Driveshaft			M/T, G.Box BE 3, BH3	21		22	86	72		76	67	715	3
	8/87-		L	17-0019		Driveshaft			G.Box MA	21		22	86	72		76	65	580	3
	8/87-		R	17-0020		Driveshaft			G.Box MA	21		22	86	72		76	328	835	4
1.6 (53-55-58-65 kW)	10/87-9/98			15-1063		Joint Kit	X		A/T, Mod. 20A, C	21	22	56	84	51					2
	2/86-		R	17-0007		Driveshaft			A/T, G.Box BE 1	21		24	86	72		76	350	835	6
	2/86-		L	17-0066	29	Driveshaft			A/T, G.Box BE 1	25		22	84	72		80	65	620	3
1.8D (44 kW)	7/87-12/89			15-1063		Joint Kit	X		M/T, Mod. 20A, C	21	22	56	84	51					2
	6/83-		L	17-0006		Driveshaft			G.Box BE 1/3	21		24	86	72		76	70	580	5
	6/83-		R	17-0007		Driveshaft			G.Box BE 1/3	21		24	86	72		76	350	835	6
1.8TD (57 kW)	1/90-9/98			15-1063		Joint Kit	X		M/T, Mod. 20A, C	21	22	56	84	51					2
	90-		L	17-0006		Driveshaft			G.Box BE 1/3	21		24	86	72		76	70	580	5
	90-		R	17-0007		Driveshaft			G.Box BE 1/3	21		24	86	72		76	350	835	6
1.9 GTi (75-88-94 kW)	86-			15-1177		Joint Kit	X		G.Box BE 1/3, Mod. 20A, C	25	23	55,3	90	46					2
	1/86-		L	17-0021		Driveshaft			G.Box BE 1/3	25		24	90	76		80	70	575	5
	1/86-		R	17-0022		Driveshaft			G.Box BE 1/3	25		24	90	76		80	350	830	6
1.9D (47 kW)	10/87-9/98			15-1063		Joint Kit	X		A/T+M/T, Mod. 20A, C	21	22	56	84	51					2
	6/88-		L	17-0006		Driveshaft			G.Box BE 1/3	21		24	86	72		76	70	580	5
	6/88-		R	17-0007		Driveshaft			G.Box BE 1/3	21		24	86	72		76	350	835	6
206 1.1 (44 kW)	9/98-			15-1382	48	Joint Kit	X		M/T, G.Box MA	21	22	50	98,9	52					2
	9/98-		L	17-0379		Driveshaft			G.Box MA	21		22	79	75		86	65	612	3
	9/98-		R	17-0380		Driveshaft			G.Box MA	21		22	79	75		86	330	887	4
	9/98-		L	17-0381	48	Driveshaft			G.Box MA	21		22	79	75		86	65	612	3
	9/98-		R	17-0382	48	Driveshaft			G.Box MA	21		22	79	75		86	330	887	4
1.4 (55 kW)	9/98-			15-1382	48	Joint Kit	X		M/T, G.Box MA	21	22	50	98,9	52					2

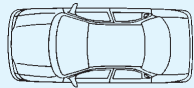
Per ordinare i GIUNTI senza KIT, sostituire il primo numero dopo il precodice con 0 mantenendo invariate le ultime 3 cifre. (Es:15-1001 c/KIT=15-0001 senza KIT / 16-1001 c/KIT =16-0001 senza KIT)
 By request we supply outer and inner CVJ without KIT (Eg.:15-1001 with KIT=15-0001 without KIT / 16-1001 with KIT =16-0001 without KIT)

Legenda quote dimensionali vedi pagina I
Legenda of dimensions see page I



		CHASSIS	L/R	METELLI ref.	ABS	DESCRIP- TION		INFO	A	B	C	D	E	F	H	I	L	Fig
PEUGEOT 206 1.4 (55 kW)	9/98-		L	17-0379		Driveshaft		G.Box MA	21		22	79	75		86	65	612	3
	9/98-		R	17-0380		Driveshaft		G.Box MA	21		22	79	75		86	330	887	4
	9/98-		L	17-0381	48	Driveshaft		G.Box MA	21		22	79	75		86	65	612	3
	9/98-		R	17-0382	48	Driveshaft		G.Box MA	21		22	79	75		86	330	887	4
1.6 (65 kW)	9/98-12/00		L	17-0383		Driveshaft			21		22	80	75		86	65	637	3
	9/98-12/00		R	17-0384		Driveshaft			21		22	80	75		86	330	918	
	9/98-12/00		L	17-0385	48	Driveshaft			21		22	80	75		86	65	637	3
	9/98-12/00		R	17-0386	48	Driveshaft			21		22	80	75		86	330	918	
1.9D (51 kW)	9/98-		L	17-0387		Driveshaft			21		24	90	81		86	70	604	5
	9/98-		R	17-0388		Driveshaft			21		24	90	81		86	350	903	6
	9/98-		L	17-0389	48	Driveshaft			21		24	90	81		86	70	604	5
	9/98-		R	17-0390	48	Driveshaft			21		24	90	81		86	350	903	6
2.0 16v (99 kW)	4/99-10/00		L	17-0391		Driveshaft			25		24	90	81		80	62	593	5
	4/99-10/00		R	17-0392		Driveshaft			25		24	90	81		80	350	892	6
206 2.0 16v (99 kW)	4/99-10/00		L	17-0393	48	Driveshaft			25		24	90	81		80	62	593	5
	4/99-10/00		R	17-0394	48	Driveshaft			25		24	90	81		80	350	892	6
304 1.1 Break (43 kW)	8/77-10/80			17-0097		Driveshaft		G.Box BB 8	23		23	86	72		82	63	760	3
	8/77-5/78			17-0097		Driveshaft		M/T, G.Box BB 8	23		23	86	72		82	63	760	3
	8/77-10/79			17-0097		Driveshaft		M/T, G.Box BB 8	23		23	86	72		82	63	760	3

Per ordinare i GIUNTI senza KIT, sostituire il primo numero dopo il precodice con 0 mantenendo invariate le ultime 3 cifre. (Es:15-1001 c/KIT=15-0001 senza KIT / 16-1001 c/KIT =16-0001 senza KIT)
By request we supply outer and inner CVJ without KIT (Eg.:15-1001 with KIT=15-0001 without KIT / 16-1001 with KIT =16-0001 without KIT)

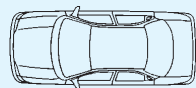


Legenda quote dimensionali vedi pagina I
 Legenda of dimensions see page I

		CHASSIS	L/R	METELLI ref.	ABS	DESCRIPTION			INFO	A	B	C	D	E	F	H	I	L	Fig	
PEUGEOT																				
305 I, Break																				
1.3 (44 kW)				17-0097		Driveshaft			M/T, G.Box BB 8	23		23	86	72			82	63	760	3
1.5 (54 kW)				17-0097		Driveshaft			M/T, G.Box BB 8	23		23	86	72			82	63	760	3
305 II, Break																				
1.3 (44 kW)				15-1015		Joint Kit	X		M/T, G.Box BB 8, Mod. 581M, E	25	22	55,3	84	46						2
1.5 (50-54 kW)				15-1015		Joint Kit	X		A/T+M/T, G.Box BB 8, Mod. 581M, E	25	22	55,3	84	46						2
			L	17-0023		Driveshaft			A/T	25		24	84	76			80	70	615	5
			R	17-0024		Driveshaft			A/T	25		24	84	76			80	350	870	6
1.6 (55-69-71 kW)				15-1015		Joint Kit	X		M/T, G.Box BE 1, Mod. 581M, E	25	22	55,3	84	46						2
			L	17-0023		Driveshaft			G.Box BE 1	25		24	84	76			80	70	615	5
			R	17-0024		Driveshaft			G.Box BE 1	25		24	84	76			80	350	870	6
1.9D (47-48 kW)				15-1015		Joint Kit	X		M/T, G.Box BE 1, Mod. 581M, E	25	22	55,3	84	46						2
			L	17-0023		Driveshaft			G.Box BE 1	25		24	84	76			80	70	615	5
			R	17-0024		Driveshaft			G.Box BE 1	25		24	84	76			80	350	870	6
306																				
1.1 (44 kW)			L	17-0062		Driveshaft			M/T, G.Box MA, Eng. TU1M	21		22	86	72			76	65	620	3
			R	17-0063		Driveshaft			M/T, G.Box MA, Eng. TU1M	21		22	86	72			76	328	875	4
			L	17-0066	29	Driveshaft			G.Box MA, Eng. TU3	25		22	84	72			80	65	620	3
			R	17-0067	29	Driveshaft			G.Box MA, Eng. TU3	25		22	84	72			80	328	875	4
			L	17-0064	48	Driveshaft			G.Box MA, Eng. TU3	25		22	84	72			80	65	620	3
			R	17-0065	48	Driveshaft			G.Box MA, Eng. TU3	25		22	84	72			80	328	875	4
1.4 (55 kW)			L	17-0062		Driveshaft			M/T, G.Box MA, Eng. TU	21		22	86	72			76	65	620	3
			R	17-0063		Driveshaft			M/T, G.Box MA, Eng. TU	21		22	86	72			76	328	875	4
			L	17-0066	29	Driveshaft			G.Box MA, Eng. TU3	25		22	84	72			80	65	620	3
			R	17-0067	29	Driveshaft			G.Box MA, Eng. TU3	25		22	84	72			80	328	875	4

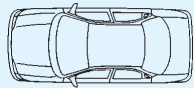
Per ordinare i GIUNTI senza KIT, sostituire il primo numero dopo il precodice con 0 mantenendo invariate le ultime 3 cifre. (Es:15-1001 c/KIT=15-0001 senza KIT / 16-1001 c/KIT =16-0001 senza KIT)
 By request we supply outer and inner CVJ without KIT (Eg.:15-1001 with KIT=15-0001 without KIT / 16-1001 with KIT =16-0001 without KIT)

Legenda quote dimensionali vedi pagina I
Legenda of dimensions see page I



		CHASSIS	L/R	METELLI ref.	ABS	DESCRIP- TION		INFO	A	B	C	D	E	F	H	I	L	Fig
PEUGEOT 306	93-		L	17-0064	48	Driveshaft		G.Box MA, Eng. TU3	25		22	84	72		80	65	620	3
	93-		R	17-0065	48	Driveshaft		G.Box MA, Eng. TU3	25		22	84	72		80	328	875	4
1.6 (65 kW)	92-96			15-1208	48	Joint Kit	X	M/T, G.Box MAR, Eng. TU5 Mod. 7	25	23	55,3	88	46					2
	93-		L	17-0068		Driveshaft		G.Box MAR, Eng. TU	25		22	84	72		80	58	605	3
	93-		R	17-0069		Driveshaft		G.Box MAR, Eng. TU	25		22	84	72		80	333	880	4
	93-		L	17-0072	29	Driveshaft		G.Box MAR, Eng. TU	25		22	84	72		80	58	605	3
	93-		R	17-0073	29	Driveshaft		G.Box MAR, Eng. TU	25		22	84	72		80	333	880	4
	93-		L	17-0070	48	Driveshaft		G.Box MAR, Eng. TU	25		22	84	72		80	58	605	3
	93-		R	17-0071	48	Driveshaft		G.Box MAR, Eng. TU	25		22	84	72		80	333	880	4
306, Break 1.8 (74 kW)	92-96			15-1177		Joint Kit	X	M/T, G.Box BE 3, Mod. 7	25	23	55,3	90	46					2
	92-12/94			15-1175	29	Joint Kit	X	M/T, G.Box BE 3, Mod. 7	25	23	55,3	88	46					2
	95-96			15-1216	29	Joint Kit	X	M/T, G.Box BE 3, Mod. 7	25	34	55,3	88	46					2
	92-			15-1176	48	Joint Kit	X	M/T, G.Box BE 3, Mod. 7	25	34	55,3	99	46					2
	93-		L	17-0058		Driveshaft		G.Box BE 3	25		24	84	76		80	70	620	5
	93-		R	17-0059		Driveshaft		G.Box BE 3	25		24	84	76		80	350	870	6
1.9D (47-50-51 kW)	92-96			15-1177		Joint Kit	X	G.Box BE 3, Mod. 7	25	23	55,3	90	46					2
	92-12/94			15-1175	29	Joint Kit	X	G.Box BE 3, Mod. 7	25	23	55,3	88	46					2
	95-96			15-1216	29	Joint Kit	X	G.Box BE 3, Mod. 7	25	34	55,3	88	46					2
	92-			15-1176	48	Joint Kit	X	G.Box BE 3, Mod. 7	25	34	55,3	99	46					2
	93-		L	17-0058		Driveshaft		G.Box BE 3	25		24	84	76		80	70	620	5
	93-		R	17-0059		Driveshaft		G.Box BE 3	25		24	84	76		80	350	870	6
1.9TD (66 kW)	92-96			15-1177		Joint Kit	X	Mod. 7 Eng. XUD9TE	25	23	55,3	90	46					2
	92-12/94			15-1175	29	Joint Kit	X	Mod. 7 Eng. XUD9TE	25	23	55,3	88	46					2
	95-96			15-1216	29	Joint Kit	X	Mod. 7 Eng. XUD9TE	25	34	55,3	88	46					2

Per ordinare i GIUNTI senza KIT, sostituire il primo numero dopo il precodice con 0 mantenendo invariate le ultime 3 cifre. (Es:15-1001 c/KIT=15-0001 senza KIT / 16-1001 c/KIT =16-0001 senza KIT)
By request we supply outer and inner CVJ without KIT (Eg.:15-1001 with KIT=15-0001 without KIT / 16-1001 with KIT =16-0001 without KIT)

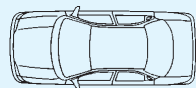




Legenda quote dimensionali vedi pagina I
 Legenda of dimensions see page I

		CHASSIS	L/R	METELLI ref.	ABS	DESCRIPTION			INFO	A	B	C	D	E	F	H	I	L	Fig
PEUGEOT 306, Break 1.9TD (66 kW)				15-1176	48	Joint Kit	X		Mod. 7 Eng. XUD9TE	25	34	55,3	99	46					2
	92-		L	17-0164		Driveshaft			G.Box BE 3	25		24	90	76		80	62	610	5
	93-		R	17-0165		Driveshaft			G.Box BE 3	25		24	90	76		80	355	880	6
	93-		L	17-0166	29	Driveshaft			G.Box BE 3	25		24	90	76		80	62	610	5
	93-		R	17-0167	29	Driveshaft			G.Box BE 3	25		24	90	76		80	355	880	6
2.0 16v (110-112 kW)	92-96			15-1177		Joint Kit	X		M/T	25	23	55,3	90	46					2
	92-12/94			15-1175	29	Joint Kit	X		M/T	25	23	55,3	88	46					2
	95-96			15-1216	29	Joint Kit	X		M/T	25	34	55,3	88	46					2
	92-			15-1176	48	Joint Kit	X		M/T	25	34	55,3	99	46					2
	93-		L	17-0164		Driveshaft			G.Box BE 3	25		24	90	76		80	62	610	5
	93-		R	17-0165		Driveshaft			G.Box BE 3	25		24	90	76		80	355	880	6
	93-		L	17-0166	29	Driveshaft			G.Box BE 3	25		24	90	76		80	62	610	5
93-		R	17-0167	29	Driveshaft			G.Box BE 3	25		24	90	76		80	355	880	6	
2.0 ST, XSi (89 kW)	92-96			15-1177		Joint Kit	X		M/T	25	23	55,3	90	46					2
	92-12/94			15-1175	29	Joint Kit	X		M/T	25	23	55,3	88	46					2
	95-96			15-1216	29	Joint Kit	X		M/T	25	34	55,3	88	46					2
	92-			15-1176	48	Joint Kit	X		M/T	25	34	55,3	99	46					2
	93-		L	17-0058		Driveshaft			G.Box BE 3	25		24	84	76		80	70	620	5
	93-		R	17-0059		Driveshaft			G.Box BE 3	25		24	84	76		80	350	870	6
309 I 1.1 (40 kW)	7/85-6/89		L	17-0025		Driveshaft			G.Box BE 1/3, Eng. Talbot	21		24	86	72		76	70	590	5
	7/85-6/89		R	17-0026		Driveshaft			G.Box BE 1/3, Eng. Talbot	21		24	86	72		76	350	845	6
1.3 (47 kW)	7/85-6/89		L	17-0025		Driveshaft			G.Box BE 1/3, Eng. Talbot	21		24	86	72		76	70	590	5
	7/85-6/89		R	17-0026		Driveshaft			G.Box BE 1/3, Eng. Talbot	21		24	86	72		76	350	845	6
1.4 (49-55 kW)	8/86-89		L	17-0027		Driveshaft			G.Box BE 1/3, Eng. Y2	25		24	86	72		80	70	590	5
	8/86-89		R	17-0028		Driveshaft			G.Box BE 1/3, Eng. Y2	25		24	86	72		80	350	850	6

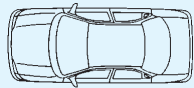
Per ordinare i GIUNTI senza KIT, sostituire il primo numero dopo il precodice con 0 mantenendo invariate le ultime 3 cifre. (Es:15-1001 c/KIT=15-0001 senza KIT / 16-1001 c/KIT =16-0001 senza KIT)
 By request we supply outer and inner CVJ without KIT (Eg.:15-1001 with KIT=15-0001 without KIT / 16-1001 with KIT =16-0001 without KIT)

Legenda quote dimensionali vedi pagina I
Legenda of dimensions see page I



		CHASSIS	L/R	METELLI ref.	ABS	DESCRIP- TION		INFO	A	B	C	D	E	F	H	I	L	Fig
PEUGEOT																		
309 I																		
1.8D (48 kW)	7/86-		L	17-0027		Driveshaft		G.Box MA, Eng. XUD9	25		24	86	72		80	70	590	5
	7/86-		R	17-0028		Driveshaft		G.Box MA, Eng. XUD9	25		24	86	72		80	350	850	6
1.9D (47 kW)	-93		L	17-0027		Driveshaft		G.Box BE 1/3, Eng. XUD9A	25		24	86	72		80	70	590	5
	-93		R	17-0028		Driveshaft		G.Box BE 1/3, Eng. XUD9A	25		24	86	72		80	350	850	6
309 II																		
1.1 (44 kW)	8/90-12/93		L	17-0100		Driveshaft		M/T, G.Box MA	21		22	86	72		76	65	600	3
	8/90-12/93		R	17-0101		Driveshaft		M/T, G.Box MA	21		22	86	72		76	328	850	4
1.4 (49 kW)	7/89-12/93		L	17-0100		Driveshaft		M/T, G.Box MA	21		22	86	72		76	65	600	3
	7/89-12/93		R	17-0101		Driveshaft		M/T, G.Box MA	21		22	86	72		76	328	850	4
1.6 (65-68 kW)	7/89-93		L	17-0027		Driveshaft		G.Box BE 1/3, Eng. XU5 2C	25		24	86	72		80	70	590	5
	7/89-93		R	17-0028		Driveshaft		G.Box BE 1/3, Eng. XU5 2C	25		24	86	72		80	350	850	6
1.8D (48 kW)	7/86-		L	17-0027		Driveshaft		G.Box BE 1/3, Eng. XUD9	25		24	86	72		80	70	590	5
	7/86-		R	17-0028		Driveshaft		G.Box BE 1/3, Eng. XUD9	25		24	86	72		80	350	850	6
1.8TD (57 kW)	89-		L	17-0027		Driveshaft		G.Box BE 1/3, Eng. XUA8B	25		24	86	72		80	70	590	5
	89-		R	17-0028		Driveshaft		G.Box BE 1/3, Eng. XUA8B	25		24	86	72		80	350	850	6
1.9, GTi (88-94 kW)	7/88-12/93			15-1177		Joint Kit	X	M/T, Mod. 10, 3A, C	25	23	55,3	90	46					2
	7/88-12/93			15-1182	48	Joint Kit	X	M/T, Mod. 10, 3A, C	25	34	55,3	88	46					2
	7/88-12/93			15-1206	90	Joint Kit	X	M/T, Mod. 10, 3A, C	25	23	55,3	88	46					2
309 II																		
1.9D (47 kW)	-93		L	17-0027		Driveshaft		G.Box BE 1/3, Eng. XUD9A	25		24	86	72		80	70	590	5
	-93		R	17-0028		Driveshaft		G.Box BE 1/3, Eng. XUD9A	25		24	86	72		80	350	850	6

Per ordinare i GIUNTI senza KIT, sostituire il primo numero dopo il precodice con 0 mantenendo invariate le ultime 3 cifre. (Es:15-1001 c/KIT=15-0001 senza KIT / 16-1001 c/KIT =16-0001 senza KIT)
By request we supply outer and inner CVJ without KIT (Eg.:15-1001 with KIT=15-0001 without KIT / 16-1001 with KIT =16-0001 without KIT)

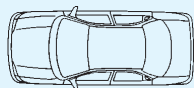


Legenda quote dimensionali vedi pagina I
 Legenda of dimensions see page I

		CHASSIS	L/R	METELLI ref.	ABS	DESCRIP-TION			INFO	A	B	C	D	E	F	H	I	L	Fig
PEUGEOT																			
405 I, Break																			
1.4 (52 kW)	87-92			15-1015		Joint Kit	X		G.Box MA	25	22	55,3	84	46					2
1.6 (53-55-65-69 kW)	7/87-12/92			15-1015		Joint Kit	X		M/T, G.Box BE 1, Mod. 15B, E	25	22	55,3	84	46					2
	5/87-92			15-1177		Joint Kit	X			25	23	55,3	90	46					2
	5/87-92			15-1175	29	Joint Kit	X			25	23	55,3	88	46					2
	5/87-92			15-1206	90	Joint Kit	X			25	23	55,3	88	46					2
	5/87-12/92		L	17-0058		Driveshaft			G.Box BE 1/3	25		24	84	76		80	70	620	5
	5/87-12/92		R	17-0059		Driveshaft			G.Box BE 1/3	25		24	84	76		80	350	870	6
1.8 (80-81 kW)	5/87-7/92		L	17-0058		Driveshaft			G.Box BE 1/3	25		24	84	76		80	70	620	5
	5/87-7/92		R	17-0059		Driveshaft			G.Box BE 1/3	25		24	84	76		80	350	870	6
1.8TD (66 kW)	3/88-12/92			15-1177		Joint Kit	X		M/T	25	23	55,3	90	46					2
	3/88-12/92			15-1175	29	Joint Kit	X		M/T	25	23	55,3	88	46					2
	3/88-12/92			15-1206	90	Joint Kit	X		M/T	25	23	55,3	88	46					2
1.9, i (70-77-80-88 kW)	7/87-12/92			15-1015		Joint Kit	X		A/T+M/T, G.Box BE 1, Mod. 15B, E	25	22	55,3	84	46					2
	5/87-12/92			15-1175	29	Joint Kit	X		M/T, Eng. XU9	25	23	55,3	88	46					2
	5/87-12/92			15-1206	90	Joint Kit	X		M/T, Eng. XU9	25	23	55,3	88	46					2
	5/87-07/92		L	17-0058		Driveshaft			A/T, G.Box BE 1/3	25		24	84	76		80	70	620	5
	5/87-07/92		R	17-0059		Driveshaft			A/T, G.Box BE 1/3	25		24	84	76		80	350	870	6
1.9D (47-51 kW)	7/87-12/92			15-1015		Joint Kit	X		M/T, Mod. 15B, E	25	22	55,3	84	46					2
	5/87-		L	17-0058		Driveshaft			G.Box BE 1/3	25		24	84	76		80	70	620	5
	5/87-		R	17-0059		Driveshaft			G.Box BE 1/3	25		24	84	76		80	350	870	6
1.9TD (53-68 kW)	87-7/92			15-1177		Joint Kit	X		M/T	25	23	55,3	90	46					2
	87-7/92			15-1175	29	Joint Kit	X		M/T	25	23	55,3	88	46					2
	87-7/92			15-1206	90	Joint Kit	X		M/T	25	23	55,3	88	46					2

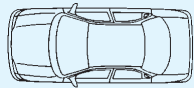
Per ordinare i GIUNTI senza KIT, sostituire il primo numero dopo il precodice con 0 mantenendo invariate le ultime 3 cifre. (Es:15-1001 c/KIT=15-0001 senza KIT / 16-1001 c/KIT =16-0001 senza KIT)
 By request we supply outer and inner CVJ without KIT (Eg.:15-1001 with KIT=15-0001 without KIT / 16-1001 with KIT =16-0001 without KIT)

Legenda quote dimensionali vedi pagina I
Legenda of dimensions see page I



		CHASSIS	L/R	METELLI ref.	ABS	DESCRIP- TION	INFO	A	B	C	D	E	F	H	I	L	Fig
PEUGEOT																	
405 II, Break 1.4 (55 kW)	8/92-10/96			15-1259		Joint Kit	X M/T, Mod. 4B	25	31	55,3	84	46					2
	1/93-		L	17-0066	29	Driveshaft	G.Box MA, Eng. TU3-2 / 3MC (Bosch)	25		22	84	72		80	65	620	3
	1/93-		R	17-0067	29	Driveshaft	G.Box MA, Eng. TU3-2 / 3MC (Bosch)	25		22	84	72		80	328	875	4
1.6 (65 kW)	8/92-10/96			15-1259		Joint Kit	X M/T, Mod. 4B, E	25	31	55,3	84	46					2
1.9 i Turbo (108 kW)	92-10/96			15-1142		Joint Kit	X M/T, Mod. 4B, E	25	34	55,3	90	46					2
1.9 SRi (95 kW)	8/92-10/96			15-1259		Joint Kit	X M/T, Mod. 4BD, ED	25	31	55,3	84	46					2
	8/92-10/96			15-1216	29	Joint Kit	X M/T, Mod. 4B, E	25	34	55,3	88	46					2
	8/92-10/96			15-1139	90	Joint Kit	X M/T, Mod. 4B, E	25	34	55,3	90	46					2
	92-		L	17-0164		Driveshaft	G.Box BE 1/5-3/5	25		24	90	76		80	62	610	5
	92-		R	17-0165		Driveshaft	G.Box BE 1/5-3/5	25		24	90	76		80	355	880	6
	92-		L	17-0166	29	Driveshaft	G.Box BE 1/5-3/5	25		24	90	76		80	62	610	5
	92-		R	17-0167	29	Driveshaft	G.Box BE 1/5-3/5	25		24	90	76		80	355	880	6
1.9D (47 kW)	8/92-10/96			15-1259		Joint Kit	X M/T, Mod. 4B	25	31	55,3	84	46					2
1.9TD (66 kW)	92-10/96			15-1142		Joint Kit	X M/T, Mod. 4B, E	25	34	55,3	90	46					2
	8/92-10/96			15-1216	29	Joint Kit	X M/T, Mod. 4B	25	34	55,3	88	46					2
	8/92-10/96			15-1139	90	Joint Kit	X M/T, Mod. 4B	25	34	55,3	90	46					2
	92-		L	17-0164		Driveshaft	G.Box BE 1/5-3/5	25		24	90	76		80	62	610	5
	92-		R	17-0165		Driveshaft	G.Box BE 1/5-3/5	25		24	90	76		80	355	880	6
	92-		L	17-0166	29	Driveshaft	G.Box BE 1/5-3/5	25		24	90	76		80	62	610	5
	92-		R	17-0167	29	Driveshaft	G.Box BE 1/5-3/5	25		24	90	76		80	355	880	6
2.0 (89 kW)	92-10/96			15-1142		Joint Kit	X M/T, Mod. 4B, E	25	34	55,3	90	46					2
	8/92-10/96			15-1216	29	Joint Kit	X M/T, Mod. 4B	25	34	55,3	88	46					2
	8/92-10/96			15-1139	90	Joint Kit	X M/T, Mod. 4B	25	34	55,3	90	46					2
	92-		L	17-0164		Driveshaft	G.Box BE 1/5-3/5	25		24	90	76		80	62	610	5
	92-		R	17-0165		Driveshaft	G.Box BE 1/5-3/5	25		24	90	76		80	355	880	6

Per ordinare i GIUNTI senza KIT, sostituire il primo numero dopo il precodice con 0 mantenendo invariate le ultime 3 cifre. (Es:15-1001 c/KIT=15-0001 senza KIT / 16-1001 c/KIT =16-0001 senza KIT)
By request we supply outer and inner CVJ without KIT (Eg.:15-1001 with KIT=15-0001 without KIT / 16-1001 with KIT =16-0001 without KIT)

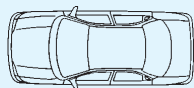


Legenda quote dimensionali vedi pagina I
 Legenda of dimensions see page I

		CHASSIS	L/R	METELLI ref.	ABS	DESCRIPTION			INFO	A	B	C	D	E	F	H	I	L	Fig
PEUGEOT																			
405 II, Break 2.0 (89 kW)	92-		L	17-0166	29	Driveshaft			G.Box BE 1/5-3/5	25		24	90	76		80	62	610	5
	92-		R	17-0167	29	Driveshaft			G.Box BE 1/5-3/5	25		24	90	76		80	355	880	6
2.0 16v, MI 16v (110-112 kW)	8/92-10/96			15-1216	29	Joint Kit	X		M/T, Mod. 4B	25	34	55,3	88	46					2
	8/92-10/96			15-1139	90	Joint Kit	X		M/T, Mod. 4B	25	34	55,3	90	46					2
	92-		L	17-0164		Driveshaft			G.Box BE 1/5-3/5	25		24	90	76		80	62	610	5
	92-		R	17-0165		Driveshaft			G.Box BE 1/5-3/5	25		24	90	76		80	355	880	6
	92-		L	17-0166	29	Driveshaft			G.Box BE 1/5-3/5	25		24	90	76		80	62	610	5
	92-		R	17-0167	29	Driveshaft			G.Box BE 1/5-3/5	25		24	90	76		80	355	880	6
406 (8), Break 1.6 (65 kW)	11/95-			15-1292	29	Joint Kit	X			25	34	59	100	46					2
	95-		L	17-0283		Driveshaft			G.Box BE 3	25		24	90	76		80	70	630	5
	95-		R	17-0284		Driveshaft			G.Box BE 3	25		24	90	76		80	350	910	6
	95-		L	17-0285	29	Driveshaft			G.Box BE 3	25		24	90	76		80	70	630	5
	95-		R	17-0286	29	Driveshaft			G.Box BE 3	25		24	90	76		80	350	910	6
1.8 (66 kW)	95-		L	17-0283		Driveshaft			G.Box BE 3	25		24	90	76		80	70	630	5
	95-		R	17-0284		Driveshaft			G.Box BE 3	25		24	90	76		80	350	910	6
	95-		L	17-0285	29	Driveshaft			G.Box BE 3	25		24	90	76		80	70	630	5
	95-		R	17-0286	29	Driveshaft			G.Box BE 3	25		24	90	76		80	350	910	6
1.8 16v (81 kW)	11/95-			15-1292	29	Joint Kit	X			25	34	59	100	46					2
1.9D (55 kW)	1/96-			15-1292	29	Joint Kit	X			25	34	59	100	46					2
	95-		L	17-0283		Driveshaft			G.Box BE 3	25		24	90	76		80	70	630	5
	95-		R	17-0284		Driveshaft			G.Box BE 3	25		24	90	76		80	350	910	6
	95-		L	17-0285	29	Driveshaft			G.Box BE 3	25		24	90	76		80	70	630	5
	95-		R	17-0286	29	Driveshaft			G.Box BE 3	25		24	90	76		80	350	910	6

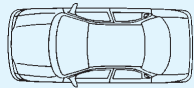
Per ordinare i GIUNTI senza KIT, sostituire il primo numero dopo il precodice con 0 mantenendo invariate le ultime 3 cifre. (Es.:15-1001 c/KIT=15-0001 senza KIT / 16-1001 c/KIT =16-0001 senza KIT)
 By request we supply outer and inner CVJ without KIT (Eg.:15-1001 with KIT=15-0001 without KIT / 16-1001 with KIT =16-0001 without KIT)

Legenda quote dimensionali vedi pagina I
 Legenda of dimensions see page I



		CHASSIS	L/R	METELLI ref.	ABS	DESCRIP- TION		INFO	A	B	C	D	E	F	H	I	L	Fig
PEUGEOT 406 (8), Break 1.9TD (66-68 kW)	1/96-			15-1282	29	Joint Kit	X		25	34	55,7	99,8	46					2
	95-		L	17-0287		Driveshaft		G.Box BE 3	25		24	90	76		80	62	630	5
	95-		R	17-0284		Driveshaft		G.Box BE 3	25		24	90	76		80	350	910	6
	95-		L	17-0288	29	Driveshaft		G.Box BE 3	25		24	90	76		80	62	630	5
	95-		R	17-0286	29	Driveshaft		G.Box BE 3	25		24	90	76		80	350	910	6
2.0, 16v (97-99 kW)	11/95-			15-1282	29	Joint Kit	X		25	34	55,7	99,8	46					2
	95-		L	17-0287		Driveshaft		G.Box BE 3	25		24	90	76		80	62	630	5
	95-		R	17-0284		Driveshaft		G.Box BE 3	25		24	90	76		80	350	910	6
	95-		L	17-0288	29	Driveshaft		G.Box BE 3	25		24	90	76		80	62	630	5
	95-		R	17-0286	29	Driveshaft		G.Box BE 3	25		24	90	76		80	350	910	6
2.0 Turbo (108 kW)	10/96-			15-1282	29	Joint Kit	X		25	34	55,7	99,8	46					2
	95-		L	17-0289		Driveshaft		G.Box ML	25		37	100	89		90	68	620	3
	95-		R	17-0290		Driveshaft		G.Box ML	25		37	100	89		90	362	925	6
	95-		L	17-0291	29	Driveshaft		G.Box ML	25		37	100	89		90	68	620	3
	95-		R	17-0292	29	Driveshaft		G.Box ML	25		37	100	89		90	362	925	6
2.1TD 12v (80 kW)	10/96-			15-1282	29	Joint Kit	X		25	34	55,7	99,8	46					2
	95-		L	17-0289		Driveshaft		G.Box ML	25		37	100	89		90	68	620	3
	95-		R	17-0290		Driveshaft		G.Box ML	25		37	100	89		90	362	925	6
	95-		L	17-0291	29	Driveshaft		G.Box ML	25		37	100	89		90	68	620	3
	95-		R	17-0292	29	Driveshaft		G.Box ML	25		37	100	89		90	362	925	6
505 All models			1965001-		17-0102		Driveshaft		27		27	80	80		91	72	800	13

Per ordinare i GIUNTI senza KIT, sostituire il primo numero dopo il precodice con 0 mantenendo invariate le ultime 3 cifre. (Es.:15-1001 c/KIT=15-0001 senza KIT / 16-1001 c/KIT =16-0001 senza KIT)
 By request we supply outer and inner CVJ without KIT (Eg.:15-1001 with KIT=15-0001 without KIT / 16-1001 with KIT =16-0001 without KIT)

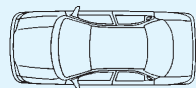


Legenda quote dimensionali vedi pagina I
 Legenda of dimensions see page I

		CHASSIS	L/R	METELLI ref.	ABS	DESCRIP-TION			INFO	A	B	C	D	E	F	H	I	L	Fig
PEUGEOT 605 (6B) 2.0, 16v (89-97 kW)				15-1263	29	Joint Kit	X			28	23	57,5	99,8	53					2
				15-1179	48	Joint Kit	X	M/T, G.Box 4HP18		28	23	58,5	90	53					2
			L	17-0175		Driveshaft				28		24	90	76		89	62	660	3
			R	17-0174		Driveshaft				28		24	90	76		89	355	945	4
2.1D (60 kW)				15-1179	48	Joint Kit	X	M/T, G.Box 4HP18		28	23	58,5	90	53					2
			L	17-0175		Driveshaft				28		24	90	76		89	62	660	3
			R	17-0174		Driveshaft				28		24	90	76		89	355	945	4
2.1TD 12v, SW (80 kW)				15-1264	29	Joint Kit	X			28	27	59	99,8	53					2
				15-1180	48	Joint Kit	X			28	27	59,1	100	53					2
			L	17-0177	29	Driveshaft		ABS: Bosch		28		37	100	100		89	68	660	3
			R	17-0176	29	Driveshaft		ABS: Bosch		28		37	100	100		89	365	945	4
3.0 (123 kW)				15-1264	29	Joint Kit	X	G.Box M5T		28	27	59	99,8	53					2
				15-1180	48	Joint Kit	X	G.Box M5T		28	27	59,1	100	53					2
3.0 V6 24v (147 kW)				15-1264	29	Joint Kit	X			28	27	59	99,8	53					2
				15-1180	48	Joint Kit	X			28	27	59,1	100	53					2
			L	17-0177	29	Driveshaft		ABS: Bosch		28		37	100	100		89	68	660	3
			R	17-0176	29	Driveshaft		ABS: Bosch		28		37	100	100		89	365	945	4
806 1.8 (73 kW)			L	17-0138		Driveshaft		G.Box BE 3/5		27		24	90	81		80	62	645	3
			R	17-0139		Driveshaft		G.Box BE 3/5		27		24	90	81		80	350	930	4
			L	17-0140	48	Driveshaft		G.Box BE 3/5		27		24	90	81		80	62	645	3
			R	17-0141	48	Driveshaft		G.Box BE 3/5		27		24	90	81		80	350	930	4
1.9TD SX (66-68 kW)				15-1224	48	Joint Kit	X			27	39	59	100,45	49,5					2
			L	17-0142		Driveshaft		G.Box ME5K		27		37	100	89		82	68	640	3
			R	17-0143		Driveshaft		G.Box ME5K		27		37	100	89		82	370	940	4

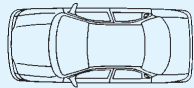
Per ordinare i GIUNTI senza KIT, sostituire il primo numero dopo il precodice con 0 mantenendo invariate le ultime 3 cifre. (Es:15-1001 c/KIT=15-0001 senza KIT / 16-1001 c/KIT =16-0001 senza KIT)
 By request we supply outer and inner CVJ without KIT (Eg.:15-1001 with KIT=15-0001 without KIT / 16-1001 with KIT =16-0001 without KIT)

Legenda quote dimensionali vedi pagina I
Legenda of dimensions see page I



		CHASSIS	L/R	METELLI ref.	ABS	DESCRIP- TION		INFO	A	B	C	D	E	F	H	I	L	Fig
PEUGEOT																		
806																		
1.9TD SX (66-68 kW)	9/94-		L	17-0144	48	Driveshaft		G.Box ME5K	27		37	100	89		82	68	640	3
	9/94-		R	17-0145	48	Driveshaft		G.Box ME5K	27		37	100	89		82	370	940	4
2.0 SX (89 kW)	9/94-			15-1222	48	Joint Kit	X		27	34	58,6	99	49					2
	94-		L	17-0138		Driveshaft		G.Box BE 3/5	27		24	90	81		80	62	645	3
	94-		R	17-0139		Driveshaft		G.Box BE 3/5	27		24	90	81		80	350	930	4
	94-		L	17-0140	48	Driveshaft		G.Box BE 3/5	27		24	90	81		80	62	645	3
	94-		R	17-0141	48	Driveshaft		G.Box BE 3/5	27		24	90	81		80	350	930	4
2.0 Turbo SX, VSX (108 kW)	94-			15-1224	48	Joint Kit	X		27	39	59	100,45	49,5					2
	9/94-		L	17-0142		Driveshaft		G.Box ME5K	27		37	100	89		82	68	640	3
	9/94-		R	17-0143		Driveshaft		G.Box ME5K	27		37	100	89		82	370	940	4
	9/94-		L	17-0144	48	Driveshaft		G.Box ME5K	27		37	100	89		82	68	640	3
	9/94-		R	17-0145	48	Driveshaft		G.Box ME5K	27		37	100	89		82	370	940	4
2.1TD SX, VSX (80 kW)	94-			15-1224	48	Joint Kit	X		27	39	59	100,45	49,5					2
	9/94-		L	17-0142		Driveshaft		G.Box ME5K	27		37	100	89		82	68	640	3
	9/94-		R	17-0143		Driveshaft		G.Box ME5K	27		37	100	89		82	370	940	4
	9/94-		L	17-0144	48	Driveshaft		G.Box ME5K	27		37	100	89		82	68	640	3
	9/94-		R	17-0145	48	Driveshaft		G.Box ME5K	27		37	100	89		82	370	940	4
PEUGEOT V. COMMERCIALI/ LCV																		
Boxer (230)																		
10 Q	1/94-02			15-1120	54	Joint Kit	X		28	39	62,9	100,4	60					2
	1/94-02		L	17-0084		Driveshaft		G.Box ME5T, (Exc. 2.5TD)	28			98	89		114		765	3
	1/94-02		L	17-0086		Driveshaft		G.Box MG5T, 2.5 TD	28		41	98	89		114	70	750	3
	1/94-02		R	17-0085		Driveshaft		G.Box ME5T, (Exc. 2.5TD)	28		37	98	89		114	370	1065	6
	1/94-02		R	17-0087		Driveshaft		G.Box MG5T, 2.5 TD	28		41	98	89		114	392	1090	6

Per ordinare i GIUNTI senza KIT, sostituire il primo numero dopo il precodice con 0 mantenendo invariate le ultime 3 cifre. (Es:15-1001 c/KIT=15-0001 senza KIT / 16-1001 c/KIT =16-0001 senza KIT)
By request we supply outer and inner CVJ without KIT (Eg.:15-1001 with KIT=15-0001 without KIT / 16-1001 with KIT =16-0001 without KIT)

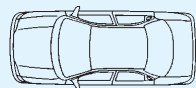


Legenda quote dimensionali vedi pagina I
 Legenda of dimensions see page I

		CHASSIS	L/R	METELLI ref.	ABS	DESCRIP-TION			INFO	A	B	C	D	E	F	H	I	L	Fig
PEUGEOT v. COMMERCIALI/ LCV																			
Boxer (230)																			
14 Q																			
	1/94-02			15-1120	54	Joint Kit	X			28	39	62,9	100,4	60					2
	1/94-02		L	17-0084		Driveshaft			G.Box ME5T, (Exc. 2.5TD)	28			98	89		114		765	3
	1/94-02		L	17-0086		Driveshaft			G.Box MG5T, 2.5 TD	28		41	98	89		114	70	750	3
	1/94-02		R	17-0085		Driveshaft			G.Box ME5T, (Exc. 2.5TD)	28		37	98	89		114	370	1065	6
	1/94-02		R	17-0087		Driveshaft			G.Box MG5T, 2.5 TD	28		41	98	89		114	392	1090	6
18 Q																			
	1/94-02	-5235557		15-1132	54	Joint Kit	X			35	45	70	115,3	63					2
	1/94-02	5235558-		15-1236	54	Joint Kit	X			35	45	70	122	63					2
	1/94-02		L	17-0158		Driveshaft			G.Box MG5T Q	35		41	115	104		117	70	800	3
	1/94-02		R	17-0159		Driveshaft			G.Box MG5T Q	35		41	115	104		117	392	1120	6
	1/94-02		L	17-0160	54	Driveshaft			G.Box MG5T	35		41	115	104		117	70	800	3
	1/94-02		R	17-0161	54	Driveshaft			G.Box MG5T	35		41	115	104		117	392	1120	6
Expert																			
1.6 (58 kW)																			
	96-			15-1222	48	Joint Kit	X			27	34	58,6	99	49					2
	10/95-		L	17-0138		Driveshaft			G.Box BE 3	27		24	90	81		80	62	645	3
	10/95-		R	17-0139		Driveshaft			G.Box BE 3	27		24	90	81		80	350	930	4
	10/95-		L	17-0140	48	Driveshaft			G.Box BE 3	27		24	90	81		80	62	645	3
	10/95-		R	17-0141	48	Driveshaft			G.Box BE 3	27		24	90	81		80	350	930	4
1.9D (51 kW)																			
	96-			15-1222	48	Joint Kit	X			27	34	58,6	99	49					2
	10/95-		L	17-0138		Driveshaft			G.Box BE 3	27		24	90	81		80	62	645	3
	10/95-		R	17-0139		Driveshaft			G.Box BE 3	27		24	90	81		80	350	930	4
	10/95-		L	17-0140	48	Driveshaft			G.Box BE 3	27		24	90	81		80	62	645	3
	10/95-		R	17-0141	48	Driveshaft			G.Box BE 3	27		24	90	81		80	350	930	4
1.9TD (66-68 kW)																			
	96-			15-1224	48	Joint Kit	X			27	39	59	100,45	49,5					2
	9/94-		L	17-0142		Driveshaft			G.Box ME5K	27		37	100	89		82	68	640	3
	9/94-		R	17-0143		Driveshaft			G.Box ME5K	27		37	100	89		82	370	940	4

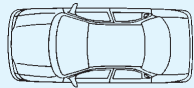
Per ordinare i GIUNTI senza KIT, sostituire il primo numero dopo il precodice con 0 mantenendo invariate le ultime 3 cifre. (Es:15-1001 c/KIT=15-0001 senza KIT / 16-1001 c/KIT =16-0001 senza KIT)
 By request we supply outer and inner CVJ without KIT (Eg.:15-1001 with KIT=15-0001 without KIT / 16-1001 with KIT =16-0001 without KIT)

Legenda quote dimensionali vedi pagina I
Legenda of dimensions see page I



		CHASSIS	L/R	METELLI ref.	ABS	DESCRIP- TION		INFO	A	B	C	D	E	F	H	I	L	Fig
PEUGEOT V. COMMERCIALI/ LCV																		
Expert 1.9TD (66-68 kW)	9/94-		L	17-0144	48	Driveshaft		G.Box ME5K	27		37	100	89		82	68	640	3
	9/94-		R	17-0145	48	Driveshaft		G.Box ME5K	27		37	100	89		82	370	940	4
J5 1.9D	-87 / 87-		L	17-0082		Driveshaft		Eng. XUD9A	28		25	98	106		114	72	700	5
	-87 / 87-		R	17-0083		Driveshaft		Eng. XUD9A	28		25	98	106		114	72	1070	5
All models	83-94			15-1020		Joint Kit	X	(280, 290) (Exc. 1.9D)	28	27	62,9	100	60					2
	-87 / 87-		L	17-0082		Driveshaft		(Exc. 1.9D) Eng. XUD9A	28		25	98	106		114	72	700	5
	-87 / 87-		R	17-0129		Driveshaft		(Exc. 1.9D) Eng. XUD9A	28		25	98	106		114	388	1070	6
J9	11/82			17-0099		Driveshaft			30	30		98					710	8
Partner / Ranch 1.1 (44 kW)	7/96-		L	17-0132		Driveshaft		G.Box MA	25		22	84	75		80	58	590	5
	7/96-		R	17-0133		Driveshaft		G.Box MA	25		22	84	75		80	333	860	6
	7/96-		L	17-0134	29	Driveshaft		G.Box MA	25		22	84	75		80	58	590	5
	7/96-		R	17-0135	29	Driveshaft		G.Box MA	25		22	84	75		80	333	860	6
1.4 (55 kW)	7/96-		L	17-0132		Driveshaft		G.Box MA	25		22	84	75		80	58	590	5
	7/96-		R	17-0133		Driveshaft		G.Box MA	25		22	84	75		80	333	860	6
	7/96-		L	17-0134	29	Driveshaft		G.Box MA	25		22	84	75		80	58	590	5
	7/96-		R	17-0135	29	Driveshaft		G.Box MA	25		22	84	75		80	333	860	6
1.8 (66 kW)	7/97-			15-1302	29	Joint Kit	X	G.Box BE 3	25	34	59	90	46					2
	7/96-		L	17-0078		Driveshaft		G.Box BE 3	25		24	90	81		80	70	610	5
	7/96-		R	17-0079		Driveshaft		G.Box BE 3	25		24	90	81		80	350	865	6
	7/96-		L	17-0136	29	Driveshaft		G.Box BE 3	25		24	90	81		80	70	610	5

Per ordinare i GIUNTI senza KIT, sostituire il primo numero dopo il precodice con 0 mantenendo invariate le ultime 3 cifre. (Es:15-1001 c/KIT=15-0001 senza KIT / 16-1001 c/KIT =16-0001 senza KIT)
By request we supply outer and inner CVJ without KIT (Eg.:15-1001 with KIT=15-0001 without KIT / 16-1001 with KIT =16-0001 without KIT)

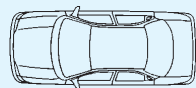


Legenda quote dimensionali vedi pagina I
 Legenda of dimensions see page I

		CHASSIS	L/R	METELLI ref.	ABS	DESCRIPTION			INFO	A	B	C	D	E	F	H	I	L	Fig
PEUGEOT V. COMMERCIALI/ LCV																			
Partner / Ranch																			
1.8 (66 kW)	7/96-		R	17-0137	29	Driveshaft			G.Box BE 3	25		24	90	81		80	350	865	6
1.8D (51 kW)	7/96-		L	17-0078		Driveshaft			G.Box BE 3	25		24	90	81		80	70	610	5
	7/96-		R	17-0079		Driveshaft			G.Box BE 3	25		24	90	81		80	350	865	6
	7/96-		L	17-0136	29	Driveshaft			G.Box BE 3	25		24	90	81		80	70	610	5
	7/96-		R	17-0137	29	Driveshaft			G.Box BE 3	25		24	90	81		80	350	865	6
1.9D (50 kW)	7/97-			15-1302	29	Joint Kit	X		G.Box BE 3	25	34	59	90	46					2
	7/96-		L	17-0078		Driveshaft			G.Box BE 3	25		24	90	81		80	70	610	5
	7/96-		R	17-0079		Driveshaft			G.Box BE 3	25		24	90	81		80	350	865	6
	7/96-		L	17-0136	29	Driveshaft			G.Box BE 3	25		24	90	81		80	70	610	5
	7/96-		R	17-0137	29	Driveshaft			G.Box BE 3	25		24	90	81		80	350	865	6
PONTIAC (GM)																			
6000 A																			
3-4Sp.	84-88			15-1235		Joint Kit	X		A/T, w/HDB	27	32	61,5	93	65					3
Bonneville H																			
All models	87-91			15-1235		Joint Kit	X		w/HDB	27	32	61,5	93	65					3
Firefly																			
75AC, LAC	85-88			15-1068		Joint Kit	X		Canada	23	19	44	72	65					1
Lemans T																			
1.6	1/88-12/88			15-1007		Joint Kit	X			22	22	52	81	57					3
	89-93			15-1234		Joint Kit	X			22	29	52	84	58					3

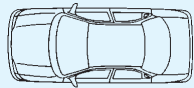
Per ordinare i GIUNTI senza KIT, sostituire il primo numero dopo il precodice con 0 mantenendo invariate le ultime 3 cifre. (Es:15-1001 c/KIT=15-0001 senza KIT / 16-1001 c/KIT =16-0001 senza KIT)
 By request we supply outer and inner CVJ without KIT (Eg.:15-1001 with KIT=15-0001 without KIT / 16-1001 with KIT =16-0001 without KIT)

Legenda quote dimensionali vedi pagina I
 Legenda of dimensions see page I



		CHASSIS	L/R	METELLI ref.	ABS	DESCRIP- TION		INFO	A	B	C	D	E	F	H	I	L	Fig
PONTIAC (GM)																		
Optima L 1.6	1/88-12/88			15-1007		Joint Kit	X	Canada	22	22	52	81	57					3
Trasport U All models	90-91			15-1235		Joint Kit	X		27	32	61,5	93	65					3
PROTON																		
Iswara 1.3, 1.5	87-90			15-1026		Joint Kit	X		25	22	50	82	63					1
Persona 440 415, 416 (66-83 kW)	1/94-			15-1215		Joint Kit	X		25	30	54	82	63					1
Predana All models	1/92-			15-1332		Joint Kit	X		25	24	54	85,7	60,9					1
	1/92-			15-1331	43	Joint Kit	X		25	24	54	85,7	60,9					1
Saga 1.2, 1.5	83-87			15-1026		Joint Kit	X		25	22	50	82	63					1
	87-90			15-1047		Joint Kit	X		25	22	50	82	63					2
Wira 1.6, 1.8	94-			15-1215		Joint Kit	X		25	30	54	82	63					1
	94-			15-1322	43	Joint Kit	X		25	30	54	82	60,9					1

Per ordinare i GIUNTI senza KIT, sostituire il primo numero dopo il precodice con 0 mantenendo invariate le ultime 3 cifre. (Es:15-1001 c/KIT=15-0001 senza KIT / 16-1001 c/KIT =16-0001 senza KIT)
 By request we supply outer and inner CVJ without KIT (Eg.:15-1001 with KIT=15-0001 without KIT / 16-1001 with KIT =16-0001 without KIT)

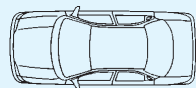




Legenda quote dimensionali vedi pagina I
 Legenda of dimensions see page I

		CHASSIS	L/R	METELLI ref.	ABS	DESCRIPTION			INFO	A	B	C	D	E	F	H	I	L	Fig
RENAULT																			
R4																			
All models	-7/84			17-0040		Driveshaft				23		22	76	100		90	48	680	3
	10/62-8/73			17-0105		Driveshaft				23	20		76	100		90	28	630	8
Mod. R1123	-7/84	1357386-		17-0040		Driveshaft				23		22	76	100		90	48	680	3
Mod. R1126	-7/84	196832-		17-0040		Driveshaft				23		22	76	100		90	48	680	3
Mod. R2106	-7/84	133611-		17-0040		Driveshaft				23		22	76	100		90	48	680	3
Mod. R2109	-7/84	93764-		17-0040		Driveshaft				23		22	76	100		90	48	680	3
R5																			
1.0 (32 kW)	9/73-7/84			17-0040		Driveshaft				23		22	76	100		90	48	680	3
1.1 (33 kW)	9/73-7/84			17-0040		Driveshaft				23		22	76	100		90	48	680	3
1.3 (31-33-47 kW)	4/74-7/84			17-0040		Driveshaft				23		22	76	100		90	48	680	3
1.4 (40-47 kW)	8/81-7-84			17-0040		Driveshaft				23		22	76	100		90	48	680	3
750 (25 kW)	9/73-7/84			17-0040		Driveshaft				23		22	76	100		90	48	680	3
800 (27 kW)	9/73-7/84			17-0040		Driveshaft				23		22	76	100		90	48	680	3
R6																			
1.1 (34 kW)	9/73-7/84	2042-		17-0040		Driveshaft		Mod. 1181		23		22	76	100		90	48	680	3
800 Mod. 1180 (25 kW)	9/73-7/84	439663-		17-0040		Driveshaft				23		22	76	100		90	48	680	3
All models	9/73-7/84			17-0040		Driveshaft				23		22	76	100		90	48	680	3
	10/62-8/73			17-0105		Driveshaft				23	20		76	100		90	28	630	8
R9																			
1.1 (34 kW)	9/81-90		L	17-0041		Driveshaft		G.Box JB 0/1		21			86		30	80		630	7
	9/81-90		R	17-0042		Driveshaft		G.Box JB 0/1		21	23		86	100		80	28	730	8
1.2 (40 kW)	9/81-90		L	17-0043		Driveshaft		G.Box JB 4/5		21			86		30	80		645	7
	9/81-90		R	17-0044		Driveshaft		G.Box JB 4/5		21	23		86	100		80	28	715	8

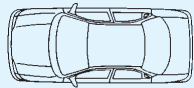
Per ordinare i GIUNTI senza KIT, sostituire il primo numero dopo il precodice con 0 mantenendo invariate le ultime 3 cifre. (Es:15-1001 c/KIT=15-0001 senza KIT / 16-1001 c/KIT =16-0001 senza KIT)
 By request we supply outer and inner CVJ without KIT (Eg.:15-1001 with KIT=15-0001 without KIT / 16-1001 with KIT =16-0001 without KIT)

Legenda quote dimensionali vedi pagina I
Legenda of dimensions see page I



		CHASSIS	L/R	METELLI ref.	ABS	DESCRIP- TION 	INFO	A	B	C	D	E	F	H	I	L	Fig	
RENAULT																		
R9																		
1.4 (44-49-53 kW)	90-			15-1353		Joint Kit	X	Argentina, Colombia	21	30	46	81	54				3	
	9/81-89		L	17-0041		Driveshaft		M/T, G.Box JB 0/1	21			86		30	80		630	7
	9/81-89		R	17-0042		Driveshaft		M/T, G.Box JB 0/1	21	23		86	100		80	28	730	8
1.4 Turbo (32-34 kW)	84-90		L	17-0041		Driveshaft		G.Box JB 3	21			86		30	80		630	7
	84-90		R	17-0045		Driveshaft		G.Box JB 3	21	23		86	100		80	28	715	8
1.6 GTD, TD, TDE (40 kW)	9/81-89		L	17-0041		Driveshaft		G.Box JB 0/1	21			86		30	80		630	7
	9/81-89		R	17-0042		Driveshaft		G.Box JB 0/1	21	23		86	100		80	28	730	8
1.7 GTX, TXE, L4 (54-65 kW)	84-90		L	17-0041		Driveshaft		G.Box JB 3	21			86		30	80		630	7
	84-90		R	17-0045		Driveshaft		G.Box JB 3	21	23		86	100		80	28	715	8
R11																		
1.1 TC, GTC, TCE (32-34 kW)	83-90		L	17-0041		Driveshaft		G.Box JB 0/1	21			86		30	80		630	7
	83-90		R	17-0042		Driveshaft		G.Box JB 0/1	21	23		86	100		80	28	730	8
1.2 (40 kW)	9/81-90		L	17-0043		Driveshaft		G.Box JB 4/5	21			86		30	80		645	7
	9/81-90		R	17-0044		Driveshaft		G.Box JB 4/5	21	23		86	100		80	28	715	8
1.4 GTL, TL (43 kW)	83-89		L	17-0041		Driveshaft		G.Box JB 0/1	21			86		30	80		630	7
	83-89		R	17-0042		Driveshaft		G.Box JB 0/1	21	23		86	100		80	28	730	8
1.4 Turbo (76-83 kW)	84-90		L	17-0041		Driveshaft		G.Box JB 3	21			86		30	80		630	7
	84-90		R	17-0045		Driveshaft		G.Box JB 3	21	23		86	100		80	28	715	8
1.6 GTD, TD (40 kW)	83-89		L	17-0041		Driveshaft		G.Box JB 0/1	21			86		30	80		630	7
	83-89		R	17-0042		Driveshaft		G.Box JB 0/1	21	23		86	100		80	28	730	8
1.7 GTX, TXE, B/C 37N (54-65 kW)	84-90		L	17-0041		Driveshaft		G.Box JB 3	21			86		30	80		630	7
	84-90		R	17-0045		Driveshaft		G.Box JB 3	21	23		86	100		80	28	715	8
R12																		
4Sp.	9/69-			17-0106		Driveshaft		Argentina	20	23		86	100		107	28	660	8

Per ordinare i GIUNTI senza KIT, sostituire il primo numero dopo il precodice con 0 mantenendo invariate le ultime 3 cifre. (Es:15-1001 c/KIT=15-0001 senza KIT / 16-1001 c/KIT =16-0001 senza KIT)
By request we supply outer and inner CVJ without KIT (Eg.:15-1001 with KIT=15-0001 without KIT / 16-1001 with KIT =16-0001 without KIT)

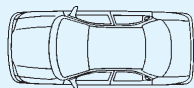


Legenda quote dimensionali vedi pagina I
 Legenda of dimensions see page I

		CHASSIS	L/R	METELLI ref.	ABS	DESCRIPTION			INFO	A	B	C	D	E	F	H	I	L	Fig
RENAULT																			
R12 5Sp.	9/69			17-0112		Driveshaft			Argentina	20	23		86	100		107	28	650	8
All models	9/69-			17-0106		Driveshaft				20	23		86	100		107	28	660	8
R15 All models	9/69			17-0106		Driveshaft				20	23		86	100		107	28	660	8
R17 All models	9/69			17-0106		Driveshaft				20	23		86	100		107	28	660	8
R18 1.4 (47 kW)	-7/82			17-0046		Driveshaft				20	23		86	100		107	28	670	8
	8/82-86			17-0047		Driveshaft				23	23		86	100		80	28	685	8
1.6 (53-58-70 kW)	-7/82			17-0046		Driveshaft				20	23		86	100		107	28	670	8
	8/82-86			17-0047		Driveshaft			A/T+M/T	23	23		86	100		80	28	685	8
1.6 Turbo (80-92 kW)	10/80-7/86			15-1082		Joint Kit	X		Mod. 1345	23	25	56,45	90	53,7					3
	10/80-7/86			17-0107		Driveshaft			M/T	23	23		90	100		80	28	685	8
1.8TD Gala	10/80-7/86			15-1082		Joint Kit	X			23	25	56,45	90	53,7					3
2.0 GTX (77 kW)	9/81-7/86			15-1082		Joint Kit	X		Mod. 1343	23	25	56,45	90	53,7					3
2.1D (50 kW)	8/82-86			17-0047		Driveshaft				23	23		86	100		80	28	685	8
R19 I 1.2 (40 kW)	6/88-		L	17-0048		Driveshaft			G.Box JB 4/5	21			76		30	80		650	7
	6/88-		R	17-0049		Driveshaft			G.Box JB 4/5	21	23		76	100		80	28	730	8
1.4 (43-59 kW)	6/88-		L	17-0048		Driveshaft			G.Box JB 4/5	21			76		30	80		650	7
	6/88-		R	17-0049		Driveshaft			G.Box JB 4/5	21	23		76	100		80	28	730	8

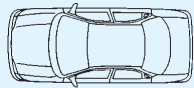
Per ordinare i GIUNTI senza KIT, sostituire il primo numero dopo il precodice con 0 mantenendo invariate le ultime 3 cifre. (Es:15-1001 c/KIT=15-0001 senza KIT / 16-1001 c/KIT =16-0001 senza KIT)
 By request we supply outer and inner CVJ without KIT (Eg.:15-1001 with KIT=15-0001 without KIT / 16-1001 with KIT =16-0001 without KIT)

Legenda quote dimensionali vedi pagina I
Legenda of dimensions see page I



		CHASSIS	L/R	METELLI ref.	ABS	DESCRIP- TION	INFO	A	B	C	D	E	F	H	I	L	Fig
RENAULT																	
R19 I																	
1.7 (54-66 kW)	6/88-92		L	17-0074		Driveshaft	M/T, G.Box JB 0/1/3	21			86		30	80		640	7
	6/88-92		R	17-0075		Driveshaft	M/T, G.Box JB 0/1/3	21	23		86	100		80	28	740	8
1.8 16v (99 kW)	6/89-92			15-1204		Joint Kit X	Mod. B, C, L53D	21	25	56,3	90	54					3
1.9D (48 kW)	6/88-92		L	17-0074		Driveshaft	M/T, G.Box JB 0/1/3	21			86		30	80		640	7
	6/88-92		R	17-0075		Driveshaft	M/T, G.Box JB 0/1/3	21	23		86	100		80	28	740	8
R19 II																	
1.4 (43-55-59 kW)	6/88-		L	17-0048		Driveshaft	G.Box JB 4/5	21			76		30	80		650	7
	6/88-		R	17-0049		Driveshaft	G.Box JB 4/5	21	23		76	100		80	28	730	8
1.8 (65-79-83 kW)	92-95			15-1204		Joint Kit X	Mod. B, C, D, L53Y/ B, C, L538	21	25	56,3	90	54					3
1.8 16S (99-101 kW)	92-95			15-1204		Joint Kit X		21	25	56,3	90	54					3
1.9TD (66-68 kW)	92-95			15-1204		Joint Kit X	Mod. B, C, L53T, K, Z Eng. F8Q744, 610, 768	21	25	56,3	90	54					3
R20																	
2.0 (76 kW)	10/80-83			15-1082		Joint Kit X	A/T+M/T, Mod. 1277	23	25	56,45	90	53,7					3
2.0 TS, TX (80 kW)	77-10/80			15-1102		Joint Kit X	Mod. 1272	23	25	56,45	90	79					3
2.1TD (63 kW)	1/82-12/83			15-1082		Joint Kit X		23	25	56,45	90	53,7					3
2.2 (85 kW)	80-83			15-1082		Joint Kit X	A/T+M/T, Mod. 1279	23	25	56,45	90	53,7					3
R21, Nevada																	
1.4 (51 kW)	88-10/93			15-1108		Joint Kit X		23	24	56,45	90	53,7					2
	86-		L	17-0054		Driveshaft	G.Box JB 0/1/3	21			86		30	80		650	7
	86-		R	17-0055		Driveshaft	G.Box JB 0/1/3	21	23		86	100		80	28	740	8
1.7 (54-69 kW)	9/89-6/94			15-1108		Joint Kit X		23	24	56,45	90	53,7					2
	86-		L	17-0054		Driveshaft	G.Box JB 0/1/3	21			86		30	80		650	7
	86-		R	17-0055		Driveshaft	G.Box JB 0/1/3	21	23		86	100		80	28	740	8

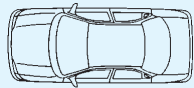
Per ordinare i GIUNTI senza KIT, sostituire il primo numero dopo il precodice con 0 mantenendo invariate le ultime 3 cifre. (Es:15-1001 c/KIT=15-0001 senza KIT / 16-1001 c/KIT =16-0001 senza KIT)
By request we supply outer and inner CVJ without KIT (Eg.:15-1001 with KIT=15-0001 without KIT / 16-1001 with KIT =16-0001 without KIT)



Legenda quote dimensionali vedi pagina I
 Legenda of dimensions see page I

		CHASSIS	L/R	METELLI ref.	ABS	DESCRIP-TION			INFO	A	B	C	D	E	F	H	I	L	Fig
RENAULT R21, Nevada 1.9D (47 kW)	9/89-10/93			15-1108		Joint Kit	X			23	24	56,45	90	53,7					2
	86-		L	17-0054		Driveshaft		G.Box JB 0/1/3		21			86		30	80		650	7
	86-		R	17-0055		Driveshaft		G.Box JB 0/1/3		21	23		86	100		80	28	740	8
2.0 (75-99 kW)	8/89-6/94			15-1108		Joint Kit	X			23	24	56,45	90	53,7					2
	8/89-6/94			17-0050		Driveshaft		A/T+M/T, G.Box NG 7/9, MJ 3		23	23		90	95		80	36	695	8
2.0 Turbo (129 kW)	87-3/90			15-1082		Joint Kit	X			23	25	56,45	90	53,7					3
2.1D (51-53 kW)	4/92-6/94			15-1108		Joint Kit	X			23	24	56,45	90	53,7					2
	86-			17-0050		Driveshaft		G.Box NG 7/9, MJ 3		23	23		90	95		80	36	695	8
2.1TD (65 kW)	9/89-6/94			15-1108		Joint Kit	X			23	24	56,45	90	53,7					2
	86-			17-0050		Driveshaft		G.Box NG 7/9, MJ 3		23	23		90	95		80	36	695	8
2.2 (79 kW)	8/89-6/94			15-1108		Joint Kit	X			23	24	56,45	90	53,7					2
	86-			17-0050		Driveshaft		G.Box NG 7/9, MJ 3		23	23		90	95		80	36	695	8
R25 2.0 (74 kW)	4/84-12/93			15-1082		Joint Kit	X	G.Box NG 3 / MJ 3		23	25	56,45	90	53,7					3
	11/83-			17-0035		Driveshaft		M/T, G.Box NG 3		23	23		90	95		80	36	730	8
2.0 (89 kW)	4/84-12/93			15-1082		Joint Kit	X	G.Box NG 3 / MJ 3		23	25	56,45	90	53,7					3
	11/83-			17-0035		Driveshaft		A/T, G.Box MJ 3		23	23		90	95		80	36	730	8
2.0 12v (99-103 kW)	6/89-12/93			15-1082		Joint Kit	X			23	25	56,45	90	53,7					3
2.1D (46 kW)	4/84-12/92			15-1082		Joint Kit	X			23	25	56,45	90	53,7					3
	11/83-			17-0035		Driveshaft		G.Box NG 3		23	23		90	95		80	36	730	8
2.1TD (63 kW)	4/84-12/92			15-1082		Joint Kit	X			23	25	56,45	90	53,7					3
	11/83-			17-0035		Driveshaft		G.Box NG 3		23	23		90	95		80	36	730	8
2.2 (79-89 kW)	11/85-12/89			15-1082		Joint Kit	X	G.Box NG 3 / MJ 3		23	25	56,45	90	53,7					3
	11/83-			17-0035		Driveshaft		A/T+M/T, G.Box NG 3 / MJ 3		23	23		90	95		80	36	730	8
2.4 V6 Turbo (133 kW)	10/84-5/90			15-1082		Joint Kit	X			23	25	56,45	90	53,7					3

Per ordinare i GIUNTI senza KIT, sostituire il primo numero dopo il precodice con 0 mantenendo invariate le ultime 3 cifre. (Es:15-1001 c/KIT=15-0001 senza KIT / 16-1001 c/KIT =16-0001 senza KIT)
 By request we supply outer and inner CVJ without KIT (Eg.:15-1001 with KIT=15-0001 without KIT / 16-1001 with KIT =16-0001 without KIT)

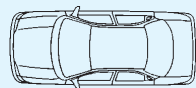


Legenda quote dimensionali vedi pagina I
 Legenda of dimensions see page I

		CHASSIS	L/R	METELLI ref.	ABS	DESCRIP-TION			INFO	A	B	C	D	E	F	H	I	L	Fig
RENAULT																			
Clio I																			
1.8 Rsi (79-80 kW)			L	17-0295	26	Driveshaft			G.Box JB 3	21			90		30	84		590	7
			R	17-0296	26	Driveshaft			G.Box JB 3	21	23		90	95		84	36	690	20
1.8 (66 kW)				15-1285	26	Joint Kit	X			21	25	56,3	90	54					3
			L	17-0033		Driveshaft			G.Box JB 1/3	21			86		30	80		610	7
			R	17-0034		Driveshaft			G.Box JB 1/3	21	23		86	100		80	28	710	8
1.8 16v (99 kW)				15-1204		Joint Kit	X		Mod. C57D, C575	21	25	56,3	90	54					3
			L	17-0293		Driveshaft			G.Box JB 3	21			90		30	84		590	7
			R	17-0294		Driveshaft			G.Box JB 3	21	23		90	95		84	36	690	20
			L	17-0295	26	Driveshaft			G.Box JB 3	21			90		30	84		590	7
			R	17-0296	26	Driveshaft			G.Box JB 3	21	23		90	95		84	36	690	20
1.9D (47 kW)				15-1285	26	Joint Kit	X			21	25	56,3	90	54					3
			L	17-0033		Driveshaft			G.Box JB 1/3	21			86		30	80		610	7
			R	17-0034		Driveshaft			G.Box JB 1/3	21	23		86	100		80	28	710	8
2.0 Williams (108 kW)				15-1204		Joint Kit	X		Mod. C57M	21	25	56,3	90	54					3
Clio II																			
1.2 (43-55 kW)			L	17-0395		Driveshaft			G.Box JB 1	21			86		30	85		626	7
			R	17-0396		Driveshaft			G.Box JB 1	21	23		86	79		85		718	20
			L	17-0397	26	Driveshaft			G.Box JB 1	21			86		30	85		626	7
			R	17-0398	26	Driveshaft			G.Box JB 1	21	23		86	79		85		718	20
1.4 (55 kW)			L	17-0395		Driveshaft			G.Box JB 1	21			86		30	85		626	7
			R	17-0396		Driveshaft			G.Box JB 1	21	23		86	79		85		718	20
			L	17-0397	26	Driveshaft			G.Box JB 1	21			86		30	85		626	7
			R	17-0398	26	Driveshaft			G.Box JB 1	21	23		86	79		85		718	20
1.4 16v (72 kW)			L	17-0399		Driveshaft			A/T	21		26	86	78		85	42	617	
			R	17-0400		Driveshaft			A/T	21		26	86	78		85	42	740	

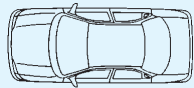
Per ordinare i GIUNTI senza KIT, sostituire il primo numero dopo il precodice con 0 mantenendo invariate le ultime 3 cifre. (Es:15-1001 c/KIT=15-0001 senza KIT / 16-1001 c/KIT =16-0001 senza KIT)
 By request we supply outer and inner CVJ without KIT (Eg.:15-1001 with KIT=15-0001 without KIT / 16-1001 with KIT =16-0001 without KIT)

Legenda quote dimensionali vedi pagina I
Legenda of dimensions see page I



		CHASSIS	L/R	METELLI ref.	ABS	DESCRIP- TION		INFO	A	B	C	D	E	F	H	I	L	Fig
RENAULT																		
Clio II																		
1.6 (66 kW)	9/98-		L	17-0395		Driveshaft		G.Box JB 1	21			86		30	85		626	7
	9/98-		R	17-0396		Driveshaft		G.Box JB 1	21	23		86	79		85		718	20
	9/98-		L	17-0397	26	Driveshaft		G.Box JB 1	21			86		30	85		626	7
	9/98-		R	17-0398	26	Driveshaft		G.Box JB 1	21	23		86	79		85		718	20
1.6 16v (79 kW)	9/98-		L	17-0395		Driveshaft		G.Box JB 1	21			86		30	85		626	7
	9/98-		R	17-0396		Driveshaft		G.Box JB 1	21	23		86	79		85		718	20
	9/98-		L	17-0397	26	Driveshaft		G.Box JB 1	21			86		30	85		626	7
	9/98-		R	17-0398	26	Driveshaft		G.Box JB 1	21	23		86	79		85		718	20
1.9D (47 kW)	4/98-		L	17-0401		Driveshaft			21			81		30	84		630	7
	4/98-		R	17-0402		Driveshaft			21	23		81	72		84		724	20
	4/98-		L	17-0403	26	Driveshaft			21			81		30	84		630	7
	4/98-		R	17-0404	26	Driveshaft			21	23		81	72		84		724	20
2.0 16v Sport (124 kW)	2/00-		L	17-0429	44	Driveshaft			23			95		30	86		639	7
	2/00-		R	17-0430	44	Driveshaft			23			95			86		734	8
Espace I																		
2.0 (80 kW)	7/84-90			15-1082		Joint Kit	X	Mod. J, S112	23	25	56,45	90	53,7					3
	6/84-12/87			17-0107		Driveshaft		G.Box NG3	23	23		90	100		80	28	685	8
	1/86-12/90			17-0108		Driveshaft		M/T, G.Box NG3	23	23		84	95		80	36	715	8
2.1TD (65 kW)	10/84-90			15-1082		Joint Kit	X	Mod. J, S115	23	25	56,45	90	53,7					3
	6/84-12/87			17-0107		Driveshaft		G.Box NG3	23	23		90	100		80	28	685	8
	1/88-12/90			17-0108		Driveshaft		M/T, G.Box NG3	23	23		84	95		80	36	715	8
Espace II																		
2.0 (76 kW)	1/91-10/96			15-1082		Joint Kit	X	Mod. J636	23	25	56,45	90	53,7					3
	3/91-12/96			17-0035		Driveshaft		G.Box NG3	23	23		90	95		80	36	730	8

Per ordinare i GIUNTI senza KIT, sostituire il primo numero dopo il precodice con 0 mantenendo invariate le ultime 3 cifre. (Es:15-1001 c/KIT=15-0001 senza KIT / 16-1001 c/KIT =16-0001 senza KIT)
By request we supply outer and inner CVJ without KIT (Eg.:15-1001 with KIT=15-0001 without KIT / 16-1001 with KIT =16-0001 without KIT)

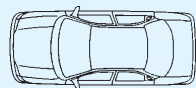


Legenda quote dimensionali vedi pagina I
 Legenda of dimensions see page I

		CHASSIS	L/R	METELLI ref.	ABS	DESCRIP-TION			INFO	A	B	C	D	E	F	H	I	L	Fig	
RENAULT																				
Espace II																				
2.1TD (65 kW)	1/91-10/96			15-1082		Joint Kit	X		Mod. J633, 634/ J, S635, 63D	23	25	56,45	90	53,7						3
	3/91-12/96			17-0035		Driveshaft			G.Box NG3	23	23		90	95		80	36	730	8	
2.2 (79 kW)	1/91-10/96			15-1082		Joint Kit	X		Mod. J, S63, G	23	25	56,45	90	53,7						3
	3/91-12/96			17-0035		Driveshaft			G.Box NG3	23	23		90	95		80	36	730	8	
2.8 V6 (110 kW)	1/91-10/96			15-1082		Joint Kit	X		Mod. J638	23	25	56,45	90	53,7						3
Espace III																				
2.0 (84 kW)	97-		L	17-0321		Driveshaft				27			90		30	90		732	7	
	97-		R	17-0322		Driveshaft				27	23		90	95		90	36	778	20	
	97-		L	17-0323	44	Driveshaft				27			90		30	90		732	7	
	97-		R	17-0324	44	Driveshaft				27	23		90	95		90	36	778	20	
2.2TD (83 kW)	97-		L	17-0325		Driveshaft				27			90		37	90		620	7	
	97-		R	17-0326		Driveshaft				27		39	90	82		90	422	980	6	
	97-		L	17-0313	44	Driveshaft				27			90		37	90		620	7	
	97-		R	17-0314	44	Driveshaft				27		39	90	82		90	422	980	6	
Express																				
1.1 (34 kW)	8/84-		L	17-0036		Driveshaft			G.Box JB 4/5	21			76		30	80		610	7	
	8/84-		L	17-0038		Driveshaft			G.Box JB 0/1, Mod. F401	21			76		30	80		600	7	
	8/84-		R	17-0037		Driveshaft			G.Box JB 4/5	21	23		76	100		80	28	685	8	
	8/84-		R	17-0039		Driveshaft			G.Box JB 0/1, Mod. F401	21	23		76	100		80	28	695	8	
1.2 (40 kW)	8/84-		L	17-0038		Driveshaft			G.Box JB 0/1, Mod. Phase II	21			76		30	80		600	7	
	8/84-		R	17-0039		Driveshaft			G.Box JB 0/1, Mod. Phase II	21	23		76	100		80	28	695	8	
1.4 GTL, TR, GTR (43-58 kW)	8/84		L	17-0113		Driveshaft			M/T, G.Box JB 0/1/3	21			86		30	80		600	7	
	8/84		R	17-0114		Driveshaft			M/T, G.Box JB 0/1/3	21	23		86	100		80	28	695	8	
1.6D (40 kW)	11/85-		L	17-0038		Driveshaft			G.Box JB 0/1	21			76		30	80		600	7	

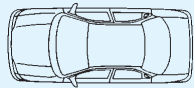
Per ordinare i GIUNTI senza KIT, sostituire il primo numero dopo il precodice con 0 mantenendo invariate le ultime 3 cifre. (Es:15-1001 c/KIT=15-0001 senza KIT / 16-1001 c/KIT =16-0001 senza KIT)
 By request we supply outer and inner CVJ without KIT (Eg.:15-1001 with KIT=15-0001 without KIT / 16-1001 with KIT =16-0001 without KIT)

Legenda quote dimensionali vedi pagina I
Legenda of dimensions see page I



		CHASSIS	L/R	METELLI ref.	ABS	DESCRIP- TION		INFO	A	B	C	D	E	F	H	I	L	Fig
RENAULT																		
Express																		
1.6D (40 kW)	11/85-		R	17-0039		Driveshaft		G.Box JB 0/1	21	23		76	100		80	28	695	8
1.9D (40-47 kW)	8/84		L	17-0113		Driveshaft		M/T, G.Box JB 0/1/3	21			86		30	80		600	7
	8/84		R	17-0114		Driveshaft		M/T, G.Box JB 0/1/3	21	23		86	100		80	28	695	8
Fuego																		
1.4 (47 kW)	8/80-			17-0047		Driveshaft			23	23		86	100		80	28	685	8
1.6 (71 kW)	8/80-			17-0047		Driveshaft			23	23		86	100		80	28	685	8
2.0 (81 kW)	8/80-			17-0107		Driveshaft			23	23		90	100		80	28	685	8
2.0 TX, GTX (81 kW)	10/80-10/85			15-1082		Joint Kit	X	M/T, Mod. 1363	23	25	56,45	90	53,7					3
2.1TD (65 kW)	8/80-			17-0107		Driveshaft			23	23		90	100		80	28	685	8
Kangoo, Van																		
1.2 (43 kW)	3/98-			15-1378	26	Joint Kit	X		21	30	52,2	84,9	51					2
	97-		L	17-0168		Driveshaft		G.Box JB 1/3	21			86		30	80		625	7
	97-		R	17-0169		Driveshaft		G.Box JB 1/3	21	23		86	85		80	32	725	8
	97-		L	17-0431	26	Driveshaft		G.Box JB 1/3	21			86,5		30	84	24	625	7
	97-		R	17-0432	26	Driveshaft		G.Box JB 1/3	21			86,5			84		724	8
1.4 (55 kW)	3/98-			15-1378	26	Joint Kit	X		21	30	52,2	84,9	51					2
	97-		L	17-0168		Driveshaft		G.Box JB 1/3	21			86		30	80		625	7
	97-		R	17-0169		Driveshaft		G.Box JB 1/3	21	23		86	85		80	32	725	8
	97-		L	17-0431	26	Driveshaft		G.Box JB 1/3	21			86,5		30	84	24	625	7
	97-		R	17-0432	26	Driveshaft		G.Box JB 1/3	21			86,5			84		724	8
1.9D (40-47 kW)	3/98-			15-1378	26	Joint Kit	X		21	30	52,2	84,9	51					2
	97-		L	17-0168		Driveshaft		G.Box JB 1	21			86		30	80		625	7
	97-		R	17-0169		Driveshaft		G.Box JB 1	21	23		86	85		80	32	725	8
	97-		L	17-0431	26	Driveshaft		G.Box JB 1	21			86,5		30	84	24	625	7

Per ordinare i GIUNTI senza KIT, sostituire il primo numero dopo il precodice con 0 mantenendo invariate le ultime 3 cifre. (Es.:15-1001 c/KIT=15-0001 senza KIT / 16-1001 c/KIT =16-0001 senza KIT)
By request we supply outer and inner CVJ without KIT (Eg.:15-1001 with KIT=15-0001 without KIT / 16-1001 with KIT =16-0001 without KIT)

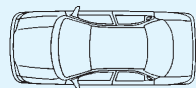


Legenda quote dimensionali vedi pagina I
 Legenda of dimensions see page I

		CHASSIS	L/R	METELLI ref.	ABS	DESCRIP-TION			INFO	A	B	C	D	E	F	H	I	L	Fig
RENAULT																			
Kangoo, Van 1.9D (40-47 kW)	97-		R	17-0432	26	Driveshaft			G.Box JB 1	21			86,5			84		724	8
Laguna I 3.0 V6 24v (140 kW)	11/93-			15-1317		Joint Kit	X			23	29	57,5	83,6	51,4					3
Laguna I, SW 1.8 (66-69 kW)	2/94-95			15-1316		Joint Kit	X		(Exc. SW)	23	25	56,3	90	51,4					3
	2/94-95			15-1336	30	Joint Kit	X		(Exc. SW)	23	25	56,3	90	51,4					3
	94-4/95		L	17-0297		Driveshaft			G.Box JB 3	23			90		30	80		700	7
	5/95-		L	17-0301		Driveshaft			G.Box JB 3	21			90		30	84		700	7
	94-4/95		R	17-0298		Driveshaft			G.Box JB 3	23	23		90	95		80	36	750	20
	5/95-		R	17-0302		Driveshaft			G.Box JB 3	21	23		90	95		84	36	750	20
	94-4/95		L	17-0299	44	Driveshaft			G.Box JB 3	23			90		30	80		700	7
	5/95-		L	17-0303	44	Driveshaft			G.Box JC 5	23			90		30	80		700	7
	94-4/95		R	17-0300	44	Driveshaft			G.Box JB 3	23	23		90	95		80	36	750	20
1.9dTi (72 kW)	7/98-		L	17-0413		Driveshaft				23			90		30	84		706	
	7/98-		R	17-0414		Driveshaft				23			90			84			
2.0 (83 kW)	2/94-95			15-1316		Joint Kit	X			23	25	56,3	90	51,4					3
	2/94-			15-1336	30	Joint Kit	X			23	25	56,3	90	51,4					3
	94-4/95		L	17-0297		Driveshaft			G.Box JB 3	23			90		30	80		700	7
	5/95-		L	17-0301		Driveshaft			G.Box JB 3	21			90		30	84		700	7
	94-4/95		R	17-0298		Driveshaft			G.Box JB 3	23	23		90	95		80	36	750	20
	5/95-		R	17-0302		Driveshaft			G.Box JB 3	21	23		90	95		84	36	750	20
	94-4/95		L	17-0299	44	Driveshaft			G.Box JB 3	23			90		30	80		700	7
	5/95-		L	17-0303	44	Driveshaft			G.Box JC 5	23			90		30	80		700	7

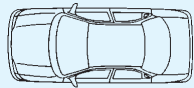
Per ordinare i GIUNTI senza KIT, sostituire il primo numero dopo il precodice con 0 mantenendo invariate le ultime 3 cifre. (Es:15-1001 c/KIT=15-0001 senza KIT / 16-1001 c/KIT =16-0001 senza KIT)
 By request we supply outer and inner CVJ without KIT (Eg.:15-1001 with KIT=15-0001 without KIT / 16-1001 with KIT =16-0001 without KIT)

Legenda quote dimensionali vedi pagina I
Legenda of dimensions see page I



		CHASSIS	L/R	METELLI ref.	ABS	DESCRIP- TION		INFO	A	B	C	D	E	F	H	I	L	Fig
RENAULT																		
Laguna I, SW																		
2.0 (83 kW)	94-4/95		R	17-0300	44	Driveshaft		G.Box JB 3	23	23		90	95		80	36	750	20
	5/95-		R	17-0304	44	Driveshaft		G.Box JC 5	23	23		90	85		80	32	750	8
2.0 16v (102 kW)	2/94-			15-1316		Joint Kit	X		23	25	56,3	90	51,4					3
	2/94-			15-1336	30	Joint Kit	X		23	25	56,3	90	51,4					3
	94-		L	17-0305		Driveshaft		G.Box JC 5	23			90		30	80		655	7
	94-		R	17-0306		Driveshaft		G.Box JC 5	23	23		90	82		80	268	800	6
	94-		L	17-0307	44	Driveshaft		G.Box JC 5	23			90		30	80		655	7
	94-		R	17-0308	44	Driveshaft		G.Box JC 5	23	23		90	82		80	268	800	6
2.0i RN, RT (77 kW)	92-7/96			15-1336	30	Joint Kit	X	Mod. B54	23	25	56,3	90	51,4					3
2.2 D (61 kW)	2/94-			15-1316		Joint Kit	X		23	25	56,3	90	51,4					3
	2/94-			15-1336	30	Joint Kit	X		23	25	56,3	90	51,4					3
	94-		L	17-0305		Driveshaft		G.Box JC 5	23			90		30	80		655	7
	94-		R	17-0306		Driveshaft		G.Box JC 5	23	23		90	82		80	268	800	6
	94-		L	17-0307	44	Driveshaft		G.Box JC 5	23			90		30	80		655	7
	94-		R	17-0308	44	Driveshaft		G.Box JC 5	23	23		90	82		80	268	800	6
2.2 TD (83 kW)	2/94-			15-1316		Joint Kit	X		23	25	56,3	90	51,4					3
	2/94-			15-1336	30	Joint Kit	X		23	25	56,3	90	51,4					3
	94-		L	17-0319	44	Driveshaft			23			90		37	80		595	7
	94-		R	17-0320	44	Driveshaft			23		39	90	82		80	422	950	6
Megane																		
1.4 (52 kW)	96-		L	17-0117		Driveshaft			21			86		30	80		650	7
	96-		R	17-0118		Driveshaft			21	23		86	100		80	28	740	8
	96-		L	17-0115	44	Driveshaft			21			86		30	80		650	7
	96-		R	17-0116	44	Driveshaft			21	23		86	100		80	28	740	8
1.6 (55-66 kW)	1/96-		L	17-0117		Driveshaft			21			86		30	80		650	7

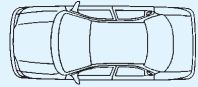
Per ordinare i GIUNTI senza KIT, sostituire il primo numero dopo il precodice con 0 mantenendo invariate le ultime 3 cifre. (Es.:15-1001 c/KIT=15-0001 senza KIT / 16-1001 c/KIT =16-0001 senza KIT)
By request we supply outer and inner CVJ without KIT (Eg.:15-1001 with KIT=15-0001 without KIT / 16-1001 with KIT =16-0001 without KIT)




Legenda quote dimensionali vedi pagina I
 Legenda of dimensions see page I

		CHASSIS	L/R	METELLI ref.	ABS	DESCRIP-TION		INFO	A	B	C	D	E	F	H	I	L	Fig
RENAULT Megane 1.6 (55-66 kW)			R	17-0118		Driveshaft			21	23		86	100		80	28	740	8
			L	17-0115	44	Driveshaft			21			86		30	80		650	7
			R	17-0116	44	Driveshaft			21	23		86	100		80	28	740	8
1.9D (47 kW)			L	17-0117		Driveshaft			21			86		30	80		650	7
			R	17-0118		Driveshaft			21	23		86	100		80	28	740	8
			L	17-0115	44	Driveshaft			21			86		30	80		650	7
			R	17-0116	44	Driveshaft			21	23		86	100		80	28	740	8
1.9TD (66 kW)			L	17-0117		Driveshaft			21			86		30	80		650	7
			R	17-0118		Driveshaft			21	23		86	100		80	28	740	8
			L	17-0115	44	Driveshaft			21			86		30	80		650	7
			R	17-0116	44	Driveshaft			21	23		86	100		80	28	740	8
1.9TDi (69 kW)				15-1310	44	Joint Kit	X		21	22	51	85	53					2
			L	17-0317		Driveshaft			23			90		30	80		650	7
			R	17-0318		Driveshaft			23	23		90	95		80	36	745	20
			L	17-0315	44	Driveshaft			23			90		30	80		650	7
			R	17-0316	44	Driveshaft			23	23		90	95		80	36	745	20
2.0 (80-84 kW)				15-1310	44	Joint Kit	X		21	22	51	85	53					2
			L	17-0117		Driveshaft			21			86		30	80		650	7
			R	17-0118		Driveshaft			21	23		86	100		80	28	740	8
			L	17-0115	44	Driveshaft			21			86		30	80		650	7
			R	17-0116	44	Driveshaft			21	23		86	100		80	28	740	8
2.0 16v (108 kW)			L	17-0317		Driveshaft			23			90		30	80		650	7
			R	17-0318		Driveshaft			23	23		90	95		80	36	745	20
			L	17-0315	44	Driveshaft			23			90		30	80		650	7
			R	17-0316	44	Driveshaft			23	23		90	95		80	36	745	20

Per ordinare i GIUNTI senza KIT, sostituire il primo numero dopo il precodice con 0 mantenendo invariate le ultime 3 cifre. (Es:15-1001 c/KIT=15-0001 senza KIT / 16-1001 c/KIT =16-0001 senza KIT)
 By request we supply outer and inner CVJ without KIT (Eg.:15-1001 with KIT=15-0001 without KIT / 16-1001 with KIT =16-0001 without KIT)

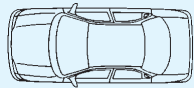


Legenda quote dimensionali vedi pagina I
 Legenda of dimensions see page I

	CHASSIS	L/R	METELLI ref.	ABS	DESCRIP- TION	INFO	A	B	C	D	E	F	H	I	L	Fig
---	---------	-----	-----------------	-----	------------------	------	---	---	---	---	---	---	---	---	---	-----

RENAULT
Megane Cabrio
 2.0 16v (108 kW)

96-		L	17-0317		Driveshaft		23			90		30	80		650	7
30-7 7 0 411.7034 442.3167.2 442.353166(3m(97 62 49523)42 T5.8(23158937(36231 cmesh7 0231)420.120)-164655.9276 Tm3 I65f0cme(RENAUL)74.2(T)TJ0-9 9 0 425.203lassic.0869 Tmio)T382 w4540.3(65																

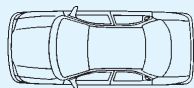


Legenda quote dimensionali vedi pagina I
 Legenda of dimensions see page I

		CHASSIS	L/R	METELLI ref.	ABS	DESCRIPTION			INFO	A	B	C	D	E	F	H	I	L	Fig
RENAULT																			
Megane Classic																			
2.0 (80-84 kW)	96-		L	17-0115	44	Driveshaft				21			86		30	80		650	7
	96-		R	17-0116	44	Driveshaft				21	23		86	100		80	28	740	8
Megane Coach																			
	96-			15-1310	44	Joint Kit	X			21	22	51	85	53					2
	96-		L	17-0117		Driveshaft				21			86		30	80		650	7
	96-		R	17-0118		Driveshaft				21	23		86	100		80	28	740	8
	96-		L	17-0115	44	Driveshaft				21			86		30	80		650	7
	96-		R	17-0116	44	Driveshaft				21	23		86	100		80	28	740	8
2.0 16v (108 kW)																			
	96-		L	17-0317		Driveshaft				23			90		30	80		650	7
	96-		R	17-0318		Driveshaft				23	23		90	95		80	36	745	20
	96-		L	17-0315	44	Driveshaft				23			90		30	80		650	7
	96-		R	17-0316	44	Driveshaft				23	23		90	95		80	36	745	20
Megane Scenic																			
1.9TD (66 kW)	96-		L	17-0317		Driveshaft				23			90		30	80		650	7
	96-		R	17-0318		Driveshaft				23	23		90	95		80	36	745	20
	96-		L	17-0315	44	Driveshaft				23			90		30	80		650	7
	96-		R	17-0316	44	Driveshaft				23	23		90	95		80	36	745	20
2.0 (80-84 kW)																			
	96-		L	17-0317		Driveshaft				23			90		30	80		650	7
	96-		R	17-0318		Driveshaft				23	23		90	95		80	36	745	20
	96-		L	17-0315	44	Driveshaft				23			90		30	80		650	7
	96-		R	17-0316	44	Driveshaft				23	23		90	95		80	36	745	20
Rodeo																			
4 1.1 (25 kW)	9/81-7/84			17-0040		Driveshaft				23		22	76	100		90	48	680	3

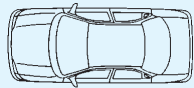
Per ordinare i GIUNTI senza KIT, sostituire il primo numero dopo il precodice con 0 mantenendo invariate le ultime 3 cifre. (Es:15-1001 c/KIT=15-0001 senza KIT / 16-1001 c/KIT =16-0001 senza KIT)
 By request we supply outer and inner CVJ without KIT (Eg.:15-1001 with KIT=15-0001 without KIT / 16-1001 with KIT =16-0001 without KIT)

Legenda quote dimensionali vedi pagina I
 Legenda of dimensions see page I



		CHASSIS	L/R	METELLI ref.	ABS	DESCRIP- TION		INFO	A	B	C	D	E	F	H	I	L	Fig
RENAULT																		
Rodeo 6 1.1 (34 kW)	9/73-7/84			17-0040		Driveshaft			23		22	76	100		90	48	680	3
Safrane I 2.0i RN, RT (77 kW)	3/92-7/96			15-1336	30	Joint Kit	X	Mod. B54	23	25	56,3	90	51,4					3
	92-		L	17-0309		Driveshaft		G.Box PK1	23			90		37	80		600	7
	92-		R	17-0310		Driveshaft		G.Box PK1	23			90		37	80		540	7
	92-		L	17-0311	30	Driveshaft		G.Box PK1	23			90		37	80	28	600	7
	92-		R	17-0312	30	Driveshaft		G.Box PK1	23			90		37	80	28	540	7
2.1TD (65 kW)	3/92-7/96			15-1336	30	Joint Kit	X	G.Box PK1, Mod. B546	23	25	56,3	90	51,4					3
	92-		L	17-0309		Driveshaft		G.Box PK1	23			90		37	80		600	7
	92-		R	17-0310		Driveshaft		G.Box PK1	23			90		37	80		540	7
	92-		L	17-0311	30	Driveshaft		G.Box PK1	23			90		37	80	28	600	7
	92-		R	17-0312	30	Driveshaft		G.Box PK1	23			90		37	80	28	540	7
2.2i 8, 12v (79-101 kW)	3/92-7/96			15-1316		Joint Kit	X		23	25	56,3	90	51,4					3
	92-7/96			15-1336	30	Joint Kit	X		23	25	56,3	90	51,4					3
	92-		L	17-0309		Driveshaft		G.Box PK1	23			90		37	80		600	7
	92-		R	17-0310		Driveshaft		G.Box PK1	23			90		37	80		540	7
	92-		L	17-0311	30	Driveshaft		G.Box PK1	23			90		37	80	28	600	7
	92-		R	17-0312	30	Driveshaft		G.Box PK1	23			90		37	80	28	540	7
2.5TD (83 kW)	92-		L	17-0309		Driveshaft		G.Box PK1	23			90		37	80		600	7
	92-		R	17-0310		Driveshaft		G.Box PK1	23			90		37	80		540	7
	92-		L	17-0311	30	Driveshaft		G.Box PK1	23			90		37	80	28	600	7
	92-		R	17-0312	30	Driveshaft		G.Box PK1	23			90		37	80	28	540	7
3.0i V6 (140 kW)	3/92-			15-1317		Joint Kit	X	G.Box PK1	23	29	57,5	83,6	51,4					3

Per ordinare i GIUNTI senza KIT, sostituire il primo numero dopo il precodice con 0 mantenendo invariate le ultime 3 cifre. (Es.:15-1001 c/KIT=15-0001 senza KIT / 16-1001 c/KIT =16-0001 senza KIT)
 By request we supply outer and inner CVJ without KIT (Eg.:15-1001 with KIT=15-0001 without KIT / 16-1001 with KIT =16-0001 without KIT)

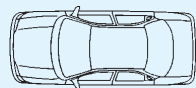


Legenda quote dimensionali vedi pagina I
 Legenda of dimensions see page I

		CHASSIS	L/R	METELLI ref.	ABS	DESCRIPTION			INFO	A	B	C	D	E	F	H	I	L	Fig
RENAULT Super 5 1.0 (30 kW)			L	17-0036		Driveshaft			G.Box JB 4/5	21			76	30	80			610	7
			L	17-0038		Driveshaft			G.Box JB 0/1	21			76	30	80			600	7
			R	17-0037		Driveshaft			G.Box JB 4/5	21	23		76	100	80	28		685	8
			R	17-0039		Driveshaft			G.Box JB 0/1	21	23		76	100	80	28		695	8
1.1 (34 kW)			L	17-0036		Driveshaft			G.Box JB 4/5	21			76	30	80			610	7
			L	17-0038		Driveshaft			G.Box JB 0/1, Five	21			76	30	80			600	7
			R	17-0037		Driveshaft			G.Box JB 4/5	21	23		76	100	80	28		685	8
			R	17-0039		Driveshaft			G.Box JB 0/1, Five	21	23		76	100	80	28		695	8
1.2 (40 kW)			L	17-0036		Driveshaft			G.Box JB 4/5	21			76	30	80			610	7
			R	17-0037		Driveshaft			G.Box JB 4/5	21	23		76	100	80	28		685	8
1.4 (43 kW)			L	17-0113		Driveshaft			G.Box JB 1 M/T	21			86	30	80			600	7
			R	17-0114		Driveshaft			G.Box JB 1 M/T	21	23		86	100	80	28		695	8
1.4 GT Turbo (85 kW)			L	17-0109		Driveshaft			G.Box JB3	21			86	30	80			600	7
			R	17-0110		Driveshaft			G.Box JB3	21	23		86	100	80	28		690	8
1.6D, TD, GTD, SD (40 kW)			L	17-0038		Driveshaft			G.Box JB 0/1	21			76	30	80			600	7
			R	17-0039		Driveshaft			G.Box JB 0/1	21	23		76	100	80	28		695	8
1.7 (54 kW)			L	17-0109		Driveshaft			G.Box JB3	21			86	30	80			600	7
			R	17-0110		Driveshaft			G.Box JB3	21	23		86	100	80	28		690	8
Twingo 1.2 (40 kW)			L	17-0056		Driveshaft			G.Box JB 0/1	21			86	30	80			625	7
			L	17-0056		Driveshaft			G.Box JB 0/1	21			86	30	80			625	7
			R	17-0057		Driveshaft			G.Box JB 0/1	21	23		86	100	80	28		740	8
			R	17-0170		Driveshaft			G.Box JB 0/1	21	23		86	85	80	32		740	8

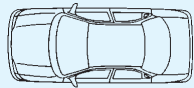
Per ordinare i GIUNTI senza KIT, sostituire il primo numero dopo il precodice con 0 mantenendo invariate le ultime 3 cifre. (Es:15-1001 c/KIT=15-0001 senza KIT / 16-1001 c/KIT =16-0001 senza KIT)
 By request we supply outer and inner CVJ without KIT (Eg.:15-1001 with KIT=15-0001 without KIT / 16-1001 with KIT =16-0001 without KIT)

Legenda quote dimensionali vedi pagina I
 Legenda of dimensions see page I



		CHASSIS	L/R	METELLI ref.	ABS	DESCRIP- TION		INFO	A	B	C	D	E	F	H	I	L	Fig
RENAULT V. COMMERCIALI/ LCV																		
Master III FB30	1/83-98			17-0111		Driveshaft		M/T, G.Box RNUR	32	27		98	95		111	98	830	8
Master IV 2.5D (59 kW)	7/98-3/00			15-1371	51	Joint Kit	X		28	27	67	102	57,6					2
	7/98-3/00		L	17-0405		Driveshaft			28			98		37	95		669	7
	7/98-3/00		R	17-0406		Driveshaft			28		39	98	82		95	436	1120	4
	7/98-3/00		L	17-0407	51	Driveshaft			28			98		37	95		669	7
	7/98-3/00		R	17-0408	51	Driveshaft			28		39	98	82		95	436	1120	4
2.8TD (84 kW)	7/98-3/00			15-1371	51	Joint Kit	X		28	27	67	102	57,6					2
	7/98-3/00		L	17-0405		Driveshaft			28			98		37	95		669	7
	3/00-		L	17-0409		Driveshaft			28			101		37	95		665	7
	7/98-3/00		R	17-0406		Driveshaft			28		39	98	82		95	436	1120	4
	3/00-		R	17-0410		Driveshaft			28		39	101	82		95	436	1127	4
	7/98-3/00		L	17-0407	51	Driveshaft			28			98		37	95		669	7
	3/00-		L	17-0411	51	Driveshaft			28			101		37	95		665	7
	7/98-3/00		R	17-0408	51	Driveshaft			28		39	98	82		95	436	1120	4
	3/00-		R	17-0412	51	Driveshaft			28		39	101	82		95	436	1127	4
Trafic I - II All models	81-89			15-1102		Joint Kit	X		23	25	56,45	90	79					3
	-3/89			17-0051		Driveshaft			23	27		98	100		110	27	715	8
	4/89-01			17-0076		Driveshaft			25	27		98	100		110	27	715	8
Trafic III 1.9 Dci (60-74 kW)	3/01-		L	17-0196		Driveshaft			27			91			94		512	7
	3/01-		R	17-0378		Driveshaft			27			91			94		1018	6

Per ordinare i GIUNTI senza KIT, sostituire il primo numero dopo il precodice con 0 mantenendo invariate le ultime 3 cifre. (Es.:15-1001 c/KIT=15-0001 senza KIT / 16-1001 c/KIT =16-0001 senza KIT)
 By request we supply outer and inner CVJ without KIT (Eg.:15-1001 with KIT=15-0001 without KIT / 16-1001 with KIT =16-0001 without KIT)

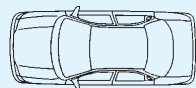


Legenda quote dimensionali vedi pagina I
 Legenda of dimensions see page I

		CHASSIS	L/R	METELLI ref.	ABS	DESCRIP-TION			INFO	Legenda quote dimensionali vedi pagina I Legenda of dimensions see page I														
										A	B	C	D	E	F	H	I	L	Fig					
RENAULT V. COMMERCIALI/ LCV																								
Traffic III																								
2.0 (88 kW)	3/01-		L	17-0196		Driveshaft				27			91			94		512	7					
	3/01-		R	17-0378		Driveshaft				27			91			94		1018	6					
ROVER																								
100 Metro																								
111 C, L, S (44 kW)	9/90-12/98			15-1205		Joint Kit	X		A/T+M/T, Mod. XP	25	22	50	81	53					2					
114 S, L, GTA (55 kW)	9/90-12/98			15-1205		Joint Kit	X		A/T+M/T, Mod. XP	25	22	50	81	53					2					
114 Turbo Serie K, R6	1/90-12/98			15-1205		Joint Kit	X		M/T	25	22	50	81	53					2					
114D (38 kW)	1/92-12/98			15-1205		Joint Kit	X		M/T, Mod. XP	25	22	50	81	53					2					
115D (42 kW)	12/94-12/98			15-1205		Joint Kit	X		M/T, Mod. XP	25	22	50	81	53					2					
All models	-10/89			15-1038		Joint Kit	X		A/T+M/T	29	19	48	72,3	77					2					
1100 - 1300																								
	62-			15-1038		Joint Kit	X			29	19	48	72,3	77					2					
200 (XH)																								
213 S (54 kW)	9/85-9/89			15-1089		Joint Kit	X		A/T+M/T	23	22	49	81	52					2					
216 (61 kW)	3/85-9/89			15-1089		Joint Kit	X		A/T+M/T	23	22	49	81	52					2					
	7/84-		L	17-0335		Driveshaft				23		29	81	82		77	56	565	16					
	7/84-		R	17-0336		Driveshaft				23		29	81	82		77	56	895	16					
200 Coupé (XW)																								
214, GSi (55-66-70-76 kW)	10/89-95			15-1221		Joint Kit	X		M/T	26	22	49	83,6	51					2					
	10/89-10/95		L	17-0331		Driveshaft				26		22	84	78		78	59,5	642	13					
	10/89-10/95		R	17-0332		Driveshaft				26		22	84	78		78	84,5	880	13					

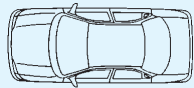
Per ordinare i GIUNTI senza KIT, sostituire il primo numero dopo il precodice con 0 mantenendo invariate le ultime 3 cifre. (Es:15-1001 c/KIT=15-0001 senza KIT / 16-1001 c/KIT =16-0001 senza KIT)
 By request we supply outer and inner CVJ without KIT (Eg.:15-1001 with KIT=15-0001 without KIT / 16-1001 with KIT =16-0001 without KIT)

Legenda quote dimensionali vedi pagina I
Legenda of dimensions see page I



		CHASSIS	L/R	METELLI ref.	ABS	DESCRIP- TION		INFO	A	B	C	D	E	F	H	I	L	Fig
ROVER																		
200 Coupé (XW)																		
214, GSi (55-66-70-76 kW)	10/89-10/95		L	17-0333	50	Driveshaft			26		22	84	78		78	59,5	642	16
	10/89-10/95		R	17-0334	50	Driveshaft			26		22	84	78		78	84,5	880	16
216 (82-85 kW)																		
	1/93-95			15-1220		Joint Kit	X	M/T	26	23	49	83,6	51					2
	11/89-12/92			15-1260		Joint Kit	X	M/T	26	23	49	85	51					1
	11/92-	605482-	L	17-0338		Driveshaft			26		27	84	85		78	55	610	16
	11/92-	605482-	R	17-0363		Driveshaft			26		27	84	85		78	55	610	16
	10/89-10/92	-605481	L	17-0337	50	Driveshaft			26		27	84	85		78	55	610	16
	11/92-	605482-	R	17-0362	50	Driveshaft			26		27	84	85		78	55	610	16
216 GTi (90 kW)																		
	1/93-95			15-1220		Joint Kit	X	M/T	26	23	49	83,6	51					2
	11/89-12/92			15-1260		Joint Kit	X	M/T	26	23	49	85	51					1
	11/92-	605482-	L	17-0338		Driveshaft			26		27	84	85		78	55	610	16
	11/92-	605482-	R	17-0363		Driveshaft			26		27	84	85		78	55	610	16
	11/92-	605482-	L	17-0337	50	Driveshaft			26		27	84	85		78	55	610	16
	11/92-	605482-	R	17-0362	50	Driveshaft			26		27	84	85		78	55	610	16
218D (52-65 kW)																		
	9/91-95			15-1270	27	Joint Kit	X	M/T	26	32	49	91,9	51					2
220 GTi (100-103 kW)																		
	9/91-95			15-1270	27	Joint Kit	X	M/T	26	32	49	91,9	51					2
200 (RF)																		
211 (44 kW)	11/95-			15-1303	43	Joint Kit	X		26	22	49	93	51					2
214 (55-76 kW)	11/95-			15-1303	43	Joint Kit	X		26	22	49	93	51					2
216 (82 kW)	11/95-			15-1303	43	Joint Kit	X		26	22	49	93	51					2
218 (107 kW)	11/95-			15-1303	43	Joint Kit	X		26	22	49	93	51					2
220 SDI (77 kW)																		
	97-			15-1366		Joint Kit	X		26	32	49	91,9	51					2
	97-			15-1383	43	Joint Kit	X		26	32	55	92	52					2

Per ordinare i GIUNTI senza KIT, sostituire il primo numero dopo il precodice con 0 mantenendo invariate le ultime 3 cifre. (Es:15-1001 c/KIT=15-0001 senza KIT / 16-1001 c/KIT =16-0001 senza KIT)
By request we supply outer and inner CVJ without KIT (Eg.:15-1001 with KIT=15-0001 without KIT / 16-1001 with KIT =16-0001 without KIT)

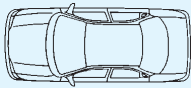





Legenda quote dimensionali vedi pagina I
 Legenda of dimensions see page I

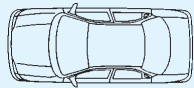
		CHASSIS	L/R	METELLI ref.	ABS	DESCRIP-TION			INFO	A	B	C	D	E	F	H	I	L	Fig
ROVER																			
25 (RF)																			
1.4 16v (62-76 kW)	10/99-			15-1303	43	Joint Kit	X			26	22	49	93	51					2
1.6 16v (80 kW)	10/99-			15-1303	43	Joint Kit	X			26	22	49	93	51					2
2.0iDT (74 kW)	10/99-			15-1366		Joint Kit	X			26	32	49	91,9	51					2
	10/99-			15-1383	43	Joint Kit	X			26	32	55	92	52					2
400 (XW)																			
414 (66-70-76 kW)	4/90-95			15-1221		Joint Kit	X	M/T		26	22	49	83,6	51					2
	10/89-10/95		L	17-0331		Driveshaft				26		22	84	78		78	59,5	642	13
	10/89-10/95		R	17-0332		Driveshaft				26		22	84	78		78	84,5	880	13
	10/89-10/95		L	17-0333	50	Driveshaft				26		22	84	78		78	59,5	642	16
	10/89-10/95		R	17-0334	50	Driveshaft				26		22	84	78		78	84,5	880	16
416 (82-85 kW)																			
	1/93-95			15-1220		Joint Kit	X	M/T		26	23	49	83,6	51					2
	11/89-12/92			15-1260		Joint Kit	X	M/T		26	23	49	85	51					1
	11/92-	605482-	L	17-0338		Driveshaft				26		27	84	85		78	55	610	16
	11/92-	605482-	R	17-0363		Driveshaft				26		27	84	85		78	55	610	16
	10/89-10/92	-605481	L	17-0337	50	Driveshaft				26		27	84	85		78	55	610	16
	11/92-	605482-	R	17-0362	50	Driveshaft				26		27	84	85		78	55	610	16
416 GTi (90-96 kW)																			
	1/93-95			15-1220		Joint Kit	X	M/T		26	23	49	83,6	51					2
	11/89-12/92			15-1260		Joint Kit	X	M/T		26	23	49	85	51					1
	11/92-	605482-	L	17-0338		Driveshaft				26		27	84	85		78	55	610	16
	11/92-	605482-	R	17-0363		Driveshaft				26		27	84	85		78	55	610	16
	11/92-	605482-	L	17-0337	50	Driveshaft				26		27	84	85		78	55	610	16
	11/92-	605482-	R	17-0362	50	Driveshaft				26		27	84	85		78	55	610	16
418 SLD, GLD (65 kW)																			
	9/91-95			15-1270	27	Joint Kit	X	M/T		26	32	49	91,9	51					2
420 GSi, GTi (100-103 kW)																			
	9/91-95			15-1270	27	Joint Kit	X	M/T		26	32	49	91,9	51					2

Per ordinare i GIUNTI senza KIT, sostituire il primo numero dopo il precodice con 0 mantenendo invariate le ultime 3 cifre. (Es:15-1001 c/KIT=15-0001 senza KIT / 16-1001 c/KIT =16-0001 senza KIT)
 By request we supply outer and inner CVJ without KIT (Eg.:15-1001 with KIT=15-0001 without KIT / 16-1001 with KIT =16-0001 without KIT)

Legenda quote dimensionali vedi pagina I
Legenda of dimensions see page I

											Legenda quote dimensionali vedi pagina I Legenda of dimensions see page I								
		CHASSIS	L/R	METELLI ref.	ABS	DESCRIP- TION			INFO	A	B	C	D	E	F	H	I	L	Fig
ROVER																			
400 (RT)																			
414 (76 kW)	5/95-			15-1299		Joint Kit	X		26	22	55	84	51						2
	5/95-			15-1288	43	Joint Kit	X		26	22	55	93	51						2
416 (82-83 kW)	5/95-			15-1299		Joint Kit	X		26	22	55	84	51						2
	5/95-			15-1288	43	Joint Kit	X		26	22	55	93	51						2
420D, Di (63-77 kW)	95-00			15-1399	43	Joint Kit	X	M/T	26	32	54,6	93	51						2
45 (RT)																			
2.0iDT (74 kW)	00-			15-1399	43	Joint Kit	X	M/T	26	32	54,6	93	51						2
600 (RH)																			
620 (85-96 kW)	-5/94			15-1284	50	Joint Kit	X		28	32	60	98	61						2
623 (116 kW)	-5/94			15-1284	50	Joint Kit	X		28	32	60	98	61						2
All models	6/94-2/99			15-1284	50	Joint Kit	X		28	32	60	98	61						2
800																			
820 16v i, Si, Se (88-98-100-103 kW)	10/86-			15-1090	45	Joint Kit	X	A/T+M/T, Mod. XS	28	32	56	92	53						2
825 Si, Stel. (110-123-127-129 kW)	10/86-			15-1090	45	Joint Kit	X	A/T+M/T, Mod. RS, XS	28	32	56	92	53						2
825D, SD (87 kW)	1/90-			15-1090	45	Joint Kit	X	A/T+M/T, Mod. XS	28	32	56	92	53						2
827 24v (124-130 kW)				15-1090	45	Joint Kit	X	A/T+M/T	28	32	56	92	53						2
Allegro																			
1.1 (33 kW)	73-82			15-1038		Joint Kit	X		29	19	48	72,3	77						2
1.3 (40-49 kW)	73-82			15-1038		Joint Kit	X		29	19	48	72,3	77						2
Maestro																			
1.3 (49 kW)	3/83-12/85			15-1061		Joint Kit	X	A/T+M/T	25	22	50	84	53						2

Per ordinare i GIUNTI senza KIT, sostituire il primo numero dopo il precodice con 0 mantenendo invariate le ultime 3 cifre. (Es.:15-1001 c/KIT=15-0001 senza KIT / 16-1001 c/KIT =16-0001 senza KIT)
By request we supply outer and inner CVJ without KIT (Eg.:15-1001 with KIT=15-0001 without KIT / 16-1001 with KIT =16-0001 without KIT)

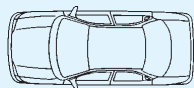


Legenda quote dimensionali vedi pagina I
 Legenda of dimensions see page I

		CHASSIS	L/R	METELLI ref.	ABS	DESCRIP-TION			INFO	A	B	C	D	E	F	H	I	L	Fig
ROVER																			
Maestro																			
1.3 (49 kW)	1/86-93			15-1205		Joint Kit	X		A/T+M/T	25	22	50	81	53					2
1.6 (59 kW)	1/86-93			15-1033		Joint Kit	X		A/T+M/T	25	22	50	84	53					2
	3/85-12/85			15-1061		Joint Kit	X		A/T+M/T	25	22	50	84	53					2
2.0 MG2000 (83 kW)	1/86-93			15-1033		Joint Kit	X		A/T+M/T	25	22	50	84	53					2
	10/84-12/85			15-1061		Joint Kit	X		A/T+M/T	25	22	50	84	53					2
Mini																			
1000 (26-29-30 kW)	59-12/71			15-1038		Joint Kit	X		A/T+M/T	29	19	48	72,3	77					2
1100 (33 kW)	6/84-			15-1038		Joint Kit	X		A/T+M/T	29	19	48	72,3	77					2
	1/72-5/84			15-1039		Joint Kit	X		A/T+M/T	19	19	48	68,4	67					2
1275 Clubman, Cooper S, GT (39 kW)	1/72-			15-1038		Joint Kit	X		A/T+M/T	29	19	48	72,3	77					2
850 (25 kW)	6/84-			15-1038		Joint Kit	X		A/T+M/T	29	19	48	72,3	77					2
	1/72-5/84			15-1039		Joint Kit	X		A/T+M/T	19	19	48	68,4	67					2
Montego																			
1.3 (50 kW)	4/84-12/85			15-1061		Joint Kit	X		A/T+M/T	25	22	50	84	53					2
	1/86-92			15-1205		Joint Kit	X		A/T+M/T	25	22	50	81	53					2
1.6 (61 kW)	1/86-92			15-1033		Joint Kit	X		A/T+M/T	25	22	50	84	53					2
	4/84-12/85			15-1061		Joint Kit	X		A/T+M/T	25	22	50	84	53					2
2.0 (74 kW)	4/84-12/85			15-1061		Joint Kit	X		A/T+M/T	25	22	50	84	53					2
2.0 Inc. EFi (83 kW)	1/86-92			15-1033		Joint Kit	X		A/T+M/T	25	22	50	84	53					2

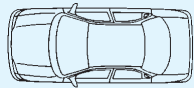
Per ordinare i GIUNTI senza KIT, sostituire il primo numero dopo il precodice con 0 mantenendo invariate le ultime 3 cifre. (Es:15-1001 c/KIT=15-0001 senza KIT / 16-1001 c/KIT =16-0001 senza KIT)
 By request we supply outer and inner CVJ without KIT (Eg.:15-1001 with KIT=15-0001 without KIT / 16-1001 with KIT =16-0001 without KIT)

Legenda quote dimensionali vedi pagina I
Legenda of dimensions see page I



		CHASSIS	L/R	METELLI ref.	ABS	DESCRIP- TION		INFO	A	B	C	D	E	F	H	I	L	Fig
SAAB																		
9-3 (YS3D)																		
2.0i, Turbo, Cabrio (96-113-136-147 kW)	2/98-			15-1269	29	Joint Kit	X		33	25	52	90	59,5					3
2.2TDi (85 kW)	2/98-			15-1269	29	Joint Kit	X		33	25	52	90	59,5					3
2.3i, Cabrio (110 kW)	2/98-			15-1269	29	Joint Kit	X		33	25	52	90	59,5					3
90																		
2.0 (74 kW)	8/84-8/87			15-1031		Joint Kit	X	M/T	25	25	56,6	90	54					3
99																		
2.0, EMS, GL, Turbo (74-79-87 kW)	3/76-12/84	C6010842-		15-1031		Joint Kit	X	M/T	25	25	56,6	90	54					3
900 I																		
2.0 16, C, i (74-81-85-93 kW)	1/88-6/94			15-1062		Joint Kit	X	M/T	25	25	56,6	90	54					3
2.0 16, i, S Turbo 16 (81-85-93-107 kW)	-6/94	K7024509-		15-1144	46	Joint Kit	X	M/T	25	25	79	90	54					3
2.0 C (74 kW)	9/79-12/88			15-1143	94	Joint Kit	X	M/T	25	25	56	90	54					3
2.0 C, i, Turbo, 16v, S (79-81-85-107-118-129 kW)	1/81-7/85			15-1031		Joint Kit	X	M/T	25	25	56,6	90	54					3
2.0 S Turbo 16 (104 kW)	7/91-94			15-1144	46	Joint Kit	X	M/T	25	25	79	90	54					3
2.0 Turbo 16v (132 kW)	1/93-6/94			15-1269	29	Joint Kit	X		33	25	52	90	59,5					3
2.0i, 16 (81-85-93 kW)	1/88-	-K7024508		15-1143	94	Joint Kit	X	M/T	25	25	56	90	54					3
2.1 16 (100 kW)	8/90-12/94			15-1144	46	Joint Kit	X	M/T	25	25	79	90	54					3
900 II																		
2.0i 16v Turbo, Coupe, (96-136 kW)	93-98			15-1269	29	Joint Kit	X	A/T+M/T, Only 16v	33	25	52	90	59,5					3
2.0i, Coupe, Convert. (96-98 kW)	93-98			15-1269	29	Joint Kit	X	M/T	33	25	52	90	59,5					3
2.3 16v, Coupe, Convert. (110 kW)	93-98			15-1269	29	Joint Kit	X	A/T+M/T	33	25	52	90	59,5					3
2.5 24v V6, Coupe, Convert. (125 kW)	93-98			15-1269	29	Joint Kit	X	A/T+M/T	33	25	52	90	59,5					3

Per ordinare i GIUNTI senza KIT, sostituire il primo numero dopo il precodice con 0 mantenendo invariate le ultime 3 cifre. (Es:15-1001 c/KIT=15-0001 senza KIT / 16-1001 c/KIT =16-0001 senza KIT)
By request we supply outer and inner CVJ without KIT (Eg.:15-1001 with KIT=15-0001 without KIT / 16-1001 with KIT =16-0001 without KIT)

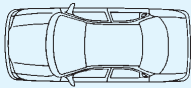




Legenda quote dimensionali vedi pagina I
 Legenda of dimensions see page I

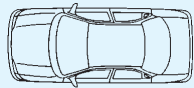
		CHASSIS	L/R	METELLI ref.	ABS	DESCRIP-TION			INFO	A	B	C	D	E	F	H	I	L	Fig
SAAB																			
9000																			
2.0 (74 kW)	3/85-89			15-1168		Joint Kit	X		Incl. Australia, Usa, Mod. C55, T Eng. B20	26	25	56,5	90	50					3
2.0 16v (94 kW)	12/85-12/98			15-1168		Joint Kit	X		A/T+M/T	26	25	56,5	90	50					3
	12/85-12/98			15-1168		Joint Kit	X		A/T+M/T	26	25	56,5	90	50					3
	89-12/98			15-1167	46	Joint Kit	X		A/T+M/T	26	25	79	90	51					3
	12/85-12/98			15-1170	94	Joint Kit	X		A/T+M/T	26	25	79	90	50					3
	12/85-12/98			15-1170	94	Joint Kit	X		A/T+M/T	26	25	79	90	50					3
2.0 16v CS, CD, CDE (96-107-108 kW)	89-12/98			15-1168		Joint Kit	X		A/T+M/T	26	25	56,5	90	50					3
	89-12/98			15-1167	46	Joint Kit	X		A/T+M/T	26	25	79	90	51					3
2.0 16v Turbo (118-129 kW)	8/84-12/89			15-1168		Joint Kit	X		A/T+M/T	26	25	56,5	90	50					3
	8/84-12/89			15-1170	94	Joint Kit	X		A/T+M/T	26	25	79	90	50					3
2.0 16v Turbo (127 kW)	6/89-12/92			15-1168		Joint Kit	X		A/T+M/T	26	25	56,5	90	50					3
	6/89-12/92			15-1170	94	Joint Kit	X		A/T+M/T	26	25	79	90	50					3
2.0 16v Turbo CDE (143-147 kW)	90-98			15-1166		Joint Kit	X		A/T+M/T	26	25	56,6	98	50					3
	90-98			15-1169	46	Joint Kit	X		A/T+M/T	26	25	79	98	51					3
2.3 16v (107-108 kW)	9/89-			15-1168		Joint Kit	X		A/T+M/T	26	25	56,5	90	50					3
	9/89-			15-1167	46	Joint Kit	X		A/T+M/T	26	25	79	90	51					3
2.3 16v Turbo (143-147 kW)	9/89-			15-1166		Joint Kit	X		A/T+M/T	26	25	56,6	98	50					3
	9/89-			15-1169	46	Joint Kit	X		A/T+M/T	26	25	79	98	51					3
SEAT																			
127 Fura																			
1000 (39 kW)	3/80-86			15-1019		Joint Kit	X			20	20	43,1	80	55					3
900 (30-36 kW)	72-2/80			15-1001		Joint Kit	X			20	20	43,1	80	55					3
	3/80-86			15-1019		Joint Kit	X			20	20	43,1	80	55					3

Per ordinare i GIUNTI senza KIT, sostituire il primo numero dopo il precodice con 0 mantenendo invariate le ultime 3 cifre. (Es:15-1001 c/KIT=15-0001 senza KIT / 16-1001 c/KIT =16-0001 senza KIT)
 By request we supply outer and inner CVJ without KIT (Eg.:15-1001 with KIT=15-0001 without KIT / 16-1001 with KIT =16-0001 without KIT)

Legenda quote dimensionali vedi pagina I
 Legenda of dimensions see page I

												Legenda quote dimensionali vedi pagina I Legenda of dimensions see page I							
			CHASSIS	L/R	METELLI ref.	ABS	DESCRIP- TION		INFO	A	B	C	D	E	F	H	I	L	Fig
SEAT																			
128 All models	80-84			15-1019		Joint Kit	X												3
Alhambra 1.8 20v Turbo (110 kW)	8/96-			15-1389	48	Joint Kit	X												2
1.9TDi (81 kW)	8/96-			15-1389	48	Joint Kit	X	Eng. AFN											2
	8/96-		L	17-0360	48	Driveshaft		Eng. AFN							34	100	618	19	
	8/96-		R	17-0267	48	Driveshaft		Eng. AFN							34	40	555	18	
2.0 (85 kW)	8/96-			15-1389	48	Joint Kit	X	Eng. ADY											2
	8/96-		L	17-0360	48	Driveshaft		Eng. ADY							34	100	618	19	
	8/96-		R	17-0267	48	Driveshaft		Eng. ADY							34	40	555	18	
2.0 16v (110 kW)	8/96-			15-1389	48	Joint Kit	X	Eng. ABF										2	
Arosa 1.0 (37 kW)	5/97-			15-1190		Joint Kit	X	A/T+M/T											2
	5/97-		L	17-0433		Driveshaft									78		515	10	
	5/97-		R	17-0434		Driveshaft									78		736	10	
1.4 (44 kW)	5/97-			15-1190		Joint Kit	X	A/T+M/T											2
	5/97-		L	17-0433		Driveshaft									78		515	10	
	5/97-		R	17-0434		Driveshaft									78		736	10	
1.4TDi (55 kW)	1/00-			15-1190		Joint Kit	X	A/T+M/T											2
	1/00-			16-1023		Joint Kit		X	A/T+M/T										
1.7 SDi (44 kW)	8/97-			15-1190		Joint Kit	X	A/T+M/T											2
Cordoba I-II 1.6i (55 kW)	10/93-			15-1021		Joint Kit	X	M/T											2
	10/93-			16-1003		Joint Kit		X	M/T										

Per ordinare i GIUNTI senza KIT, sostituire il primo numero dopo il precodice con 0 mantenendo invariate le ultime 3 cifre. (Es.:15-1001 c/KIT=15-0001 senza KIT / 16-1001 c/KIT =16-0001 senza KIT)
 By request we supply outer and inner CVJ without KIT (Eg.:15-1001 with KIT=15-0001 without KIT / 16-1001 with KIT =16-0001 without KIT)

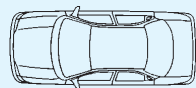


Legenda quote dimensionali vedi pagina I
 Legenda of dimensions see page I

		CHASSIS	L/R	METELLI ref.	ABS	DESCRIP-TION			INFO	A	B	C	D	E	F	H	I	L	Fig
SEAT																			
Cordoba I-II 1.6i (55 kW)	10/93-		L	17-0121		Driveshaft			M/T	22			81	92		77		560	10
	10/93-		R	17-0126		Driveshaft			M/T	22			81	92		77		755	10
1.8i, 16v (66-95 kW)	10/93-			15-1009		Joint Kit	X		A/T+M/T	22	30	53	90	49					2
	10/93-		L	16-1010B		Joint Kit		X	A/T+M/T		33		100						
	10/93-		R	16-1010A		Joint Kit		X	A/T+M/T		33		100						
	10/93-			16-0010		Joint		X	A/T+M/T		33		100						
	10/93-		L	17-0339		Driveshaft				22			90	100		78		530	10
	10/93-		R	17-0172		Driveshaft				22			90	100		78		765	10
2.0i (85 kW)	10/93-			15-1009		Joint Kit	X		M/T	22	30	53	90	49					2
	10/93-		L	16-1010B		Joint Kit		X	M/T		33		100						
	10/93-		R	16-1010A		Joint Kit		X	M/T		33		100						
	10/93-			16-0010		Joint		X	M/T		33		100						
	10/93-		L	17-0339		Driveshaft				22			90	100		78		530	10
	10/93-		R	17-0172		Driveshaft				22			90	100		78		765	10
2.0i 16v (110 kW)	8/96-6/99			15-1189		Joint Kit	X		M/T	36	30	52,8	90	40					2
	8/96-6/99		L	16-1010B		Joint Kit		X	M/T		33		100						
	8/96-6/99		R	16-1010A		Joint Kit		X	M/T		33		100						
	8/96-6/99			16-0010		Joint		X	M/T		33		100						
Cordoba, Vario I-II 1.4i (44 kW)	6/94-			15-1021		Joint Kit	X		M/T	22	30	53	81	48					2
	6/94-			16-1003		Joint Kit		X	M/T		33		92						
	6/94-		L	17-0121		Driveshaft			M/T	22			81	92		77		560	10
	6/94-		R	17-0126		Driveshaft			M/T	22			81	92		77		755	10
1.6i (55 kW)	9/96-			15-1009		Joint Kit	X		M/T	22	30	53	90	49					2
	9/96-		L	16-1010B		Joint Kit		X	M/T		33		100						

Per ordinare i GIUNTI senza KIT, sostituire il primo numero dopo il precodice con 0 mantenendo invariate le ultime 3 cifre. (Es.:15-1001 c/KIT=15-0001 senza KIT / 16-1001 c/KIT =16-0001 senza KIT)
 By request we supply outer and inner CVJ without KIT (Eg.:15-1001 with KIT=15-0001 without KIT / 16-1001 with KIT =16-0001 without KIT)

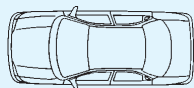
Legenda quote dimensionali vedi pagina I
Legenda of dimensions see page I



		CHASSIS	L/R	METELLI ref.	ABS	DESCRIP- TION		INFO	A	B	C	D	E	F	H	I	L	Fig
SEAT																		
Cordoba, Vario I-II																		
1.6i (55 kW)	9/96-		R	16-1010A		Joint Kit	X	M/T		33		100						
	9/96-			16-0010		Joint	X	M/T		33		100						
1.6i (74 kW)	4/96-			15-1021		Joint Kit	X	M/T	22	30	53	81	48					2
	4/96-			16-1004		Joint Kit		M/T		33		94						
	4/96-		L	17-0002		Driveshaft		M/T	22			81	94		77		538	10
	4/96-		R	17-0122		Driveshaft		M/T	22			81	92		77		775	10
1.9D, SDi (47-50 kW)	93-			15-1021		Joint Kit	X	M/T	22	30	53	81	48					2
	93-			16-1004		Joint Kit		M/T		33		94						
	10/93-		L	17-0002		Driveshaft			22			81	94		77		538	10
	10/93-		R	17-0122		Driveshaft			22			81	92		77		775	10
1.9TD, TDi (55 kW)	10/93-			15-1009		Joint Kit	X	M/T	22	30	53	90	49					2
	10/93-		L	17-0339		Driveshaft			22			90	100		78		530	10
	10/93-		R	17-0172		Driveshaft			22			90	100		78		765	10
1.9TD, TDi (66-81 kW)	10/93-			15-1009		Joint Kit	X	M/T	22	30	53	90	49					2
Ibiza I																		
1.2, i (44-47-52 kW)	1/84-4/93			15-1055		Joint Kit	X		22	20	48,1	80	55					3
1.4 (63 kW)	11/84-5/93			15-1055		Joint Kit	X	M/T	22	20	48,1	80	55					3
1.5i (65-66-74 kW)	1/84-4/93			15-1055		Joint Kit	X	M/T	22	20	48,1	80	55					3
SEAT																		
Ibiza I																		
1.7D (40-42 kW)	1/84-4/93			15-1055		Joint Kit	X	M/T	22	20	48,1	80	55					3
903 (29-32 kW)	1/86-4/93			15-1055		Joint Kit	X	M/T	22	20	48,1	80	55					3

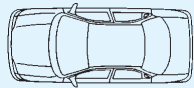
Per ordinare i GIUNTI senza KIT, sostituire il primo numero dopo il precodice con 0 mantenendo invariate le ultime 3 cifre. (Es.:15-1001 c/KIT=15-0001 senza KIT / 16-1001 c/KIT =16-0001 senza KIT)
By request we supply outer and inner CVJ without KIT (Eg.:15-1001 with KIT=15-0001 without KIT / 16-1001 with KIT =16-0001 without KIT)

Legenda quote dimensionali vedi pagina I
Legenda of dimensions see page I



		CHASSIS	L/R	METELLI ref.	ABS	DESCRIP- TION			INFO	A	B	C	D	E	F	H	I	L	Fig
SEAT Ibiza II 1.9TD (55 kW)	3/93-9/99			15-1009		Joint Kit	X			22	30	53	90	49					2
	3/93-9/99		L	16-1010B		Joint Kit		X			33		100						
	3/93-9/99		R	16-1010A		Joint Kit		X			33		100						
	3/93-9/99			16-0010		Joint		X			33		100						
	2/93-		L	17-0339		Driveshaft				22			90	100		78		530	10
	2/93-		R	17-0172		Driveshaft				22			90	100		78		765	10
2.0i (85 kW)	3/93-9/99			15-1009		Joint Kit	X		M/T	22	30	53	90	49					2
	3/93-9/99		L	16-1010B		Joint Kit		X	M/T		33		100						
	3/93-9/99		R	16-1010A		Joint Kit		X	M/T		33		100						
	3/93-9/99			16-0010		Joint		X	M/T		33		100						
	2/93-		L	17-0339		Driveshaft				22			90	100		78		530	10
	2/93-		R	17-0172		Driveshaft				22			90	100		78		765	10
Ibiza III 1.4, 16v (44-55-74 kW)	99-02			15-1021		Joint Kit	X			22	30	53	81	48					2
	99-02			15-1021		Joint Kit	X			22	30	53	81	48					2
	99-02			15-1021		Joint Kit	X			22	30	53	81	48					2
	99-02			15-1021		Joint Kit	X			22	30	53	81	48					2
	99-02			15-1009		Joint Kit	X			22	30	53	90	49					2
	99-02			15-1021		Joint Kit	X			22	30	53	81	48					2
Inca 1.4 (44 kW)	95-			15-1021		Joint Kit	X			22	30	53	81	48					2
	11/95-		L	17-0121		Driveshaft				22			81	92		77		560	10
	11/95-		R	17-0126		Driveshaft				22			81	92		77		755	10
	95-			15-1021		Joint Kit	X			22	30	53	81	48					2
	11/95-		L	17-0002		Driveshaft				22			81	94		77		538	10
	11/95-		R	17-0122		Driveshaft				22			81	92		77		775	10
1.6 (55 kW)	95-			15-1021		Joint Kit	X			22	30	53	81	48					2
	11/95-		L	17-0002		Driveshaft				22			81	94		77		538	10
	11/95-		R	17-0122		Driveshaft				22			81	92		77		775	10

Per ordinare i GIUNTI senza KIT, sostituire il primo numero dopo il precodice con 0 mantenendo invariate le ultime 3 cifre. (Es:15-1001 c/KIT=15-0001 senza KIT / 16-1001 c/KIT =16-0001 senza KIT)
By request we supply outer and inner CVJ without KIT (Eg.:15-1001 with KIT=15-0001 without KIT / 16-1001 with KIT =16-0001 without KIT)

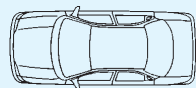


Legenda quote dimensionali vedi pagina I
 Legenda of dimensions see page I

		CHASSIS	L/R	METELLI ref.	ABS	DESCRIP-TION			INFO	A	B	C	D	E	F	H	I	L	Fig
SEAT																			
Inca																			
1.9D, SDi (47 kW)	95-			15-1021		Joint Kit	X			22	30	53	81	48					2
	11/95-		L	17-0002		Driveshaft				22			81	94		77		538	10
	11/95-		R	17-0122		Driveshaft				22			81	92		77		775	10
Leon																			
1.4 16v (55 kW)	99-			15-1241		Joint Kit	X			36	30	53	81	40					2
1.6, 16v (74 kW)	99-			15-1189		Joint Kit	X			36	30	52,8	90	40					2
1.8 20v (92 kW)	99-			15-1189		Joint Kit	X			36	30	52,8	90	40					2
1.9 TDi (66-81 kW)	99-			15-1189		Joint Kit	X			36	30	52,8	90	40					2
Malaga																			
1.2 (44-47-52 kW)	5/85-12/93			15-1055		Joint Kit	X	M/T, Mod. 023A		22	20	48,1	80	55					3
1.4, i (63-66-74 kW)	5/85-12/93			15-1055		Joint Kit	X	M/T, Mod. 023A		22	20	48,1	80	55					3
1.7D (40-42 kW)	5/85-12/93			15-1055		Joint Kit	X	M/T, Mod. 023A		22	20	48,1	80	55					3
Marbella																			
1.0 (33 kW)	1/87-12/93			15-1019		Joint Kit	X	M/T, Mod. 028A		20	20	43,1	80	55					3
1.3D (27 kW)	1/87-12/93			15-1019		Joint Kit	X	M/T, Mod. 028A		20	20	43,1	80	55					3
850 (25 kW)	1/87-12/93			15-1019		Joint Kit	X	M/T, Mod. 028A		20	20	43,1	80	55					3
900 (29 kW)	1/87-12/93			15-1019		Joint Kit	X	M/T, Mod. 028A		20	20	43,1	80	55					3
Panda																			
850 (26 kW)	3/80-85			15-1019		Joint Kit	X			20	20	43,1	80	55					3
900 (29-34 kW)	3/80-			15-1019		Joint Kit	X			20	20	43,1	80	55					3

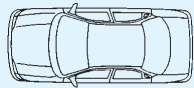
Per ordinare i GIUNTI senza KIT, sostituire il primo numero dopo il precodice con 0 mantenendo invariate le ultime 3 cifre. (Es:15-1001 c/KIT=15-0001 senza KIT / 16-1001 c/KIT =16-0001 senza KIT)
 By request we supply outer and inner CVJ without KIT (Eg.:15-1001 with KIT=15-0001 without KIT / 16-1001 with KIT =16-0001 without KIT)

Legenda quote dimensionali vedi pagina I
Legenda of dimensions see page I



		CHASSIS	L/R	METELLI ref.	ABS	DESCRIP- TION		INFO	A	B	C	D	E	F	H	I	L	Fig
SEAT																		
Ronda																		
1.2 (44-47 kW)	78-7/83			15-1002		Joint Kit	X	M/T	22	20	48,1	80	55					3
	8/83-12/86			15-1055		Joint Kit	X	M/T	22	20	48,1	80	55					3
1.4 (54-63 kW)	78-7/83			15-1002		Joint Kit	X	M/T	22	20	48,1	80	55					3
	6/82-12/86			15-1055		Joint Kit	X	M/T	22	20	48,1	80	55					3
1.5 (56 kW)	78-7/88			15-1003		Joint Kit	X		22	25	48,1	85	58					2
	78-7/80			16-1002		Joint Kit		X		25		100						
1.6, Crono (68-78 kW)	5/81-88			15-1003		Joint Kit	X		22	25	48,1	85	58					2
	5/81-88			16-1002		Joint Kit		X		25		100						
1.7D (40-41 kW)	6/82-12/86			15-1055		Joint Kit	X	M/T	22	20	48,1	80	55					3
Terra																		
1.3D, 1.4D (33-35 kW)	81-12/95			15-1019		Joint Kit	X		20	20	43,1	80	55					3
903 (29 kW)	81-12/96			15-1019		Joint Kit	X		20	20	43,1	80	55					3
Toledo I																		
1.6i (52-54-55 kW)	5/91-12/93			15-1009		Joint Kit	X	M/T	22	30	53	90	49					2
	5/91-12/93		L	16-1010B		Joint Kit		X M/T		33		100						
	5/91-12/93		R	16-1010A		Joint Kit		X M/T		33		100						
	5/91-12/93			16-0010		Joint		X M/T		33		100						
	5/91-		L	17-0339		Driveshaft			22			90	100		78		530	10
	5/91-		R	17-0172		Driveshaft			22			90	100		78		765	10
1.6i (74 kW)	11/93-3/99			15-1021		Joint Kit	X	M/T	22	30	53	81	48					2
	11/93-3/99			16-1004		Joint Kit		X M/T		33		94						
1.8 (65-66 kW)	91-12/96			15-1009		Joint Kit	X	M/T	22	30	53	90	49					2
	91-12/96		L	16-1010B		Joint Kit		X M/T		33		100						
	91-12/96		R	16-1010A		Joint Kit		X M/T		33		100						

Per ordinare i GIUNTI senza KIT, sostituire il primo numero dopo il precodice con 0 mantenendo invariate le ultime 3 cifre. (Es:15-1001 c/KIT=15-0001 senza KIT / 16-1001 c/KIT =16-0001 senza KIT)
By request we supply outer and inner CVJ without KIT (Eg.:15-1001 with KIT=15-0001 without KIT / 16-1001 with KIT =16-0001 without KIT)

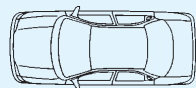


Legenda quote dimensionali vedi pagina I
 Legenda of dimensions see page I

		CHASSIS	L/R	METELLI ref.	ABS	DESCRIP-TION			INFO	A	B	C	D	E	F	H	I	L	Fig
SEAT Toledo I 1.8 (65-66 kW)	91-12/96			16-0010		Joint		X	M/T		33		100						
	5/91-		L	17-0339		Driveshaft				22			90	100		78		530	10
	5/91-		R	17-0172		Driveshaft				22			90	100		78		765	10
1.8 16v (92-98 kW)	5/91-		L	17-0339		Driveshaft				22			90	100		78		530	10
	5/91-		R	17-0172		Driveshaft				22			90	100		78		765	10
1.9D Taxi (47-50 kW)	5/91-11/95			15-1009		Joint Kit	X		M/T	22	30	53	90	49					2
	5/91-11/95		L	16-1010B		Joint Kit		X	M/T		33		100						
	5/91-11/95		R	16-1010A		Joint Kit		X	M/T		33		100						
	5/91-11/95			16-0010		Joint		X	M/T		33		100						
	5/91-		L	17-0339		Driveshaft				22			90	100		78		530	10
	5/91-		R	17-0172		Driveshaft				22			90	100		78		765	10
1.9D, SDi (47-50 kW)	12/95-3/99			15-1021		Joint Kit	X		M/T	22	30	53	81	48					2
	12/95-3/99			16-1004		Joint Kit		X	M/T		33		94						
	5/91-		L	17-0002		Driveshaft				22			81	94		77		538	10
	5/91-		R	17-0122		Driveshaft				22			81	92		77		775	10
1.9TD, TDi (55 kW)	5/91-3/99			15-1009		Joint Kit	X		M/T	22	30	53	90	49					2
	5/91-3/99		L	16-1010B		Joint Kit		X	M/T		33		100						
	5/91-3/99		R	16-1010A		Joint Kit		X	M/T		33		100						
	5/91-3/99			16-0010		Joint		X	M/T		33		100						
	5/91-		L	17-0339		Driveshaft				22			90	100		78		530	10
	5/91-		R	17-0172		Driveshaft				22			90	100		78		765	10
1.9TD, TDi (66-81 kW)	9/93-3/99			15-1009		Joint Kit	X		M/T	22	30	53	90	49					2
	5/91-3/99		L	16-1010B		Joint Kit		X	M/T		33		100						
	5/91-3/99		R	16-1010A		Joint Kit		X	M/T		33		100						
	5/91-3/99			16-0010		Joint		X	M/T		33		100						

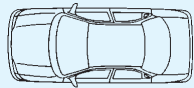
Per ordinare i GIUNTI senza KIT, sostituire il primo numero dopo il precodice con 0 mantenendo invariate le ultime 3 cifre. (Es.:15-1001 c/KIT=15-0001 senza KIT / 16-1001 c/KIT =16-0001 senza KIT)
 By request we supply outer and inner CVJ without KIT (Eg.:15-1001 with KIT=15-0001 without KIT / 16-1001 with KIT =16-0001 without KIT)

Legenda quote dimensionali vedi pagina I
Legenda of dimensions see page I



		CHASSIS	L/R	METELLI ref.	ABS	DESCRIP- TION			INFO	A	B	C	D	E	F	H	I	L	Fig
SEAT Toledo I 2.0i (85 kW)	5/91-12/96			15-1009		Joint Kit	X		M/T	22	30	53	90	49					2
	5/91-12/96		L	16-1010B		Joint Kit		X	M/T		33		100						
	5/91-12/96		R	16-1010A		Joint Kit		X	M/T		33		100						
	5/91-12/96			16-0010		Joint		X	M/T		33		100						
	5/91-		L	17-0339		Driveshaft				22			90	100		78		530	10
	5/91-		R	17-0172		Driveshaft				22			90	100		78		765	10
2.0i 16v (110 kW)	11/93-3/99			15-1189		Joint Kit	X		M/T	36	30	52,8	90	40					2
	11/93-3/99		L	16-1010B		Joint Kit		X	M/T		33		100						
	11/93-3/99		R	16-1010A		Joint Kit		X	M/T		33		100						
	11/93-3/99			16-0010		Joint		X	M/T		33		100						
Toledo II 1.4 16v (55 kW)	7/99-			15-1241		Joint Kit	X		M/T	36	30	53	81	40					2
	1.6 (74 kW)	4/99-9/00		15-1241		Joint Kit	X			36	30	53	81	40					2
		1.8 20v (92 kW)	4/99-		15-1189		Joint Kit	X			36	30	52,8	90	40				
4/99-				16-1010A		Joint Kit		X			33		100						
4/99-				16-0010		Joint		X			33		100						
1.9 TDi (66-81 kW)	4/99-			15-1189		Joint Kit	X			36	30	52,8	90	40					2
	4/99-			16-1010A		Joint Kit		X			33		100						
	4/99-			16-0010		Joint		X			33		100						
Trans 903				15-1001		Joint Kit	X			20	20	43,1	80	55					3

Per ordinare i GIUNTI senza KIT, sostituire il primo numero dopo il precodice con 0 mantenendo invariate le ultime 3 cifre. (Es:15-1001 c/KIT=15-0001 senza KIT / 16-1001 c/KIT =16-0001 senza KIT)
By request we supply outer and inner CVJ without KIT (Eg.:15-1001 with KIT=15-0001 without KIT / 16-1001 with KIT =16-0001 without KIT)

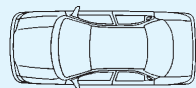


Legenda quote dimensionali vedi pagina I
 Legenda of dimensions see page I

		CHASSIS	L/R	METELLI ref.	ABS	DESCRIP-TION			INFO	A	B	C	D	E	F	H	I	L	Fig
SKODA																			
Fabia																			
1.0 (37 kW)				15-1403		Joint Kit				20	30	52	85	44					2
1.4, 16v (44-50-55 kW)				15-1403		Joint Kit				20	30	52	85	44					2
1.9 SDI (47 kW)				15-1403		Joint Kit				20	30	52	85	44					2
Favorit																			
1.3, Forman (40-42-43-44-45-50 kW)	5/89-			15-1158		Joint Kit	X		M/T, Mod. 781-785	22	22	47	83	56					2
	89-12/90		L	17-0119		Driveshaft			M/T	22		22	83	87		83	61	600	3
	1/91-		L	17-0435		Driveshaft				22		22	83	87	30	81	60,5	600	5
	89-12/90		R	17-0120		Driveshaft			M/T	22		22	83	87		83	61	860	3
	1/91-		R	17-0436		Driveshaft				22		22	83	87	30	81	60,5	868	5
Felicia I																			
1.3 (40-50 kW)	10/94-2/98			15-1158		Joint Kit	X		M/T, Mod. 791, 795	22	22	47	83	56					2
	1/95-		L	17-0435		Driveshaft				22		22	83	87	30	81	60,5	600	5
	1/95-		R	17-0436		Driveshaft				22		22	83	87	30	81	60,5	868	5
1.6 (55 kW)	8/95-2/98			15-1158		Joint Kit	X		M/T, Mod. 791, 795, 797	22	22	47	83	56					2
	1/95-		L	17-0435		Driveshaft				22		22	83	87	30	81	60,5	600	5
	1/95-		R	17-0436		Driveshaft				22		22	83	87	30	81	60,5	868	5
1.9D (47 kW)	9/96-2/98			15-1158		Joint Kit	X		M/T, Mod. 791, 795, 797	22	22	47	83	56					2
	1/95-		L	17-0435		Driveshaft				22		22	83	87	30	81	60,5	600	5
	1/95-		R	17-0436		Driveshaft				22		22	83	87	30	81	60,5	868	5
Felicia II																			
1.3 (40-43-50 kW)	3/98-			15-1158		Joint Kit	X		M/T	22	22	47	83	56					2
	1/95-		L	17-0435		Driveshaft				22		22	83	87	30	81	60,5	600	5
	1/95-		R	17-0436		Driveshaft				22		22	83	87	30	81	60,5	868	5

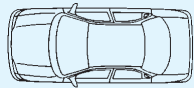
Per ordinare i GIUNTI senza KIT, sostituire il primo numero dopo il precodice con 0 mantenendo invariate le ultime 3 cifre. (Es.:15-1001 c/KIT=15-0001 senza KIT / 16-1001 c/KIT =16-0001 senza KIT)
 By request we supply outer and inner CVJ without KIT (Eg.:15-1001 with KIT=15-0001 without KIT / 16-1001 with KIT =16-0001 without KIT)

Legenda quote dimensionali vedi pagina I
Legenda of dimensions see page I



		CHASSIS	L/R	METELLI ref.	ABS	DESCRIP- TION		INFO	A	B	C	D	E	F	H	I	L	Fig
SKODA																		
Felicia II																		
1.6 (55 kW)	3/98-			15-1158		Joint Kit	X	M/T	22	22	47	83	56					2
1.9D (47 kW)	3/98-			15-1158		Joint Kit	X	M/T	22	22	47	83	56					2
Octavia, SW																		
1.6 (55 kW)	9/96-			15-1189		Joint Kit	X	A/T, Mod. 1U	36	30	52,8	90	40					2
	9/96-			15-1241		Joint Kit	X	M/T, Mod. 1U	36	30	53	81	40					2
	9/96-		L	17-0437		Driveshaft		M/T, Mod. 1U	36			90	94	30	78		398	10
	9/96-		R	17-0438		Driveshaft		M/T, Mod. 1U	36			90	94	30	78			10
1.6 (74 kW)	9/96-			15-1189		Joint Kit	X	A/T, Mod. 1U	36	30	52,8	90	40					2
	9/96-			15-1241		Joint Kit	X	M/T, Mod. 1U	36	30	53	81	40					2
1.8 20v (92 kW)	9/96-			15-1189		Joint Kit	X	M/T, Mod. 1U	36	30	52,8	90	40					2
	9/96-		L	17-0439		Driveshaft		M/T, Mod. 1U	36			90	100		78			10
	9/96-		R	17-0440		Driveshaft		M/T, Mod. 1U	36			90	100		78			10
1.8 Turbo (110 kW)	9/96-			15-1189		Joint Kit	X	M/T, Mod. 1U	36	30	52,8	90	40					2
1.9SDi (50 kW)	7/98-			15-1241		Joint Kit	X	M/T, Mod. 1U	36	30	53	81	40					2
1.9TDi (66-81 kW)	9/96-			15-1189		Joint Kit	X	M/T, Mod. 1U	36	30	52,8	90	40					2
	9/96-		L	17-0441		Driveshaft		M/T, Mod. 1U	36			90	100		78			10
	9/96-		R	17-0442		Driveshaft		M/T, Mod. 1U	36			90	100		78			10
SUBARU																		
Alcyone																		
1.8 Turbo 4WD (96-100 kW)	85-12/90			15-1077		Joint Kit	X	A/T+M/T, FWD, Mod. AX4, 7 Eng. EA82T	30	25	58	89,7	99					1
Brat																		
4WD	85-91			15-1046		Joint Kit	X	FWD, Usa	30	23	58	80	99					1

Per ordinare i GIUNTI senza KIT, sostituire il primo numero dopo il precodice con 0 mantenendo invariate le ultime 3 cifre. (Es:15-1001 c/KIT=15-0001 senza KIT / 16-1001 c/KIT =16-0001 senza KIT)
By request we supply outer and inner CVJ without KIT (Eg.:15-1001 with KIT=15-0001 without KIT / 16-1001 with KIT =16-0001 without KIT)

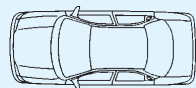


Legenda quote dimensionali vedi pagina I
 Legenda of dimensions see page I

		CHASSIS	L/R	METELLI ref.	ABS	DESCRIP-TION			INFO	A	B	C	D	E	F	H	I	L	Fig
SUBARU																			
Brat 87AC				15-1040		Joint Kit	X		Usa	30	23	52	82,3	99					1
Brumby 1.6 4WD	77-79			15-1017		Joint Kit	X		RWD, Mod. A69 Eng. EA71	30	22	52	82,3	99					1
	77-79			15-1040		Joint Kit	X		FWD, Mod. A69 Eng. EA71	30	23	52	82,3	99					1
1.8 4WD (59-60 kW)	79-92			15-1017		Joint Kit	X		RWD, Australia, Mod. JF2 Eng. EA81	30	22	52	82,3	99					1
	93-1/94			15-1040		Joint Kit	X		FWD, Australia, Mod. JF2 Eng. EA81	30	23	52	82,3	99					1
	79-82			15-1046		Joint Kit	X		FWD, Australia, Mod. JF2 Eng. EA81	30	23	58	80	99					1
Impreza I, SW 1.5	92-95			15-1247		Joint Kit	X		A/T+M/T, Mod. GC1, GF1 Eng. EJ15E	27	22	56	83	60					1
1.6, 4WD (66 kW)	92-95			15-1247		Joint Kit	X		FWD, Mod. GF3, 4, GC4 Eng. EJ16E	27	22	56	83	60					1
1.8, 4WD (70 kW)	92-95			15-1247		Joint Kit	X		FWD, Mod. GC6, GF6 GFA Eng. EJ18E	27	22	56	83	60					1
2.0 4WD Turbo (85-155 kW)	92-95			15-1247		Joint Kit	X		A/T, FWD, Mod. GC8, GF8 Eng. EJ20G	27	22	56	83	60					1
Justy I 0.7				15-1318		Joint Kit	X			24	18	50	72,3	77,5					1
1.0 (37-40 kW)	84-6/89			15-1274		Joint Kit	X		Mod. KA5 Eng. EF10	24	19	50	72,3	77,5					1
Legacy I, SW 1.8 2WD (76 kW)	11/89-3/94			15-1084		Joint Kit	X		A/T+M/T, Mod. BC2 Eng. EJ18	27	30	56	87,9	60					1
1.8 4WD (76 kW)	11/89-3/94			15-1084		Joint Kit	X		FWD, Mod. BC3, BF3 Eng. EJ18	27	30	56	87,9	60					1
2.0 (85 kW)	11/89-94			15-1084		Joint Kit	X		A/T, Mod. BC4 Eng. EJ20	27	30	56	87,9	60					1
	11/89-94			15-1151		Joint Kit	X		M/T, Mod. BC4 Eng. EJ20	27	25	56	95	60					1
2.0 4WD (85 kW)	11/89-7/94			15-1084		Joint Kit	X		A/T+M/T, FWD, Mod. BC Eng. EJ20	27	30	56	87,9	60					1

Per ordinare i GIUNTI senza KIT, sostituire il primo numero dopo il precodice con 0 mantenendo invariate le ultime 3 cifre. (Es:15-1001 c/KIT=15-0001 senza KIT / 16-1001 c/KIT =16-0001 senza KIT)
 By request we supply outer and inner CVJ without KIT (Eg.:15-1001 with KIT=15-0001 without KIT / 16-1001 with KIT =16-0001 without KIT)

Legenda quote dimensionali vedi pagina I
Legenda of dimensions see page I



CHASSIS

L/R

METELLI
ref.

ABS

DESCRIP-
TION

INFO

A

B

C

D

E

F

H

I

L

Fig

SUBARU**Legacy I, SW**

2.0 Turbo 4WD (85 kW)

11/89-7/94

15-1084

Joint Kit

X

FWD, Mod. BC4, 5, BF5, A Eng. EJ20

27

30

56

87,9

60

1

2.2 4WD (94 kW)

11/89-7/94

15-1084

Joint Kit

X

FWD, Mod. BC4-BF5-BFA Eng. EJ22

27

30

56

87,9

60

1

Legacy II, SW

1.8 (76 kW)

4/94-99

15-1247

Joint Kit

X

A/T+M/T, Eng. EJ18S Mod. BD2

27

22

56

83

60

1

1.8 4WD (76 kW)

4/94-99

15-1247

Joint Kit

X

A/T+M/T, FWD, Eng. EJ18S Mod. BD2

27

22

56

83

60

1

2.0 4WD (85 kW)

4/94-99

15-1247

Joint Kit

X

FWD, Eng. EJ20E Mod. BG5, BGA, BD5

27

22

56

83

60

1

2.2 (94 kW)

4/94-99

15-1247

Joint Kit

X

A/T, FWD, Eng. EJ22E Mod. BG7, 8

27

22

56

83

60

1

Leone I, SW

1.3 (46 kW)

3/79-84

15-1017

Joint Kit

X

M/T, Mod. AF1, 2 Eng. EA65

30

22

52

82,3

99

1

1.6 (53-54 kW)

3/79-84

15-1017

Joint Kit

X

Mod. AB2, AM1 Eng. EA71S

30

22

52

82,3

99

1

1.6 4WD (53-54 kW)

4/79-11/84

15-1040

Joint Kit

X

FWD, Mod. AF3, AM3 Eng. EA71

30

23

52

82,3

99

1

1.8 (62 kW)

3/79-84

15-1017

Joint Kit

X

Mod. AM2, AB4 Eng. EA81

30

22

52

82,3

99

1

1.8 4WD, Super, Turismo (62 kW)

4/79-11/84

15-1040

Joint Kit

X

FWD, Mod. AF5, AB5, AM5, AJ5 Eng. EA81

30

23

52

82,3

99

1

Leone II, SW

1.3 (46 kW)

12/84-11/86

15-1018

Joint Kit

X

M/T, Mod. AC, AG, AN Eng. EA65

30

22

58

80

99

1

1.6 (53-54 kW)

84-12/88

15-1018

Joint Kit

X

Mod. AA2, AP2 Eng. EA71S

30

22

58

80

99

1

1.6 4WD (53-54 kW)

12/84-12/88

15-1046

Joint Kit

X

FWD, Mod. AA3, AL3, AP3, 5 Eng. EA71

30

23

58

80

99

1

1.8 (62 kW)

1/85-12/88

15-1018

Joint Kit

X

Mod. AA4 Eng. EA82

30

22

58

80

99

1

1.8 4WD (67 kW)

12/84-12/92

15-1046

Joint Kit

X

FWD, Mod. AA5, AL5, AP5 Eng. EA82

30

23

58

80

99

1

1.8 Turbo, 4WD (90-101 kW)

12/84-12/92

15-1077

Joint Kit

X

FWD, Mod. GL10, AA, AL, AG 5, 6, 7

30

25

58

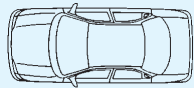
89,7

99

1

Eng. EA82T

Per ordinare i GIUNTI senza KIT, sostituire il primo numero dopo il precodice con 0 mantenendo invariate le ultime 3 cifre. (Es:15-1001 c/KIT=15-0001 senza KIT / 16-1001 c/KIT =16-0001 senza KIT)
By request we supply outer and inner CVJ without KIT (Eg.:15-1001 with KIT=15-0001 without KIT / 16-1001 with KIT =16-0001 without KIT)

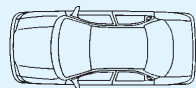




Legenda quote dimensionali vedi pagina I
 Legenda of dimensions see page I

		CHASSIS	L/R	METELLI ref.	ABS	DESCRIP-TION			INFO	A	B	C	D	E	F	H	I	L	Fig
SUBARU																			
Liberty 2.2 4WD (94 kW)				15-1084		Joint Kit	X		FWD, Australia, Mod. JF1, 2 Eng. EJ22	27	30	56	87,9	60					1
Loyale 2WD, 4WD				15-1046		Joint Kit	X		FWD, Usa	30	23	58	80	99					1
Turbo 2WD				15-1077		Joint Kit	X		Usa	30	25	58	89,7	99					1
Rex III 550				15-1319		Joint Kit	X		M/T, Mod. EN05 Eng. KP	24	18	50	72,3	77,5					1
				15-1320		Joint Kit	X		M/T, Mod. EN05 Eng. KP SPC	24	19	50	72,3	77,5					1
660				15-1319		Joint Kit	X		M/T, Mod. EN07 Eng. KH	24	18	50	72,3	77,5					1
				15-1320		Joint Kit	X		M/T, Mod. EN07 Eng. KH SPC	24	19	50	72,3	77,5					1
SVX 87LAC 4WD				15-1247		Joint Kit	X		FWD, Usa	27	22	56	83	60					1
Vortex 1.8, Turbo (96-100 kW)				15-1077		Joint Kit	X		Australia, Mod. JF1 Eng. EA82	30	25	58	89,7	99					1
XT Coupé 1.8 (71 kW)				15-1046		Joint Kit	X		Mod. DL, GL	30	23	58	80	99					1
1.8 Turbo (90-101 kW)				15-1077		Joint Kit	X		A/T+M/T, Mod. GL10	30	25	58	89,7	99					1
SUZUKI																			
Alto I 500				15-1068		Joint Kit	X		Mod. SS30, SS40 Eng. E5A, T5B, F5A	23	19	44	72	65					1

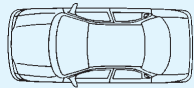
Per ordinare i GIUNTI senza KIT, sostituire il primo numero dopo il precodice con 0 mantenendo invariate le ultime 3 cifre. (Es.:15-1001 c/KIT=15-0001 senza KIT / 16-1001 c/KIT =16-0001 senza KIT)
 By request we supply outer and inner CVJ without KIT (Eg.:15-1001 with KIT=15-0001 without KIT / 16-1001 with KIT =16-0001 without KIT)

Legenda quote dimensionali vedi pagina I
Legenda of dimensions see page I



		CHASSIS	L/R	METELLI ref.	ABS	DESCRIP- TION		INFO	A	B	C	D	E	F	H	I	L	Fig
SUZUKI																		
Alto II																		
800 (29 kW)	85-92			15-1068		Joint Kit	X	Mod. SS80 Eng. F8A, Y64	23	19	44	72	65					1
800 71 LAC	86-89			15-1117		Joint Kit	X		23	18	44	68	65					1
Alto III																		
0.6, 4WD (47 kW)	11/94-			15-1068		Joint Kit	X	M/T, FWD, Mod. 11S, V Eng. F6, K6A	23	19	44	72	65					1
1.0 (39-43 kW)	96-			15-1361		Joint Kit	X	Inc. Magyar, Mot. G10B	23	20	49	71	68					3
1.3 (50-52-60 kW)	96-			15-1360		Joint Kit	X	Inc. Magyar, Eng. G13B	23	20	49	71	68					2
1.3 Sedan (50-52-60 kW)	96-			15-1362		Joint Kit	X	Inc. Magyar, Eng. G13B	23	20	49	76	68					3
Baleno																		
1.3 (52 kW)	95-			15-1365		Joint Kit	X	Eng. G13B	25	19	49	69	51					2
GT1	1/90-			15-1266		Joint Kit	X		25	21	49	74	51					1
Cervo - Fronte																		
500	79-84			15-1068		Joint Kit	X	Mod. SS30, SS40 Eng. E5A, T5B, F5A	23	19	44	72	65					1
660, 4WD (47 kW)	11/94-			15-1068		Joint Kit	X	M/T, FWD, Mod. 11S, V Eng. F6, K6A	23	19	44	72	65					1
800 (29 kW)	85-92			15-1080		Joint Kit	X	Mod. SS80 Eng. F8A, Y64	23	19	44	72	65					1
800 71LAC	86-89			15-1117		Joint Kit	X		23	18	44	68	65					1
Cultus - Forsa I																		
1.0 (37-40 kW)	84-86			15-1080		Joint Kit	X	A/T+M/T, Mod. SA310 Eng. G10A	23	19	44	72	65					1
1.3 (47-50-54 kW)	84-88			15-1080		Joint Kit	X	Mod. SA410, AA33, 53, AB33, 53 Eng. G13A	23	19	44	72	65					1
Cultus - Forsa II																		
1.3, 4WD, GTi (50-52-74 kW)	88-			15-1114		Joint Kit	X	A/T+M/T, FWD, Mod. AA34 Eng. G13A, B	23	19	49	71,5	66					1

Per ordinare i GIUNTI senza KIT, sostituire il primo numero dopo il precodice con 0 mantenendo invariate le ultime 3 cifre. (Es.:15-1001 c/KIT=15-0001 senza KIT / 16-1001 c/KIT =16-0001 senza KIT)
By request we supply outer and inner CVJ without KIT (Eg.:15-1001 with KIT=15-0001 without KIT / 16-1001 with KIT =16-0001 without KIT)

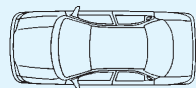


Legenda quote dimensionali vedi pagina I
 Legenda of dimensions see page I

		CHASSIS	L/R	METELLI ref.	ABS	DESCRIPTION			INFO	A	B	C	D	E	F	H	I	L	Fig
SUZUKI																			
Esteem 1.3 (52 kW)	95-			15-1365		Joint Kit	X		Eng. G13B	25	19	49	69	51					2
Mighty Boy 500	80-90			15-1080		Joint Kit	X		Australia, Mod. SS40T, ST31 Eng. F5	23	19	44	72	65					1
Plusa 1.6	88-			15-1149		Joint Kit	X		Usa	25	22	49	79	51					1
Samurai All models	86-95			15-1080		Joint Kit	X			23	19	44	72	65					1
Swift I 1.0 (37 kW)	10/83-12/89			15-1080		Joint Kit	X		A/T+M/T, Mod. SA310 Eng. G10A OHC	23	19	44	72	65					1
1.3 (51 kW)	10/83-8/89			15-1080		Joint Kit	X		Mod. SA410, AA, AB33, 53 Eng. G13A, B	23	19	44	72	65					1
Swift II 1.0	90-93			15-1149		Joint Kit	X		A/T, Usa, 82LAC DOHC	25	22	49	79	51					1
1.0 (37 kW)	9/89-96			15-1114		Joint Kit	X		Mod. AB34, SF310 Eng. G10A OHC	23	19	49	71,5	66					1
1.3 (50 kW)	89-96			15-1068		Joint Kit	X		Australia, Mod. SAEA Eng. G13A	23	19	44	72	65					1
	89-96			15-1114		Joint Kit	X		A/T+M/T, Design: NTN, Eng. G13A	23	19	49	71,5	66					1
1.3 16v (50 kW)	89-96			15-1149		Joint Kit	X		A/T+M/T, Eng. G13A DOHC	25	22	49	79	51					1
1.3 16v GTi (74 kW)	89-96			15-1149		Joint Kit	X		A/T, Eng. G13B DOHC	25	22	49	79	51					1
1.3 4WD (50-52 kW)	89-96			15-1114		Joint Kit	X		M/T, FWD, Eng. G13A	23	19	49	71,5	66					1
1.6 (59-60 kW)	88-96			15-1252		Joint Kit	X		A/T+M/T, Mod. AH14 Eng. G16A	23	22	49	75,6	66					1

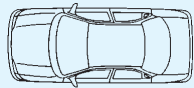
Per ordinare i GIUNTI senza KIT, sostituire il primo numero dopo il precodice con 0 mantenendo invariate le ultime 3 cifre. (Es.:15-1001 c/KIT=15-0001 senza KIT / 16-1001 c/KIT =16-0001 senza KIT)
 By request we supply outer and inner CVJ without KIT (Eg.:15-1001 with KIT=15-0001 without KIT / 16-1001 with KIT =16-0001 without KIT)

Legenda quote dimensionali vedi pagina I
Legenda of dimensions see page I



		CHASSIS	L/R	METELLI ref.	ABS	DESCRIP- TION	INFO	A	B	C	D	E	F	H	I	L	Fig
SUZUKI																	
Swift III																	
1.0 (39 kW)	4/96-99			15-1361		Joint Kit	X A/T, FWD, Eng. EJ22E Mod. BG7, 8	23	20	49	71	68					3
1.3 (50-52-60 kW)	96-			15-1360		Joint Kit	X Inc. Magyar, Eng. G13B	23	20	49	71	68					2
	96-			15-1362		Joint Kit	X Inc. Magyar, Eng. G13B, Sedan, Cabrio	23	20	49	76	68					3
Vitara																	
1.6 (59-60 kW)	7/88-1/95			15-1380		Joint Kit	X M/T	26	22	48	79	115,4					1
Vitara Cabrio																	
1.6 (59 kW)	7/88-1/95			15-1380		Joint Kit	X M/T	26	22	48	79	115,4					1
1.6 16v (71 kW)	7/90-3/99			15-1380		Joint Kit	X M/T	26	22	48	79	115,4					1
Wagon R																	
0.6 4WD (47 kW)	93-			15-1068		Joint Kit	X M/T, FWD, Mod. CT21S Eng. F6A	23	19	44	72	65					1
TOYOTA																	
Camry																	
1.8 (66 kW)	1/83-2/89			15-1070		Joint Kit	X M/T, Mod. SV10, CV20, 10, 11 Eng. 1S-LU, ILU, 1C-TL	26	24	56	85	60					2
1.8TD (55 kW)	1/84-12/85			15-1070		Joint Kit	X Mod. CV10 Eng. 1C-T	26	24	56	85	60					2
2.0 (89 kW)	87-91			15-1070		Joint Kit	X M/T, Mod. SV11, 21, CV21, 20, VZV20 Eng. 2S-ELU, 3S-FE, 2C-TO, 1VZ-FE	26	24	56	85	60					2
	91-			15-1207		Joint Kit	X Mod. SV32, 33 Eng. 3S-FE	26	27	56	89,5	59					2
	93-			15-1339		Joint Kit	X A/T	26	27	56	90	56					2

Per ordinare i GIUNTI senza KIT, sostituire il primo numero dopo il precodice con 0 mantenendo invariate le ultime 3 cifre. (Es:15-1001 c/KIT=15-0001 senza KIT / 16-1001 c/KIT =16-0001 senza KIT)
By request we supply outer and inner CVJ without KIT (Eg.:15-1001 with KIT=15-0001 without KIT / 16-1001 with KIT =16-0001 without KIT)

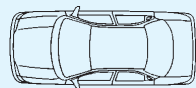


Legenda quote dimensionali vedi pagina I
 Legenda of dimensions see page I

		CHASSIS	L/R	METELLI ref.	ABS	DESCRIPTION			INFO	A	B	C	D	E	F	H	I	L	Fig
TOYOTA Camry 2.0 16v (94 kW)	87-91			15-1070		Joint Kit	X		M/T, Mod. SV11, 21, CV21, 20, VZV20 Eng. 2S-ELU, 3S-FE, 2C-TO, 1VZ-FE	26	24	56	85	60					2
	91-			15-1207		Joint Kit	X		Mod. SV32, 33 Eng. 3S-FE	26	27	56	89,5	59					2
2.0TD (63 kW)	1/86-8/91			15-1070		Joint Kit	X		A/T+M/T, Mod. CV11, 20 Eng. 2C-T	26	24	56	85	60					2
2.2 (96 kW)	91-96			15-1207		Joint Kit	X		M/T, Incl. Japan, Mod. SXV10, 20 Eng. 5SFE	26	27	56	89,5	59					2
	93-			15-1339		Joint Kit	X		A/T	26	27	56	90	56					2
2.2 16v (100 kW)	91-96			15-1207		Joint Kit	X		M/T, Incl. Japan, Mod. SXV10, 20 Eng. 5SFE	26	27	56	89,5	59					2
3.0 24v V6, SW (138 kW)	6/91-8/96			15-1326		Joint Kit	X		A/T+M/T, Mod. VCV10 Eng. 3VZ-FE	30	34	56	94,3						2
	6/91-8/96			15-1325	48	Joint Kit	X		A/T+M/T, Mod. VCV10 Eng. 3VZ-FE	30	34	56	94,3						2
4 Cyl.	88-91			15-1334		Joint Kit	X		A/T, Usa	26	30	56	87	60					2
Carina II (T15) 1.6 (55-62-63 kW)	84-88			15-1030		Joint Kit	X		A/T+M/T, Mod. AT151 Eng. 4A-ELU	26	23	56	82	60					2
	83-88			15-1070		Joint Kit	X		A/T+M/T, Mod. ST150 Eng. 1S-L	26	24	56	85	60					2
	83-88			15-1070		Joint Kit	X		A/T+M/T, Mod. CT150, 151 Eng. 2C-L	26	24	56	85	60					2
Carina II, SW (T17) 1.6 (66-72-75 kW)	88-5/90			15-1030		Joint Kit	X		A/T+M/T, Mod. AT171 Eng. 4A-FE, GE	26	23	56	82	60					2
	6/90-1/91			15-1030		Joint Kit	X		A/T, Mod. AT171 Eng. 4A-FE, GE	26	23	56	82	60					2
	6/90-8/92			15-1070		Joint Kit	X		M/T, Mod. AT171 Eng. 4A-FE, GE	26	24	56	85	60					2
	2/91-8/92			15-1346		Joint Kit	X		A/T, Mod. AT171 Eng. 4A-FE, GE	26	23	56	83	61					2
	2/91-8/92			15-1347	48	Joint Kit	X		A/T, Mod. AT171 Eng. 4A-FE, GE	26	23	56	89	60,5					2
2.0 (89 kW)	12/87-2/92			15-1070		Joint Kit	X		A/T+M/T, Mod. ST171 Eng. 3S-FE	26	24	56	85	60					2
	12/87-2/92			15-1134		Joint Kit	X		A/T+M/T, Mod. ST171 Eng. 3S-GE	26	25	56	89,5	60					2
2.0D (54 kW)	12/87-2/92			15-1070		Joint Kit	X		A/T+M/T, Mod. CT170 Eng. 2C	26	24	56	85	60					2
	12/87-2/92			15-0351	48	Joint	X		A/T+M/T, Mod. CT170 Eng. 2C	26	24	56	89	61					2

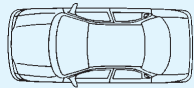
Per ordinare i GIUNTI senza KIT, sostituire il primo numero dopo il precodice con 0 mantenendo invariate le ultime 3 cifre. (Es:15-1001 c/KIT=15-0001 senza KIT / 16-1001 c/KIT =16-0001 senza KIT)
 By request we supply outer and inner CVJ without KIT (Eg.:15-1001 with KIT=15-0001 without KIT / 16-1001 with KIT =16-0001 without KIT)

Legenda quote dimensionali vedi pagina I
Legenda of dimensions see page I



		CHASSIS	L/R	METELLI ref.	ABS	DESCRIP- TION		INFO	A	B	C	D	E	F	H	I	L	Fig
TOYOTA																		
Carina E (T19) 1.6 (73-79 kW)	2/92-9/97			15-1346		Joint Kit	X	A/T+M/T, Mod. AT190 Eng. 4A-FE	26	23	56	83	61					2
	2/92-9/97			15-1347	48	Joint Kit	X	A/T+M/T, Mod. AT190 Eng. 4A-FE	26	23	56	89	60,5					2
1.8 (79 kW)	2/92-1/96			15-1070		Joint Kit	X	A/T+M/T, Mod. ST190 Eng. 4S-FE	26	24	56	85	60					2
	1/96-9/97			15-1346		Joint Kit	X	A/T+M/T, Mod. ST190 Eng. 4S-FE	26	23	56	83	61					2
	1/96-9/97			15-1347	48	Joint Kit	X	A/T+M/T, Mod. ST190 Eng. 4S-FE	26	23	56	89	60,5					2
2.0 (93-98 kW)	2/92-1/96			15-1070		Joint Kit	X	A/T+M/T, Mod. ST191 Eng. 3S-FE	26	24	56	85	60					2
2.0D (54 kW)	2/92-1/96			15-1070		Joint Kit	X	A/T+M/T, Mod. CT190 Eng. 2C	26	24	56	85	60					2
Celica (RA6) 1.6 16v (91 kW)	12/83-11/85			15-1030		Joint Kit	X	M/T, Mod. AA63, RA6 Eng. 4A-GEU	26	23	56	82	60					2
	81-89			15-1346		Joint Kit	X	A/T, Eng. 4A-GELU Mod. AT170	26	23	56	83	61					2
	81-89			15-1347	48	Joint Kit	X	A/T, Eng. 4A-GELU Mod. AT170	26	23	56	89	60,5					2
Celica (T16) 1.6 (63 kW)	12/85-11/89			15-1070		Joint Kit	X	Mod. AT160, ST162 Eng. 4A-GELU, GELC	26	24	56	85	60					2
	8/85-8/89			15-1070		Joint Kit	X	Mod. ST160, 163 Eng. 1S-LU, ELU	26	24	56	85	60					2
2.0 (103 kW)	1/86-12/89			15-1134		Joint Kit	X	Mod. ST162, 171, AT163 Eng. 3S-GELU	26	25	56	89,5	60					2
Celica (T18) 2.0 GTi (115 kW)	1/90-1/91			15-1070		Joint Kit	X	A/T, Mod. ST182, 183 Eng. 3S-GELU	26	24	56	85	60					2
	2/91-3/94			15-1207		Joint Kit	X	M/T, Mod. ST182, 183 Eng. 3S-GE	26	27	56	89,5	59					2
	1/90-1/91			15-1206	90	Joint Kit	X	M/T, Mod. ST182, 183 Eng. 3S-GE	25	23	55,3	88	46					2
2.0 GTS 95AC/LAC	88-91			15-1078		Joint Kit	X	Usa	26	29	56	84	59,5					3
2.0 Turbo 4WD (150-153 kW)	89-			15-1393	48	Joint Kit	X	FWD, Eng. 3SGTE Mod. ST185	26	27	56	96	60					2

Per ordinare i GIUNTI senza KIT, sostituire il primo numero dopo il precodice con 0 mantenendo invariate le ultime 3 cifre. (Es:15-1001 c/KIT=15-0001 senza KIT / 16-1001 c/KIT =16-0001 senza KIT)
By request we supply outer and inner CVJ without KIT (Eg.:15-1001 with KIT=15-0001 without KIT / 16-1001 with KIT =16-0001 without KIT)

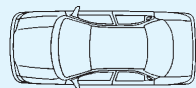


Legenda quote dimensionali vedi pagina I
Legenda of dimensions see page I

		CHASSIS	L/R	METELLI ref.	ABS	DESCRIP-TION			INFO	A	B	C	D	E	F	H	I	L	Fig
TOYOTA																			
Corolla (E8), SW 1.3 (51-55-60 kW)	8/83-85			15-1030		Joint Kit	X		M/T, Mod. AT150, AE80, EE80, 82, E8B Eng. 2ALU, 2E, 2A	26	23	56	82	60					2
1.6	88-91			15-1078		Joint Kit	X		Usa, Mod. AE82	26	29	56	84	59,5					3
1.6, GTi (66-77-91-92 kW)	87-92			15-1030		Joint Kit	X		A/T, Mod. AE80, 81, 82, EE80 Eng. 4A-L,F,FE,C, GE	26	23	56	82	60					2
	87-4/92			15-1070		Joint Kit	X		M/T, Mod. AE80, 81, 82, EE80 Eng. 4A-L,F,FE,C, GE	26	24	56	85	60					2
1.8D (43-47-49 kW)	8/83-1/91			15-1070		Joint Kit	X		M/T, Mod. CE80, E8B Eng. 1C-L	26	24	56	85	60					2
	2/91-8/92			15-1347	48	Joint Kit	X		M/T, Mod. CE80, E8B Eng. 1C-L	26	23	56	89	60,5					2
Coupé DX, SR5	88-91			15-1030		Joint Kit	X		Usa	26	23	56	82	60					2
FX	87-89			15-1078		Joint Kit	X		A/T+M/T, Usa	26	29	56	84	59,5					3
Corolla (E9), SW																			
1.3 (49-55 kW)	8/87-9/91			15-1070		Joint Kit	X		Mod. EE96 Eng. 2E	26	24	56	85	60					2
1.6 4WD (66-77 kW)	88-91			15-1070		Joint Kit	X		M/T, FWD, Mod. AE92, 95 Eng. 4A-GE, FE	26	24	56	85	60					2
1.6, GTi (66-77-92 kW)	87-3/92			15-1030		Joint Kit	X		A/T, Mod. AE92, EE90 Eng. 4A-L, F, FE, C, GE	26	23	56	82	60					2
	87-4/92			15-1070		Joint Kit	X		M/T, Mod. AE92, EE90 Eng. 4A-L, F, FE, C, GE	26	24	56	85	60					2
	87-4/92			15-0351	48	Joint	X		M/T, Mod. AE92, EE90 Eng. 4A-L, F, FE, C, GE	26	24	56	89	61					2
1.8D (43-47-49 kW)	8/87-1/91			15-1070		Joint Kit	X		M/T, Mod. CE90 Eng. 1C-L	26	24	56	85	60					2
	2/91-8/92			15-1347	48	Joint Kit	X		M/T, Mod. CE90 Eng. 1C-L	26	23	56	89	60,5					2
	8/87-1/91			15-0351	48	Joint	X		M/T, Mod. CE90 Eng. 1C-L	26	24	56	89	61					2
Coupé DX, SR5	88-91			15-1030		Joint Kit	X		Usa	26	23	56	82	60					2
FX	87-89			15-1078		Joint Kit	X		A/T+M/T, Usa	26	29	56	84	59,5					3

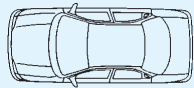
Per ordinare i GIUNTI senza KIT, sostituire il primo numero dopo il precodice con 0 mantenendo invariate le ultime 3 cifre. (Es:15-1001 c/KIT=15-0001 senza KIT / 16-1001 c/KIT =16-0001 senza KIT)
By request we supply outer and inner CVJ without KIT (Eg.:15-1001 with KIT=15-0001 without KIT / 16-1001 with KIT =16-0001 without KIT)

Legenda quote dimensionali vedi pagina I
Legenda of dimensions see page I



		CHASSIS	L/R	METELLI ref.	ABS	DESCRIP- TION		INFO	A	B	C	D	E	F	H	I	L	Fig
TOYOTA																		
Corolla (E10), SW																		
1.3, 16v (55-65 kW)	9/92-95			15-1346		Joint Kit	X	Mod. EE101 Eng. 4E-FE	26	23	56	83	61					2
	9/92-95			15-1347	48	Joint Kit	X	Mod. EE101 Eng. 4E-FE	26	23	56	89	60,5					2
1.6 (84 kW)	9/92-95			15-1346		Joint Kit	X	Mod. AE100, 101 Eng. 4A-FE	26	23	56	83	61					2
	9/92-95			15-1347	48	Joint Kit	X	Mod. AE100, 101 Eng. 4A-FE	26	23	56	89	60,5					2
	9/92-95			15-1352	48	Joint Kit	X	Design Saginaw, Mod. AE100, 101 Eng. 4A-FE	26	29	56	92	59,5					3
2.0D (53 kW)	9/92-95			15-1346		Joint Kit	X	Mod. CE100, 104 Eng. 2C	26	23	56	83	61					2
	9/92-95			15-1347	48	Joint Kit	X	Mod. CE100, 104 Eng. 2C	26	23	56	89	60,5					2
2.0D 4WD (53 kW)	91-95			15-1346		Joint Kit	X	FWD, Mod. CE109 Eng. 2C	26	23	56	83	61					2
Corolla (E11)																		
1.4 (63 kW)	97-00			15-1346		Joint Kit	X		26	23	56	83	61					2
	97-00			15-1347	48	Joint Kit	X		26	23	56	89	60,5					2
1.6 (79-81 kW)	97-00			15-1346		Joint Kit	X	A/T	26	23	56	83	61					2
	97-00			15-1347	48	Joint Kit	X	A/T	26	23	56	89	60,5					2
Corona																		
1.6 (55 kW)	8/83-88			15-1030		Joint Kit	X	Mod. AE80, 81 Eng. 4ALU	26	23	56	82	60					2
	84-3/88			15-1070		Joint Kit	X	Mod. AT151, AT160 Eng. 4A-L	26	24	56	85	60					2
1.6 (85 kW)	83-89			15-1346		Joint Kit	X	A/T, Mod. AT170 Eng. 4A-GELU	26	23	56	83	61					2
	83-89			15-1347	48	Joint Kit	X	A/T, Mod. AT170 Eng. 4A-GELU	26	23	56	89	60,5					2
1.8 (74 kW)	1/82-88			15-1070		Joint Kit	X	Mod. CE80, ST150 Eng. 1S-EL	26	24	56	85	60					2
1.8D (43 kW)	1/82-1/84			15-1030		Joint Kit	X	Mod. CA60D Eng. 1C	26	23	56	82	60					2
2.0 (89 kW)	87-92			15-1134		Joint Kit	X	Mod. AT160, 162, 163 Eng. 3S-GE, 3S-FE	26	25	56	89,5	60					2
2.0D (50 kW)	2/84-12/90			15-1070		Joint Kit	X	A/T+M/T, Mod. CT151 Eng. 2C-L	26	24	56	85	60					2
	1/91-3/92			15-1347	48	Joint Kit	X	A/T+M/T, Mod. CT151 Eng. 2C-L	26	23	56	89	60,5					2

Per ordinare i GIUNTI senza KIT, sostituire il primo numero dopo il precodice con 0 mantenendo invariate le ultime 3 cifre. (Es.:15-1001 c/KIT=15-0001 senza KIT / 16-1001 c/KIT =16-0001 senza KIT)
By request we supply outer and inner CVJ without KIT (Eg.:15-1001 with KIT=15-0001 without KIT / 16-1001 with KIT =16-0001 without KIT)

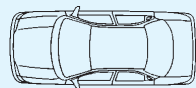


Legenda quote dimensionali vedi pagina I
 Legenda of dimensions see page I

		CHASSIS	L/R	METELLI ref.	ABS	DESCRIP- TION	INFO	A	B	C	D	E	F	H	I	L	Fig
TOYOTA																	
Hilux																	
3.4D (91 kW)		1/86-		15-0217		Joint	X M/T, FWD, Mod. BJ70, 73, 74 Eng. 13B	30	27	61,76	92,4	36					2
3.5 (85 kW)		90-		15-0217		Joint	X Mod. J77 Eng. 1PZ	30	27	61,76	92,4	36					2
4.0 (114-115 kW)		90-		15-0217		Joint	X Mod. J80 Eng. 3FE	30	27	61,76	92,4	36					2
4.0D (74-77 kW)		10/81-1/88		15-0217		Joint	X M/T, FWD, Mod. HJ60 Eng. 2H	30	27	61,76	92,4	36					2
4.0TD (100 kW)		8/87-12/89		15-0217		Joint	X Mod. HJ61 Eng. 12HT	30	27	61,76	92,4	36					2
4.2 (96-99 kW)		1/84-12/86		15-0217		Joint	X M/T, FWD, Mod. FJ, HJ62 Eng. 3F	30	27	61,76	92,4	36					2
4.2 4WD (96 kW)		90-		15-0217		Joint	X FWD, Mod. J73, 81 Eng. 1HZ	30	27	61,76	92,4	36					2
4.2TD (118 kW)		10/89-		15-0218		Joint	X Mod. J80, 81 Eng. 1HZ, 1HDT	30	24	57	104,6	38,7					2
Landcruiser I																	
3.4D (91 kW)		1/86-		15-0217		Joint	X M/T, FWD, Mod. BJ70, 73, 74 Eng. 13B	30	27	61,76	92,4	36					2
4.0D (74-77 kW)		10/81-1/88		15-0217		Joint	X M/T, FWD, Mod. HJ60 Eng. 2H	30	27	61,76	92,4	36					2
4.0TD (100 kW)		8/87-12/89		15-0217		Joint	X Mod. HJ61 Eng. 12HT	30	27	61,76	92,4	36					2
4.2 4WD		1/84-12/86		15-0217		Joint	X M/T, FWD, Mod. FJ, HJ62 Eng. 3F	30	27	61,76	92,4	36					2
Landcruiser II																	
3.5 (85 kW)		90-		15-0217		Joint	X Mod. J77 Eng. 1PZ	30	27	61,76	92,4	36					2
4.0 (114-115 kW)		90-		15-0217		Joint	X Mod. J80 Eng. 3FE	30	27	61,76	92,4	36					2
4.2 (96-99 kW)		90-		15-0217		Joint	X Mod. J73, 81 Eng. 1HZ	30	27	61,76	92,4	36					2
4.2TD (118 kW)		10/89-		15-0218		Joint	X Mod. J80, 81 Eng. 1HZ, 1HDT	30	24	57	104,6	38,7					2
4.5 24v V6 (158 kW)		94-		15-1386		Joint Kit	X Eng. 1FZFE Mod. FZJ80	30	24	59	104,5	176					2
Levin Trueno																	
1.5 (66 kW)		87-91		15-1346		Joint Kit	X Mod. AE91 Eng. 5A-F, FE, FHE	26	23	56	83	61					2
		87-91		15-1347	48	Joint Kit	X Mod. AE91 Eng. 5A-F, FE, FHE	26	23	56	89	60,5					2
1.6 (85-92 kW)		87-91		15-1070		Joint Kit	X M/T, Mod. AE92 Eng. 4A-GE	26	24	56	85	60					2

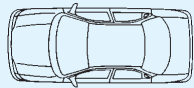
Per ordinare i GIUNTI senza KIT, sostituire il primo numero dopo il precodice con 0 mantenendo invariate le ultime 3 cifre. (Es:15-1001 c/KIT=15-0001 senza KIT / 16-1001 c/KIT =16-0001 senza KIT)
 By request we supply outer and inner CVJ without KIT (Eg.:15-1001 with KIT=15-0001 without KIT / 16-1001 with KIT =16-0001 without KIT)

Legenda quote dimensionali vedi pagina I
Legenda of dimensions see page I



		CHASSIS	L/R	METELLI ref.	ABS	DESCRIP- TION		INFO	A	B	C	D	E	F	H	I	L	Fig
TOYOTA																		
Levin Trueno 1.6 (85-92 kW)	87-91			15-1346		Joint Kit	X	A/T, Mod. AE92 Eng. 4A-GE	26	23	56	83	61					2
	87-91			15-1347	48	Joint Kit	X	A/T, Mod. AE92 Eng. 4A-GE	26	23	56	89	60,5					2
MR2 All models	86-			15-1030		Joint Kit	X	A/T, Usa	26	23	56	82	60					2
	85-			15-1070		Joint Kit	X	RWD, Usa	26	24	56	85	60					2
Previa I	91-93			15-1207		Joint Kit	X	Usa	26	27	56	89,5	59					2
Rav4 I 2.0 (89-98 kW)	94-			15-1070		Joint Kit	X	A/T+M/T, Mod. SXA10G, 11G Eng. 3S-FE	26	24	56	85	60					2
	94-			15-0351	48	Joint	X	A/T+M/T, Mod. SXA10G, 11G Eng. 3S-FE	26	24	56	89	61					2
Scepter 2.2 (93-103 kW)	11/92-			15-1339		Joint Kit	X	Mod. SXV10, SVX15W Eng. 5S-FE	26	27	56	90	56					2
3.0 (138 kW)	7/92-			15-1339		Joint Kit	X	Mod. VCV 10, 15W, 15 Eng. 3VZ-FE	26	27	56	90	56					2
Sprinter 1.3 (51-55 kW)	83-85			15-1030		Joint Kit	X	Mod. AT150, EE80 Eng. 2ALU, 2ELU	26	23	56	82	60					2
1.5 (52 kW)	83-85			15-1030		Joint Kit	X	Mod. AT151 Eng. 3ALU	26	23	56	82	60					2
1.6 (62-63 kW)	83-85			15-1030		Joint Kit	X	Mod. AE80, 81 Eng. 4ALU	26	23	56	82	60					2
1.8D (47 kW)	83-85			15-1070		Joint Kit	X	Mod. CE80 Eng. 1CL	26	24	56	85	60					2
2.0D (50-54 kW)	83-85			15-1070		Joint Kit	X	Mod. CT151 Eng. 2CL	26	24	56	85	60					2

Per ordinare i GIUNTI senza KIT, sostituire il primo numero dopo il precodice con 0 mantenendo invariate le ultime 3 cifre. (Es:15-1001 c/KIT=15-0001 senza KIT / 16-1001 c/KIT =16-0001 senza KIT)
By request we supply outer and inner CVJ without KIT (Eg.:15-1001 with KIT=15-0001 without KIT / 16-1001 with KIT =16-0001 without KIT)

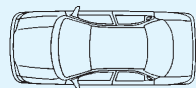


Legenda quote dimensionali vedi pagina I
 Legenda of dimensions see page I

		CHASSIS	L/R	METELLI ref.	ABS	DESCRIPTION			INFO	A	B	C	D	E	F	H	I	L	Fig
TOYOTA																			
Starlet (P7)																			
1.0 (40 kW)				15-1253		Joint Kit	X		Mod. EP70L Eng. 1EL	23	23	56	80	51					2
1.3 (55 kW)				15-1253		Joint Kit	X		Mod. EP71L Eng. 2ELC	23	23	56	80	51					2
1.4D (40 kW)				15-1253		Joint Kit	X		Mod. NP70L Eng. 1N	23	23	56	80	51					2
Starlet (P8)																			
1.0 (40 kW)				15-1271		Joint Kit	X		M/T, Mod. EP80 Eng. 1E	23	21	56	77	57,5					2
1.5 (40 kW)				15-1253		Joint Kit	X		A/T+M/T, Mod. NP80 Eng. 1N DSL	23	23	56	80	51					2
Tercel																			
1.3 (48 kW)				15-1030		Joint Kit	X		Mod. AL11, 20 Eng. 2A	26	23	56	82	60					2
1.4 4WD (50 kW)				15-1030		Joint Kit	X		FWD, Mod. AL25 Eng. 3AC	26	23	56	82	60					2
1.5				15-1030		Joint Kit	X		Usa	26	23	56	82	60					2
Vista																			
1.8 (54-66 kW)				15-1070		Joint Kit	X		Mod. 10, 11, 20 Eng. 1S-LU, 1LU, 1C-TL	26	24	56	85	60					2
2.0 (61-63-73-89-98 kW)				15-1070		Joint Kit	X		Mod. 11, 21, 20 Eng. 2S-ELU, 3S-FE, 2C-TO, 1VZ-FE	26	24	56	85	60					2
3.0, SW (138 kW)				15-1326		Joint Kit	X		A/T+M/T, Mod. VCV10 Eng. 3VZ-FE	30	34	56	94,3						2
				15-1325	48	Joint Kit	X		A/T+M/T, Mod. VCV10 Eng. 3VZ-FE	30	34	56	94,3						2
Yaris																			
1.0 (50 kW)				15-1392		Joint Kit	X			24	26	58	77	56					2

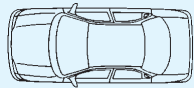
Per ordinare i GIUNTI senza KIT, sostituire il primo numero dopo il precodice con 0 mantenendo invariate le ultime 3 cifre. (Es:15-1001 c/KIT=15-0001 senza KIT / 16-1001 c/KIT =16-0001 senza KIT)
 By request we supply outer and inner CVJ without KIT (Eg.:15-1001 with KIT=15-0001 without KIT / 16-1001 with KIT =16-0001 without KIT)

Legenda quote dimensionali vedi pagina I
Legenda of dimensions see page I



		CHASSIS	L/R	METELLI ref.	ABS	DESCRIP- TION	INFO	A	B	C	D	E	F	H	I	L	Fig
VAUXHALL																	
Astra D 1.2 (44 kW)	81-7/84	C-000091-D-999999		15-1007		Joint Kit	X	22	22	52	81	57					3
	79-7/84	-D-999999		16-1008		Joint Kit	X	22	22	34,95	84						
1.3 (55 kW)	81-7/84	C-000091-D-999999		15-1007		Joint Kit	X	22	22	52	81	57					3
	79-7/84	-D-999999		16-1008		Joint Kit	X	22	22	34,95	84						
1.6 S (66 kW)	8/81-7/84			15-1008		Joint Kit	X	33	25	52,35	90	59					3
	8/84-86			16-1006		Joint Kit	X	34	22	34,95	84						
1.6D (40 kW)	8/81-7/84	C-000001-D-999999		15-1008		Joint Kit	X	33	25	52,35	90	59					3
1.8 E (86 kW)	8/81-7/84	C-000001-D-999999		15-1008		Joint Kit	X	33	25	52,35	90	59					3
Astra E																	
1.2 (44 kW)	9/84-91	F-000001-		15-1007		Joint Kit	X	22	22	52	81	57					3
	9/84-91	F-000001-		15-1056	29	Joint Kit	X	22	22	52	81	57					3
	9/84-91	F-000001-		16-1008		Joint Kit	X	22	22	34,95	84						
1.3 (55 kW)	9/84-91	F-000001-		15-1007		Joint Kit	X	22	22	52	81	57					3
	9/84-91	F-000001-		15-1056	29	Joint Kit	X	22	22	52	81	57					3
	9/84-91	F-000001-		16-1008		Joint Kit	X	22	22	34,95	84						
1.4 (44-56 kW)	9/84-91	F-000001-		15-1007		Joint Kit	X	22	22	52	81	57					3
	90-91			15-1056	29	Joint Kit	X	22	22	52	81	57					3
	90-91			16-1008		Joint Kit	X	22	22	34,95	84						
1.6 (55-60 kW)	9/84-91	F-000001-		15-1007		Joint Kit	X	22	22	52	81	57					3
	9/84-91	F-000001-		15-1056	29	Joint Kit	X	22	22	52	81	57					3
	9/84-91	F-000001-		16-1008		Joint Kit	X	22	22	34,95	84						
1.6 S (66 kW)	8/84-91	F-000001-		15-1008		Joint Kit	X	33	25	52,35	90	59					3
	8/84-91	F-000001-		16-1006		Joint Kit	X	34	22	34,95	84						
1.6D (40 kW)	8/84-91	F-000001-		15-1008		Joint Kit	X	33	25	52,35	90	59					3
	8/84-91	F-000001-		15-1051	29	Joint Kit	X	33	25	52	90	61					3

Per ordinare i GIUNTI senza KIT, sostituire il primo numero dopo il precodice con 0 mantenendo invariate le ultime 3 cifre. (Es:15-1001 c/KIT=15-0001 senza KIT / 16-1001 c/KIT =16-0001 senza KIT)
By request we supply outer and inner CVJ without KIT (Eg.:15-1001 with KIT=15-0001 without KIT / 16-1001 with KIT =16-0001 without KIT)

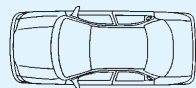


Legenda quote dimensionali vedi pagina I
Legenda of dimensions see page I

		CHASSIS	L/R	METELLI ref.	ABS	DESCRIP-TION			INFO	A	B	C	D	E	F	H	I	L	Fig
VAUXHALL																			
Astra E																			
1.6D (40 kW)																			
	8/84-91	F-000001-		15-1052	43	Joint Kit	X			33	25	52	90	61					3
	8/84-91	F-000001-		16-1006		Joint Kit		X	G.Box F16	34	22	34,95	84						
	8/84-91	F-000001-		16-1008		Joint Kit		X	G.Box F13	22	22	34,95	84						
1.7D (43 kW)																			
	1/89-91			15-1008		Joint Kit	X			33	25	52,35	90	59					3
	1/89-91			15-1051	29	Joint Kit	X			33	25	52	90	61					3
	1/89-91			15-1052	43	Joint Kit	X			33	25	52	90	61					3
1.8 (83 kW)																			
	8/84-91	F-000001-		15-1008		Joint Kit	X			33	25	52,35	90	59					3
	8/84-91	F-000001-		15-1051	29	Joint Kit	X			33	25	52	90	61					3
	8/84-91	F-000001-		15-1052	43	Joint Kit	X			33	25	52	90	61					3
2.0 (85 kW)																			
	8/84-91	F-000001-		15-1008		Joint Kit	X			33	25	52,35	90	59					3
	8/84-91	F-000001-		15-1051	29	Joint Kit	X			33	25	52	90	61					3
	8/84-91	F-000001-		15-1052	43	Joint Kit	X			33	25	52	90	61					3
2.0 16v (110 kW)																			
	8/84-91	F-000001-		15-1008		Joint Kit	X			33	25	52,35	90	59					3
	8/84-91	F-000001-		15-1051	29	Joint Kit	X			33	25	52	90	61					3
	8/84-91	F-000001-		15-1052	43	Joint Kit	X			33	25	52	90	61					3
Astra F, SW																			
1.4i, S (44-55-60 kW)																			
	8/91-12/93	N-500001-		15-1056	29	Joint Kit	X			22	22	52	81	57					3
	1/94-9/98			15-1118	29	Joint Kit	X			22	22	52	81	58,5					3
	8/91-12/93	N-500001-		16-1008		Joint Kit		X		22	22	34,95	84						
1.6i, Si (55-74 kW)																			
	8/91-12/92	N-500001-		15-1056	29	Joint Kit	X		A/T+M/T	22	22	52	81	57					3
	1/94-9/98			15-1118	29	Joint Kit	X			22	22	52	81	58,5					3
	8/91-12/98	N-500001-		16-1008		Joint Kit		X	M/T	22	22	34,95	84						
1.6i, Eco, 16v (52-74 kW)																			
	3/93-9/98	N-500001-		16-1008		Joint Kit		X		22	22	34,95	84						
1.7D (42-44 kW)																			
	8/91-9/98	N-500001-		15-1051	29	Joint Kit	X		A/T	33	25	52	90	61					3
	8/91-12/93	N-500001-		15-1051	29	Joint Kit	X		M/T	33	25	52	90	61					3

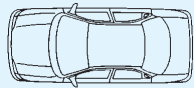
Per ordinare i GIUNTI senza KIT, sostituire il primo numero dopo il precodice con 0 mantenendo invariate le ultime 3 cifre. (Es:15-1001 c/KIT=15-0001 senza KIT / 16-1001 c/KIT =16-0001 senza KIT)
By request we supply outer and inner CVJ without KIT (Eg.:15-1001 with KIT=15-0001 without KIT / 16-1001 with KIT =16-0001 without KIT)

Legenda quote dimensionali vedi pagina I
Legenda of dimensions see page I



		CHASSIS	L/R	METELLI ref.	ABS	DESCRIP- TION			INFO	A	B	C	D	E	F	H	I	L	Fig
VAUXHALL																			
Astra F, SW																			
1.7D (42-44 kW)	1/94-9/98			15-1118	29	Joint Kit	X		M/T	22	22	52	81	58,5					3
	8/91-12/93	N-500001-		16-1008		Joint Kit		X	M/T	22	22	34,95	84						
1.7TDS (60 kW)	8/91-9/98	N-500001-		15-1051	29	Joint Kit	X		A/T+M/T	33	25	52	90	61					3
1.8i, 16v (66-85-92 kW)	8/91-8/98	N-500001-		15-1051	29	Joint Kit	X		A/T+M/T	33	25	52	90	61					3
2.0i, GSi 16v (85-110 kW)	8/91-8/98	N-500001-		15-1051	29	Joint Kit	X		A/T+M/T	33	25	52	90	61					3
Astra G, SW																			
1.2 16v (48 kW)	9/98-			15-1290		Joint Kit	X		Eng. X12XE	33	28	52	74	57					3
1.4 16v (66 kW)	9/98-			15-1287		Joint Kit	X		Eng. X14XE	33	22	52	81	57					3
1.6 16v (74 kW)	9/98-			15-1287		Joint Kit	X		Eng. X16XEL	33	22	52	81	57					3
1.7TD (60 kW)	9/98-			15-1287		Joint Kit	X		Eng. X17DTL	33	22	52	81	57					3
1.8 16v (85 kW)	9/98-			15-1289		Joint Kit	X		Eng. X18XE1	33	25	52	90	56					3
2.0 16v (100 kW)	9/98-			15-1289		Joint Kit	X		Eng. X20XE1	33	25	52	90	56					3
2.0Di (60 kW)	9/98-			15-1289		Joint Kit	X		Eng. X20DTL	33	25	52	90	56					3
Belmont																			
1.2 (44 kW)																			
	9/84-91	F-000001-		15-1007		Joint Kit	X			22	22	52	81	57					3
	9/84-91	F-000001-		15-1056	29	Joint Kit	X			22	22	52	81	57					3
	9/84-91	F-000001-		16-1008		Joint Kit		X		22	22	34,95	84						
1.3 (54 kW)																			
	9/84-91	F-000001-		15-1007		Joint Kit	X			22	22	52	81	57					3
	9/84-91	F-000001-		15-1056	29	Joint Kit	X			22	22	52	81	57					3
	9/84-91	F-000001-		16-1008		Joint Kit		X		22	22	34,95	84						
1.4 (44-56 kW)																			
	9/84-91	F-000001-		15-1007		Joint Kit	X			22	22	52	81	57					3
	90-91			15-1056	29	Joint Kit	X			22	22	52	81	57					3
	90-91			16-1008		Joint Kit		X		22	22	34,95	84						

Per ordinare i GIUNTI senza KIT, sostituire il primo numero dopo il precodice con 0 mantenendo invariate le ultime 3 cifre. (Es:15-1001 c/KIT=15-0001 senza KIT / 16-1001 c/KIT =16-0001 senza KIT)
By request we supply outer and inner CVJ without KIT (Eg.:15-1001 with KIT=15-0001 without KIT / 16-1001 with KIT =16-0001 without KIT)



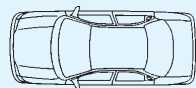
Legenda quote dimensionali vedi pagina I
 Legenda of dimensions see page I

		CHASSIS	L/R	METELLI ref.	ABS	DESCRIP-TION			INFO	A	B	C	D	E	F	H	I	L	Fig
VAUXHALL																			
Belmont																			
1.6 (55-60 kW)	9/84-91	F-000001-		15-1007		Joint Kit	X			22	22	52	81	57					3
	9/84-91	F-000001-		15-1056	29	Joint Kit	X			22	22	52	81	57					3
	9/84-91	F-000001-		16-1008		Joint Kit		X		22	22	34,95	84						
1.6 S (66 kW)	8/84-91	F-000001-		15-1008		Joint Kit	X			33	25	52,35	90	59					3
	8/84-91	F-000001-		16-1006		Joint Kit		X		34	22	34,95	84						
1.6D (40 kW)	8/84-91	F-000001-		15-1008		Joint Kit	X			33	25	52,35	90	59					3
	8/84-91	F-000001-		15-1051	29	Joint Kit	X			33	25	52	90	61					3
	8/84-91	F-000001-		15-1052	43	Joint Kit	X			33	25	52	90	61					3
	8/84-91	F-000001-		16-1006		Joint Kit		X	G.Box F16	34	22	34,95	84						
	8/84-91	F-000001-		16-1008		Joint Kit		X	G.Box F13	22	22	34,95	84						
1.7D (43 kW)	1/89-91			15-1008		Joint Kit	X			33	25	52,35	90	59					3
	1/89-91			15-1051	29	Joint Kit	X			33	25	52	90	61					3
	1/89-91			15-1052	43	Joint Kit	X			33	25	52	90	61					3
1.8 (83 kW)	8/84-91	F-000001-		15-1008		Joint Kit	X			33	25	52,35	90	59					3
	8/84-91	F-000001-		15-1051	29	Joint Kit	X			33	25	52	90	61					3
	8/84-91	F-000001-		15-1052	43	Joint Kit	X			33	25	52	90	61					3
2.0 (83-86 kW)	8/84-91	F-000001-		15-1008		Joint Kit	X			33	25	52,35	90	59					3
	8/84-91	F-000001-		15-1051	29	Joint Kit	X			33	25	52	90	61					3
	8/84-91	F-000001-		15-1052	43	Joint Kit	X			33	25	52	90	61					3
2.0 16v (110 kW)	8/84-91	F-000001-		15-1008		Joint Kit	X			33	25	52,35	90	59					3
	8/84-91	F-000001-		15-1051	29	Joint Kit	X			33	25	52	90	61					3
	8/84-91	F-000001-		15-1052	43	Joint Kit	X			33	25	52	90	61					3
Calibra A																			
2.0i 4WD (85 kW)	8/91-7/97	N-5000001-		15-1051	29	Joint Kit	X	FWD		33	25	52	90	61					3
	9/89-7/91	-N-5000000		15-1052	43	Joint Kit	X	FWD		33	25	52	90	61					3

TRANSMISSIONI-DRIVESHAFTS-TRANSMISSIONS-ANTRIEBSWELLEN-TRANSMISSIONES

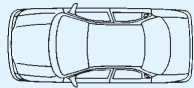
Per ordinare i GIUNTI senza KIT, sostituire il primo numero dopo il precodice con 0 mantenendo invariate le ultime 3 cifre. (Es:15-1001 c/KIT=15-0001 senza KIT / 16-1001 c/KIT =16-0001 senza KIT)
 By request we supply outer and inner CVJ without KIT (Eg.:15-1001 with KIT=15-0001 without KIT / 16-1001 with KIT =16-0001 without KIT)

Legenda quote dimensionali vedi pagina I
Legenda of dimensions see page I



		CHASSIS	L/R	METELLI ref.	ABS	DESCRIP- TION		INFO	A	B	C	D	E	F	H	I	L	Fig
VAUXHALL																		
Calibra A																		
2.0i (85 kW)	8/91-7/97	N-5000001-		15-1051	29	Joint Kit	X	A/T+M/T	33	25	52	90	61					3
	9/89-7/91	-N-5000000		15-1052	43	Joint Kit	X	A/T+M/T	33	25	52	90	61					3
2.0i 16v, 4WD (110 kW)	8/91-7/97	N-5000001-		15-1051	29	Joint Kit	X	FWD	33	25	52	90	61					3
	9/89-7/91	-N-5000000		15-1052	43	Joint Kit	X	FWD	33	25	52	90	61					3
2.0i 4WD Turbo (150 kW)	8/91-7/97	N-5000001-		15-1051	29	Joint Kit	X	FWD	33	25	52	90	61					3
Carlton III, SW																		
2.0, i (74-85-90 kW)	8/86-3/94			16-1016		Joint Kit	X	A/T+M/T		28		108						
2.3TD (66-74 kW)	8/86-3/94			16-1016		Joint Kit	X	A/T+M/T		28		108						
2.4 (92 kW)	8/86-3/94			16-1016		Joint Kit	X	A/T+M/T		28		108						
2.6i (110 kW)	9/90-3/94			16-1016		Joint Kit	X	A/T+M/T		28		108						
3.0, 24v (130-147-150 kW)	8/86-3/94			16-1016		Joint Kit	X	A/T+M/T		28		108						
Cavalier II																		
1.3 N, S (44-55 kW)	9/81-10/88	C-000001-J-999999		15-1007		Joint Kit	X	M/T	22	22	52	81	57					3
	9/81-10/88	C-000001-J-999999		16-1008		Joint Kit		X M/T	22	22	34,95	84						
1.6, i (55-60 kW)	8/81-10/88	C-000001-J-999999		15-1007		Joint Kit	X	M/T	22	22	52	81	57					3
	8/81-10/88	C-000001-J-999999		16-1008		Joint Kit		X M/T	22	22	34,95	84						
1.6 S (66 kW)	8/81-86	C-000001-E-137385		15-1008		Joint Kit	X	M/T	33	25	52,35	90	59					3
1.6D (40 kW)	8/81-10/88	C-000001-J-999999		15-1008		Joint Kit	X		33	25	52,35	90	59					3
	8/81-10/88	C-000001-J-999999		16-1006		Joint Kit		X	34	22	34,95	84						
1.8, i, E (62-74-85 kW)	8/82-10/88	D-000001-J-999999		15-1008		Joint Kit	X	M/T	33	25	52,35	90	59					3
2.0i, GT (74-85-95 kW)	8/82-10/88	D-000001-J-999999		15-1008		Joint Kit	X		33	25	52,35	90	59					3

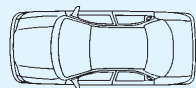
Per ordinare i GIUNTI senza KIT, sostituire il primo numero dopo il precodice con 0 mantenendo invariate le ultime 3 cifre. (Es:15-1001 c/KIT=15-0001 senza KIT / 16-1001 c/KIT =16-0001 senza KIT)
By request we supply outer and inner CVJ without KIT (Eg.:15-1001 with KIT=15-0001 without KIT / 16-1001 with KIT =16-0001 without KIT)



Legenda quote dimensionali vedi pagina I
 Legenda of dimensions see page I

		CHASSIS	L/R	METELLI ref.	ABS	DESCRIP-TION			INFO	A	B	C	D	E	F	H	I	L	Fig
VAUXHALL Cavalier III 1.4 (44-60 kW)	8/91-9/95	N-1000001-		15-1056	29	Joint Kit	X		A/T+M/T	22	22	52	81	57					3
	10/88-7/91	K-1000001-M-1999999		15-1057	43	Joint Kit	X		A/T	22	22	52	81	57					3
	10/88-7/91	K-1000001-M-1999999		16-1008		Joint Kit		X	A/T	22	22	34,95	84						
1.4 (55 kW)	8/91-		L	17-0275	29	Driveshaft				22		22	80	85		95	58	608	9
	8/91-		R	17-0276	29	Driveshaft				22		22	80	85		95	58	950	9
1.6, i, S (55-60 kW)	8/91-9/95	N-1000001-		15-1056	29	Joint Kit	X		A/T+M/T	22	22	52	81	57					3
	10/88-7/91	K-1000001-M-1999999		15-1057	43	Joint Kit	X		A/T	22	22	52	81	57					3
	10/88-7/91	K-1000001-M-1999999		16-1008		Joint Kit		X	A/T	22	22	34,95	84						
	8/91-		L	17-0275	29	Driveshaft				22		22	80	85		95	58	608	9
	8/91-		R	17-0276	29	Driveshaft				22		22	80	85		95	58	950	9
1.7D (42 kW)	8/91-9/95	N-1000001-		15-1051	29	Joint Kit	X		A/T+M/T	33	25	52	90	61					3
	10/88-7/91	K-1000001-M-1666666		16-1008		Joint Kit		X		22	22	34,95	84						
	93-		L	17-0269		Driveshaft			Driving school	33		22	90	85		110	58	615	9
	10/88-		L	17-0269		Driveshaft				33		22	90	85		110	58	615	9
	10/88-93		L	17-0271		Driveshaft			Driving school	33		34	90	101		110	57	618	9
	93-		R	17-0270		Driveshaft			Driving school	33		22	90	85		110	58	973	9
	10/88-		R	17-0270		Driveshaft				33		22	90	85		110	58	973	9
	10/88-93		R	17-0272		Driveshaft			Driving school	33		34	90	101		110	57	965	9
	10/88-93		L	17-0273	29	Driveshaft			Driving school	33		34	90	101		110	57	618	9
	8/91-		L	17-0277	29	Driveshaft				33		22	90	85		110	58	615	9
	93-		L	17-0277	29	Driveshaft			Driving school	33		22	90	85		110	58	615	9
	10/88-93		R	17-0274	29	Driveshaft			Driving school	33		34	90	101		110	57	965	9
	93-		R	17-0278	29	Driveshaft			Driving school	33		22	90	85		110	58	973	9
	8/91-		R	17-0278	29	Driveshaft				33		22	90	85		110	58	973	9
1.7D (44 kW)	8/91-9/95	N-1000001-		15-1051	29	Joint Kit	X		A/T+M/T	33	25	52	90	61					3
	10/88-7/91	K-1000001-M-1666666		15-1052	43	Joint Kit	X			33	25	52	90	61					3

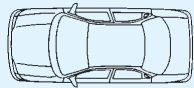
Per ordinare i GIUNTI senza KIT, sostituire il primo numero dopo il precodice con 0 mantenendo invariate le ultime 3 cifre. (Es:15-1001 c/KIT=15-0001 senza KIT / 16-1001 c/KIT =16-0001 senza KIT)
 By request we supply outer and inner CVJ without KIT (Eg.:15-1001 with KIT=15-0001 without KIT / 16-1001 with KIT =16-0001 without KIT)



Legenda quote dimensionali vedi pagina I
Legenda of dimensions see page I

		CHASSIS	L/R	METELLI ref.	ABS	DESCRIP- TION		INFO	A	B	C	D	E	F	H	I	L	Fig
VAUXHALL Cavalier III 1.7D (44 kW)	10/88-7/91	K-1000001-M-1666666		16-1008		Joint Kit	X		22	22	34,95	84						
	93-		L	17-0269		Driveshaft		Driving school	33		22	90	85		110	58	615	9
	10/88-		L	17-0269		Driveshaft			33		22	90	85		110	58	615	9
	10/88-93		L	17-0271		Driveshaft		Driving school	33		34	90	101		110	57	618	9
	93-		R	17-0270		Driveshaft		Driving school	33		22	90	85		110	58	973	9
	10/88-		R	17-0270		Driveshaft			33		22	90	85		110	58	973	9
	10/88-93		R	17-0272		Driveshaft		Driving school	33		34	90	101		110	57	965	9
	10/88-93		L	17-0273	29	Driveshaft		Driving school	33		34	90	101		110	57	618	9
	93-		L	17-0277	29	Driveshaft		Driving school	33		22	90	85		110	58	615	9
	8/91-		L	17-0277	29	Driveshaft			33		22	90	85		110	58	615	9
	10/88-93		R	17-0274	29	Driveshaft		Driving school	33		34	90	101		110	57	965	9
	8/91-		R	17-0278	29	Driveshaft			33		22	90	85		110	58	973	9
	93-		R	17-0278	29	Driveshaft		Driving school	33		22	90	85		110	58	973	9
1.7TD (60 kW)	8/91-9/95	N-1000001-		15-1051	29	Joint Kit	X	M/T	33	25	52	90	61					3
	90-7/91	K-1000001-M-1999999		15-1052	43	Joint Kit	X	M/T	33	25	52	90	61					3
	10/88-93		L	17-0271		Driveshaft			33		34	90	101		110	57	618	9
	10/88-93		R	17-0272		Driveshaft			33		34	90	101		110	57	965	9
	10/88-93		L	17-0273	29	Driveshaft			33		34	90	101		110	57	618	9
	10/88-93		R	17-0274	29	Driveshaft			33		34	90	101		110	57	965	9
1.8i, S, 4WD (65-66 kW)	8/91-9/95	N-1000001-		15-1051	29	Joint Kit	X	A/T+M/T, FWD	33	25	52	90	61					3
	10/88-7/91	K-1000001-M-1999999		15-1052	43	Joint Kit	X	A/T+M/T, FWD	33	25	52	90	61					3
	10/88-		L	17-0271		Driveshaft		FWD	33		34	90	101		110	57	618	9
	10/88-		R	17-0272		Driveshaft		FWD	33		34	90	101		110	57	965	9
	10/88-		L	17-0273	29	Driveshaft		FWD	33		34	90	101		110	57	618	9
	10/88-		R	17-0274	29	Driveshaft		FWD	33		34	90	101		110	57	965	9

Per ordinare i GIUNTI senza KIT, sostituire il primo numero dopo il precodice con 0 mantenendo invariate le ultime 3 cifre. (Es.:15-1001 c/KIT=15-0001 senza KIT / 16-1001 c/KIT =16-0001 senza KIT)
By request we supply outer and inner CVJ without KIT (Eg.:15-1001 with KIT=15-0001 without KIT / 16-1001 with KIT =16-0001 without KIT)

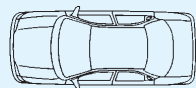


Legenda quote dimensionali vedi pagina I
 Legenda of dimensions see page I

		CHASSIS	L/R	METELLI ref.	ABS	DESCRIP-TION			INFO	A	B	C	D	E	F	H	I	L	Fig
VAUXHALL Cavalier III 2.0, i (74-85-95 kW)	8/91-9/95	N-1000001-		15-1051	29	Joint Kit	X		A/T+M/T	33	25	52	90	61					3
	10/88-7/91	K-1000001-M-1999999		15-1052	43	Joint Kit	X		A/T+M/T	33	25	52	90	61					3
	10/88-		L	17-0271		Driveshaft				33		34	90	101		110	57	618	9
	10/88-		R	17-0272		Driveshaft				33		34	90	101		110	57	965	9
	10/88-		L	17-0273	29	Driveshaft				33		34	90	101		110	57	618	9
	10/88-		R	17-0274	29	Driveshaft				33		34	90	101		110	57	965	9
2.0i 16v, 4WD (85-95-100-110 kW)	1/89-11/95	N-1000001-		15-1051	29	Joint Kit	X		M/T, FWD	33	25	52	90	61					3
	1/89-11/95	K-1000001-M-1999999		15-1052	43	Joint Kit	X		M/T, FWD	33	25	52	90	61					3
	8/91-		L	17-0273	29	Driveshaft			FWD	33		34	90	101		110	57	618	9
	8/91-		R	17-0361	29	Driveshaft			FWD	33	35	34	90	97		110		681	8
Combo 1.2 (33 kW)	7/94-			15-1116	29	Joint Kit	X		M/T	22	28	52	81	58					3
	7/94-		L	17-0095		Driveshaft			M/T	22		22	80	85		98	57	590	9
	7/94-		R	17-0096		Driveshaft			M/T	22		22	80	85		98	57	940	9
	7/94-		L	17-0279	29	Driveshaft				22		22	80	85		98	57	590	9
	7/94-		R	17-0280	29	Driveshaft				22		22	80	85		98	57	940	9
1.4 (44-60 kW)	7/94-			15-1116	29	Joint Kit	X		M/T	22	28	52	81	58					3
	7/94		L	17-0095		Driveshaft			M/T	22		22	80	85		98	57	590	9
	7/94		R	17-0096		Driveshaft			M/T	22		22	80	85		98	57	940	9
	7/94-		L	17-0279	29	Driveshaft				22		22	80	85		98	57	590	9
	7/94-		R	17-0280	29	Driveshaft				22		22	80	85		98	57	940	9
1.7D (44 kW)	7/94-			15-1116	29	Joint Kit	X		M/T	22	28	52	81	58					3
	7/94		L	17-0095		Driveshaft			M/T	22		22	80	85		98	57	590	9
	7/94		R	17-0096		Driveshaft			M/T	22		22	80	85		98	57	940	9
	7/94-		L	17-0279	29	Driveshaft				22		22	80	85		98	57	590	9
	7/94-		R	17-0280	29	Driveshaft				22		22	80	85		98	57	940	9

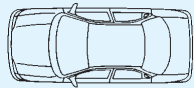
Per ordinare i GIUNTI senza KIT, sostituire il primo numero dopo il precodice con 0 mantenendo invariate le ultime 3 cifre. (Es:15-1001 c/KIT=15-0001 senza KIT / 16-1001 c/KIT =16-0001 senza KIT)
 By request we supply outer and inner CVJ without KIT (Eg.:15-1001 with KIT=15-0001 without KIT / 16-1001 with KIT =16-0001 without KIT)

Legenda quote dimensionali vedi pagina I
 Legenda of dimensions see page I



		CHASSIS	L/R	METELLI ref.	ABS	DESCRIP- TION		INFO	A	B	C	D	E	F	H	I	L	Fig
VAUXHALL																		
Monza 3.0 (115 kW)	9/85-87			16-1016		Joint Kit	X	A/T+M/T		28		108						
Nova A 1.5TD (49 kW)	9/87-3/93			15-1007		Joint Kit	X	M/T	22	22	52	81	57					3
	9/87-3/93			16-1008		Joint Kit		X M/T	22	22	34,95	84						
1.6 GSi (72-74 kW)	9/87-3/93			15-1007		Joint Kit	X		22	22	52	81	57					3
	9/87-3/93			16-1008		Joint Kit		X	22	22	34,95	84						
Nova A, Van 1.0 (33 kW)	9/82-3/93			15-1029		Joint Kit	X	M/T	22	28	52	81	58					3
1.2, i, N, S (33-38-40-43 kW)	9/82-3/93			15-1029		Joint Kit	X	M/T	22	28	52	81	58					3
1.3, i, S (44-51 kW)	9/82-3/93			15-1029		Joint Kit	X	M/T	22	28	52	81	58					3
1.4i, S (40-44-53-60 kW)	85-3/93			15-1029		Joint Kit	X	M/T	22	28	52	81	58					3
1.5D (37 kW)	9/87-3/93			15-1029		Joint Kit	X	M/T	22	28	52	81	58					3
Nova B 1.2i (33 kW)	4/93-00			15-1116	29	Joint Kit	X	M/T	22	28	52	81	58					3
	3/93-00		L	17-0095		Driveshaft		M/T	22		22	80	85		98	57	590	9
	3/93-00		R	17-0096		Driveshaft		M/T	22		22	80	85		98	57	940	9
	93-00		L	17-0279	29	Driveshaft			22		22	80	85		98	57	590	9
	93-00		R	17-0280	29	Driveshaft			22		22	80	85		98	57	940	9
1.4i, 16v, Si (44-60-66 kW)	4/93-00			15-1116	29	Joint Kit	X	M/T	22	28	52	81	58					3
	3/93-00		L	17-0095		Driveshaft		M/T	22		22	80	85		98	57	590	9
	3/93-00		R	17-0096		Driveshaft		M/T	22		22	80	85		98	57	940	9
	93-00		L	17-0279	29	Driveshaft			22		22	80	85		98	57	590	9
	93-00		R	17-0280	29	Driveshaft			22		22	80	85		98	57	940	9

Per ordinare i GIUNTI senza KIT, sostituire il primo numero dopo il precodice con 0 mantenendo invariate le ultime 3 cifre. (Es:15-1001 c/KIT=15-0001 senza KIT / 16-1001 c/KIT =16-0001 senza KIT)
 By request we supply outer and inner CVJ without KIT (Eg.:15-1001 with KIT=15-0001 without KIT / 16-1001 with KIT =16-0001 without KIT)



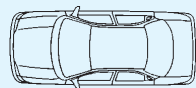
Legenda quote dimensionali vedi pagina I
 Legenda of dimensions see page I

		CHASSIS	L/R	METELLI ref.	ABS	DESCRIP-TION			INFO	A	B	C	D	E	F	H	I	L	Fig
VAUXHALL																			
Nova B																			
1.5D (37 kW)																			
	4/93-00			15-1116	29	Joint Kit	X		M/T	22	28	52	81	58					3
	96-00			15-1118	29	Joint Kit	X		M/T	22	22	52	81	58,5					3
	3/93-00		L	17-0095		Driveshaft			M/T	22		22	80	85		98	57	590	9
	3/93-00		R	17-0096		Driveshaft			M/T	22		22	80	85		98	57	940	9
	93-00		L	17-0279	29	Driveshaft				22		22	80	85		98	57	590	9
	93-00		R	17-0280	29	Driveshaft				22		22	80	85		98	57	940	9
1.5TD (49 kW)																			
	4/93-00			15-1116	29	Joint Kit	X		M/T	22	28	52	81	58					3
	3/93-00		L	17-0095		Driveshaft			M/T	22		22	80	85		98	57	590	9
	3/93-00		R	17-0096		Driveshaft			M/T	22		22	80	85		98	57	940	9
	93-00		L	17-0279	29	Driveshaft				22		22	80	85		98	57	590	9
	93-00		R	17-0280	29	Driveshaft				22		22	80	85		98	57	940	9
1.6i 16v, GSi (78-80 kW)																			
	94-00			15-1118	29	Joint Kit	X			22	22	52	81	58,5					3
	94-00			16-1008		Joint Kit		X		22	22	34,95	84						
1.7D (44 kW)																			
	2/96-00			15-1116	29	Joint Kit	X		M/T	22	28	52	81	58					3
	3/93-00		L	17-0095		Driveshaft				22		22	80	85		98	57	590	9
	3/93-00		R	17-0096		Driveshaft				22		22	80	85		98	57	940	9
	93-00		L	17-0279	29	Driveshaft				22		22	80	85		98	57	590	9
	93-00		R	17-0280	29	Driveshaft				22		22	80	85		98	57	940	9
Royal																			
3.0 (115 kW)																			
	9/85-87			16-1016		Joint Kit	X		A/T+M/T		28		108						
3.0, 24v (130-150 kW)																			
	87-93			16-1016		Joint Kit	X		A/T+M/T		28		108						
Tigra																			
1.4 16v (66 kW)																			
	7/94-			15-1116	29	Joint Kit	X		M/T	22	28	52	81	58					3
	7/94-			16-1026		Joint Kit		X	M/T	22	28	34,95	82						

TRANSMISSIONI-DRIVESHAFTS-TRANSMISSIONS-ANTRIEBSWELLEN-TRANSMISSIONES

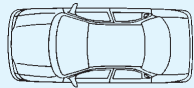
Per ordinare i GIUNTI senza KIT, sostituire il primo numero dopo il precodice con 0 mantenendo invariate le ultime 3 cifre. (Es:15-1001 c/KIT=15-0001 senza KIT / 16-1001 c/KIT =16-0001 senza KIT)
 By request we supply outer and inner CVJ without KIT (Eg.:15-1001 with KIT=15-0001 without KIT / 16-1001 with KIT =16-0001 without KIT)

Legenda quote dimensionali vedi pagina I
Legenda of dimensions see page I



		CHASSIS	L/R	METELLI ref.	ABS	DESCRIP- TION		INFO	A	B	C	D	E	F	H	I	L	Fig
VAUXHALL																		
Tigra																		
1.4 16v (66 kW)	7/94-		L	17-0095		Driveshaft		M/T	22		22	80	85		98	57	590	9
	7/94-		R	17-0096		Driveshaft		M/T	22		22	80	85		98	57	940	9
	7/94-		L	17-0279	29	Driveshaft			22		22	80	85		98	57	590	9
	7/94-		R	17-0280	29	Driveshaft			22		22	80	85		98	57	940	9
1.6 16v (78 kW)	7/94-			15-1118	29	Joint Kit	X	M/T	22	22	52	81	58,5					3
	7/94-			16-1008		Joint Kit		X M/T	22	22	34,95	84						
Vectra A																		
1.4 (44-60 kW)	10/88-7/91	K-1000001-M-1999999		15-1057	43	Joint Kit	X	M/T	22	22	52	81	57					3
	10/88-7/91	K-1000001-M-1999999		16-1008		Joint Kit		X M/T	22	22	34,95	84						
1.6, i, S (55-60 kW)	10/88-7/91	K-1000001-M-1999999		15-1057	43	Joint Kit	X	M/T	22	22	52	81	57					3
	10/88-7/91	K-1000001-M-1999999		16-1008		Joint Kit		X M/T	22	22	34,95	84						
Vectra																		
1.6i, 16v (55-74 kW)	10/95-02			15-1118	29	Joint Kit	X		22	22	52	81	58,5					3
1.7D (60 kW)	10/95-02			15-1289A	29	Joint Kit	X		33	25	52	90	56					3
1.8i 16v (85 kW)	10/95-02			15-1289A	29	Joint Kit	X		33	25	52	90	56					3
2.0Di (60 kW)	11/96-02			15-1289A	29	Joint Kit	X		33	25	52	90	56					3
2.0i 16v (100 kW)	10/95-02			15-1289A	29	Joint Kit	X		33	25	52	90	56					3
2.5i V6 (125 kW)	10/95-02			15-1289A	29	Joint Kit	X		33	25	52	90	56					3
Zafira																		
1.6 16v (74 kW)	4/99-			15-1289		Joint Kit	X	Eng. X16XEL	33	25	52	90	56					3
	4/99-			15-1289A	29	Joint Kit	X	Eng. X16XEL	33	25	52	90	56					3
1.8 16v (85 kW)	4/99-			15-1289		Joint Kit	X	Eng. X18XE1	33	25	52	90	56					3
	4/99-			15-1289A	29	Joint Kit	X	Eng. X18XE1	33	25	52	90	56					3

Per ordinare i GIUNTI senza KIT, sostituire il primo numero dopo il precodice con 0 mantenendo invariate le ultime 3 cifre. (Es:15-1001 c/KIT=15-0001 senza KIT / 16-1001 c/KIT =16-0001 senza KIT)
By request we supply outer and inner CVJ without KIT (Eg.:15-1001 with KIT=15-0001 without KIT / 16-1001 with KIT =16-0001 without KIT)

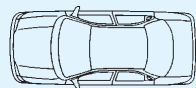


Legenda quote dimensionali vedi pagina I
 Legenda of dimensions see page I

		CHASSIS	L/R	METELLI ref.	ABS	DESCRIP-TION			INFO	A	B	C	D	E	F	H	I	L	Fig	
VAUXHALL																				
Zafira																				
2.0 16v (100 kW)	9/98-			15-1289		Joint Kit	X		Eng. X20XEV	33	25	52	90	56						3
	9/98-			15-1289A	29	Joint Kit	X		Eng. X20XEV	33	25	52	90	56						3
2.0Di (60 kW)																				
	9/99-			15-1289		Joint Kit	X		Eng. X20DTL	33	25	52	90	56						3
	9/99-			15-1289A	29	Joint Kit	X		Eng. X20DTL	33	25	52	90	56						3
VOLKSWAGEN																				
411																				
All models	68-7/69	419100000-		16-1004		Joint Kit	X	X	A/T		33		94							
1302																				
All models	8/70-8/72			16-1004		Joint Kit	X	X	A/T+M/T		33		94							
1303																				
All models	8/72-8/75			16-1004		Joint Kit	X	X	A/T+M/T		33		94							
1500 - 1600																				
L, T, LT, Variant	10/67-8/73	318015226-3132500000		16-1004		Joint Kit	X	X	A/T+M/T		33		94							
Amazon																				
1.6	-86			15-1049		Joint Kit	X		Brazil	22	30	51	81	48						3
	87-89			15-1096		Joint Kit	X		Brazil	22	30	51	81	48						2
Bora (1J2)																				
1.4 16v (55 kW)	10/98-			15-1241		Joint Kit	X		Mod. 1J2	36	30	53	81	40						2
1.9SDi (50 kW)	10/98-			15-1241		Joint Kit	X		Mod. 1J2	36	30	53	81	40						2

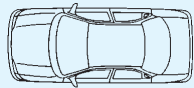
Per ordinare i GIUNTI senza KIT, sostituire il primo numero dopo il precodice con 0 mantenendo invariate le ultime 3 cifre. (Es:15-1001 c/KIT=15-0001 senza KIT / 16-1001 c/KIT =16-0001 senza KIT)
 By request we supply outer and inner CVJ without KIT (Eg.:15-1001 with KIT=15-0001 without KIT / 16-1001 with KIT =16-0001 without KIT)

Legenda quote dimensionali vedi pagina I
Legenda of dimensions see page I



		CHASSIS	L/R	METELLI ref.	ABS	DESCRIP- TION		INFO	A	B	C	D	E	F	H	I	L	Fig
VOLKSWAGEN																		
Bora (1J2), Variant																		
1.6 (74 kW)	10/98-			15-1241		Joint Kit	X	Mod. 1J2	36	30	53	81	40					2
1.9TDi (66-81 kW)	10/98-			15-1189		Joint Kit	X	Mod. 1J2	36	30	52,8	90	40					2
1.9TDi (85 kW)	98-01			15-1381	45	Joint Kit	X		33	27	53	98	30					2
	12/98-		L	17-0443		Driveshaft			36			98	108		78			10
	12/98-		R	17-0444		Driveshaft			36			98	108		78			10
2.0 (85 kW)	10/98-			15-1189		Joint Kit	X	Mod. 1J2	36	30	52,8	90	40					2
2.3 V5 (110 kW)	10/98-			15-1189		Joint Kit	X	Mod. 1J2	36	30	52,8	90	40					2
Caddy I																		
All models	10/82-7/92	14-D-000062-		15-1021		Joint Kit	X		22	30	53	81	48					2
	10/82-7/92	14-D-000062-		16-1004		Joint Kit		X		33		94						
	10/82-7/92	14-D-000 062-	L	17-0052		Driveshaft			22			81	94		77		540	10
	10/82-7/92	14-D-000 062-	R	17-0053		Driveshaft			22			81	94		77		750	10
Caddy II Pick-up (9U7)																		
1.6 (55 kW)	97-			15-1158		Joint Kit	X		22	22	47	83	56					2
1.9D (47 kW)	10/97-			15-1158		Joint Kit	X		22	22	47	83	56					2
Caddy II Van (9K9)																		
1.4 (44 kW)	95-			15-1021		Joint Kit	X		22	30	53	81	48					2
	95-			16-1003		Joint Kit		X		33		92						
1.6 (55 kW)	95-			15-1021		Joint Kit	X		22	30	53	81	48					2
	95-			16-1003		Joint Kit		X		33		92						
1.9D, SDi (47 kW)	95-			15-1021		Joint Kit	X		22	30	53	81	48					2
	97-		L	17-0002		Driveshaft			22			81	94		77		538	10
	97-		R	17-0122		Driveshaft			22			81	92		77		775	10

Per ordinare i GIUNTI senza KIT, sostituire il primo numero dopo il precodice con 0 mantenendo invariate le ultime 3 cifre. (Es:15-1001 c/KIT=15-0001 senza KIT / 16-1001 c/KIT =16-0001 senza KIT)
By request we supply outer and inner CVJ without KIT (Eg.:15-1001 with KIT=15-0001 without KIT / 16-1001 with KIT =16-0001 without KIT)

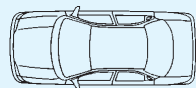


Legenda quote dimensionali vedi pagina I
 Legenda of dimensions see page I

		CHASSIS	L/R	METELLI ref.	ABS	DESCRIP-TION			INFO	A	B	C	D	E	F	H	I	L	Fig
VOLKSWAGEN																			
Caddy II Van (9K9)																			
1.9TDi (66 kW)	9/96-		L	16-1010B		Joint Kit		X			33		100						
	9/96-		R	16-1010A		Joint Kit		X			33		100						
	9/96-			16-0010		Joint		X			33		100						
Corrado																			
1.8 16v, G60 (100-118 kW)	1/89-9/93	50-K-006794-50-R-002000		15-1009		Joint Kit	X		A/T+M/T	22	30	53	90	49					2
2.0i, 16v (85-100 kW)	8/91-95	50-N-000001-		15-1009		Joint Kit	X		A/T+M/T	22	30	53	90	49					2
2.9 VR6 (140 kW)	8/91-95			15-1189		Joint Kit	X		A/T+M/T	36	30	52,8	90	40					2
	8/91-95		L	16-1010B		Joint Kit		X	A/T+M/T		33		100						
	8/91-95		R	16-1010A		Joint Kit		X	A/T+M/T		33		100						
	8/91-95			16-0010		Joint		X	A/T+M/T		33		100						
Dasher																			
All models	73-81	-32-A-0150000		15-1049		Joint Kit	X		Usa	22	30	51	81	48					3
	73-81	32-A-0150001-		15-1096		Joint Kit	X		A/T, Usa	22	30	51	81	48					2
Derby (86)																			
0.9 (29 kW)	77-81			15-1035		Joint Kit	X		M/T	20	25	45,5	77	48					2
	77-81			16-1003		Joint Kit		X	M/T		33		92						
1.1 (37 kW)	77-81			15-1035		Joint Kit	X		M/T	20	25	45,5	77	48					2
	77-81			16-1003		Joint Kit		X	M/T		33		92						
1.3 (44 kW)	77-81			15-1035		Joint Kit	X		M/T	20	25	45,5	77	48					2
	77-81			16-1003		Joint Kit		X	M/T		33		92						
Derby (86C)																			
1.0 (29 kW)	81-84			15-1035		Joint Kit	X		M/T	20	25	45,5	77	48					2

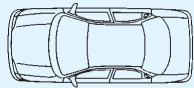
Per ordinare i GIUNTI senza KIT, sostituire il primo numero dopo il precodice con 0 mantenendo invariate le ultime 3 cifre. (Es:15-1001 c/KIT=15-0001 senza KIT / 16-1001 c/KIT =16-0001 senza KIT)
 By request we supply outer and inner CVJ without KIT (Eg.:15-1001 with KIT=15-0001 without KIT / 16-1001 with KIT =16-0001 without KIT)

Legenda quote dimensionali vedi pagina I
Legenda of dimensions see page I



		CHASSIS	L/R	METELLI ref.	ABS	DESCRIP- TION			INFO	A	B	C	D	E	F	H	I	L	Fig
VOLKSWAGEN																			
Derby (86C)																			
1.0 (29 kW)	81-84			16-1003		Joint Kit		X	M/T		33		92						
1.1 (37 kW)	81-84			15-1035		Joint Kit	X		M/T	20	25	45,5	77	48					2
	81-84			16-1003		Joint Kit		X	M/T		33		92						
1.3 (40-44 kW)	81-84			16-1003		Joint Kit		X	M/T		33		92						
1.3 (55 kW)	81-84	86-E-050307-		15-1034		Joint Kit	X		M/T	20	30	45,5	81	46					2
	81-84	-86-E-050306		15-1035		Joint Kit	X		M/T	20	25	45,5	77	48					2
Fox																			
All models	72-79			15-1049		Joint Kit	X		Usa	22	30	51	81	48					3
	87-90			15-1096		Joint Kit	X		Brazil	22	30	51	81	48					2
Gacel																			
1.6	-86			15-1049		Joint Kit	X		Brazil	22	30	51	81	48					3
	87-89			15-1096		Joint Kit	X		Brazil	22	30	51	81	48					2
Gol																			
1.6	-86			15-1049		Joint Kit	X		Brazil	22	30	51	81	48					3
	87-89			15-1096		Joint Kit	X			22	30	51	81	48					2
1.6 Motor AE	90-			15-1096		Joint Kit	X		Brazil	22	30	51	81	48					2
Golf I - Jetta																			
1.1 (37 kW)	4/74-7/79	-17-A-0360000		15-1004		Joint Kit	X		M/T	22	30	50,3	81	48					3
	8/79-7/83	17-A-0360001-		15-1005		Joint Kit	X		M/T	22	30	50,3	81	48					2
	4/74-7/83			16-1003		Joint Kit		X	M/T		33		92						
	4/74-7/83		L	17-0369		Driveshaft				22			81	92		77		560	10
	4/74-7/83		R	17-0053		Driveshaft				22			81	94		77		750	10

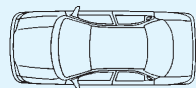
Per ordinare i GIUNTI senza KIT, sostituire il primo numero dopo il precodice con 0 mantenendo invariate le ultime 3 cifre. (Es:15-1001 c/KIT=15-0001 senza KIT / 16-1001 c/KIT =16-0001 senza KIT)
By request we supply outer and inner CVJ without KIT (Eg.:15-1001 with KIT=15-0001 without KIT / 16-1001 with KIT =16-0001 without KIT)



Legenda quote dimensionali vedi pagina I
 Legenda of dimensions see page I

		CHASSIS	L/R	METELLI ref.	ABS	DESCRIP-TION			INFO	A	B	C	D	E	F	H	I	L	Fig
VOLKSWAGEN																			
Golf I - Jetta																			
1.1 (38-44 kW)																			
	8/79-7/83	17-A-0360001-		15-1005		Joint Kit	X		M/T	22	30	50,3	81	48					2
	4/74-7/83			16-1003		Joint Kit		X	M/T		33		92						
	4/74-7/83		L	17-0369		Driveshaft				22			81	92		77		560	10
	4/74-7/83		R	17-0053		Driveshaft				22			81	94		77		750	10
1.3 (44 kW)																			
	4/74-2/80	1753000001-17-A-0360000		15-1004		Joint Kit	X		M/T	22	30	50,3	81	48					3
	2/80-7/83	17-A-0360001-17-D-641909		15-1005		Joint Kit	X		M/T	22	30	50,3	81	48					2
	4/74-7/83			16-1003		Joint Kit		X	M/T		33		92						
	4/74-7/83		L	17-0369		Driveshaft				22			81	92		77		560	10
	4/74-7/83		R	17-0053		Driveshaft				22			81	94		77		750	10
1.5 (51 kW)																			
	4/74-7/83	1753000001-17-A-0360000		15-1004		Joint Kit	X		A/T+M/T	22	30	50,3	81	48					3
	10/79-7/83	17-A-0116213-17-D-641909		15-1005		Joint Kit	X		A/T+M/T	22	30	50,3	81	48					2
	4/74-7/83	1753000001-17-A-0360000		16-1004		Joint Kit		X	A/T+M/T		33		94						
	10/79-7/83	17-A-0116213-17-D-641909		16-1004		Joint Kit		X	A/T+M/T		33		94						
	4/74-7/83	175 3000 001- 17-D-641 909	L	17-0052		Driveshaft			A/T+M/T	22			81	94		77		540	10
	4/74-7/83	175 3000 001- 17-D-641 909	R	17-0053		Driveshaft			A/T+M/T	22			81	94		77		750	10
1.5D (37 kW)																			
	8/76-7/80	1753000001-17-A-0116212		15-1004		Joint Kit	X		M/T	22	30	50,3	81	48					3
	8/76-7/80	17-A-0116213-17-D-641909		15-1005		Joint Kit	X		M/T	22	30	50,3	81	48					2
	8/76-7/83			16-1004		Joint Kit		X	M/T		33		94						
	8/76-7/83	175 3000 001 - 17-D-641 909	L	17-0052		Driveshaft				22			81	94		77		540	10
	8/76-7/83	175 3000 001 - 17-D-641 909	R	17-0053		Driveshaft				22			81	94		77		750	10
1.6 (55 kW)																			
	4/74-2/80	1753000001-17-A-0360000		15-1004		Joint Kit	X		A/T+M/T	22	30	50,3	81	48					3
	10/79-7/83	17-A-0116213-17-D-641909		15-1005		Joint Kit	X		A/T+M/T	22	30	50,3	81	48					2
	4/74-2/80	1753000001-17-A-0360000		16-1004		Joint Kit		X	A/T+M/T		33		94						
	10/79-7/83	17-A-0116213-17-D-641909		16-1004		Joint Kit		X	A/T+M/T		33		94						
	4/74-7/83	175 3000 001 - 17-D-641 909	L	17-0052		Driveshaft			A/T+M/T	22			81	94		77		540	10
	4/74-7/83	175 3000 001 - 17-D-641 909	R	17-0053		Driveshaft			A/T+M/T	22			81	94		77		750	10

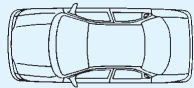
Per ordinare i GIUNTI senza KIT, sostituire il primo numero dopo il precodice con 0 mantenendo invariate le ultime 3 cifre. (Es:15-1001 c/KIT=15-0001 senza KIT / 16-1001 c/KIT =16-0001 senza KIT)
 By request we supply outer and inner CVJ without KIT (Eg.:15-1001 with KIT=15-0001 without KIT / 16-1001 with KIT =16-0001 without KIT)



Legenda quote dimensionali vedi pagina I
Legenda of dimensions see page I

		CHASSIS	L/R	METELLI ref.	ABS	DESCRIP- TION		INFO	A	B	C	D	E	F	H	I	L	Fig
VOLKSWAGEN																		
Golf I - Jetta																		
1.6 GTi (81 kW)																		
	6/76-7/82	1763379207-17-C-999999		15-1021		Joint Kit	X	M/T	22	30	53	81	48					2
	6/76-7/82	1763379207-17-C-999999		16-1004		Joint Kit		X M/T		33		94						
	6/76-7/82	176 3379 207 - 17-C-999 999	L	17-0052		Driveshaft			22			81	94		77		540	10
	6/76-7/82	176 3379 207 - 17-C-999 999	R	17-0053		Driveshaft			22			81	94		77		750	10
1.6D, TD (40-51 kW)																		
	10/79-7/83	17-A-0116213-17-D-641909		15-1005		Joint Kit	X	M/T	22	30	50,3	81	48					2
	10/79-7/83	17-A-0116213-17-D-641909		16-1004		Joint Kit		X M/T		33		94						
	10/79-7/83	17-A-0116 213 - 17-D-641 909	L	17-0052		Driveshaft			22			81	94		77		540	10
	10/79-7/83	17-A-0116 213 - 17-D-641 909	R	17-0053		Driveshaft			22			81	94		77		750	10
1.8 GTi (82 kW)																		
	8/82-7/83	17-D-000001-17-D-641909		15-1021		Joint Kit	X	M/T	22	30	53	81	48					2
	8/82-7/83	17-D-000001-17-D-641909		16-1004		Joint Kit		X M/T		33		94						
	8/82-7/83	17-D-000 001 - 17-D-641 909	L	17-0052		Driveshaft			22			81	94		77		540	10
	8/82-7/83	17-D-000 001 - 17-D-641 909	R	17-0053		Driveshaft			22			81	94		77		750	10
Golf I Cabrio																		
1.3 (44 kW)																		
	2/79-2/80	1592800001-15-A-0807000		15-1004		Joint Kit	X	M/T	22	30	50,3	81	48					3
	2/80-9/83	15-A-0807001-15-E-006506		15-1005		Joint Kit	X		22	30	50,3	81	48					2
	10/83-7/86	15-E-006507-15-G-035000		15-1021		Joint Kit	X		22	30	53	81	48					2
	2/79-7/86			16-1003		Joint Kit		X		33		92						
	10/83-		L	17-0121		Driveshaft			22			81	92		77		560	10
	2/79-9/83		L	17-0369		Driveshaft			22			81	92		77		560	10
	2/79-9/83		R	17-0053		Driveshaft			22			81	94		77		750	10
	10/83-		R	17-0122		Driveshaft			22			81	92		77		775	10
1.5 (51 kW)																		
	2/79-2/80	1592800001-15-A-0807000		15-1004		Joint Kit	X		22	30	50,3	81	48					3
	2/80-7/83	15-A-0807001-15-D-050000		15-1005		Joint Kit	X		22	30	50,3	81	48					2
	2/79-7/83			16-1004		Joint Kit		X		33		94						
	2/79-7/83	159 2800 001-15-D-050 000	L	17-0052		Driveshaft			22			81	94		77		540	10

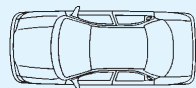
Per ordinare i GIUNTI senza KIT, sostituire il primo numero dopo il precodice con 0 mantenendo invariate le ultime 3 cifre. (Es:15-1001 c/KIT=15-0001 senza KIT / 16-1001 c/KIT =16-0001 senza KIT)
By request we supply outer and inner CVJ without KIT (Eg.:15-1001 with KIT=15-0001 without KIT / 16-1001 with KIT =16-0001 without KIT)



Legenda quote dimensionali vedi pagina I
Legenda of dimensions see page I

		CHASSIS	L/R	METELLI ref.	ABS	DESCRIP-TION			INFO	A	B	C	D	E	F	H	I	L	Fig
VOLKSWAGEN																			
Golf I Cabrio																			
1.5 (51 kW)	2/79-7/83	159 2800 001-15-D-050 000	R	17-0053		Driveshaft				22			81	94		77		750	10
1.6 (52-55 kW)	8/87-12/92	15-J-001800-		15-1009		Joint Kit	X			22	30	53	90	49					2
	10/83-87	-15-J-001799		15-1021		Joint Kit	X		A/T+M/T	22	30	53	81	48					2
	10/83-87	-15-J-001799		16-1004		Joint Kit		X	A/T+M/T		33		94						
	8/87-12/92	15-J-001800-	L	16-1010B		Joint Kit		X			33		100						
	8/87-12/92	15-J-001800-	R	16-1010A		Joint Kit		X			33		100						
	8/87-12/92	15-J-001800-		16-0010		Joint		X			33		100						
	10/83-8/87	-15-J-001799	L	17-0002		Driveshaft				22			81	94		77		538	10
	2/79-9/83	15-J-001800-	L	17-0052		Driveshaft			A/T+M/T	22			81	94		77		540	10
	8/87-7/93		L	17-0339		Driveshaft				22			90	100		78		530	10
	2/79-9/83	15-J-001800-	R	17-0053		Driveshaft			A/T+M/T	22			81	94		77		750	10
	10/83-8/87	-15-J-001799	R	17-0354		Driveshaft				22			81	94		77		750	10
	8/87-7/93		R	17-0418		Driveshaft				22			90	100		78		745	10
1.6GLi (82 kW)	2/79-9/83	1592800001-15-E-006506		15-1021		Joint Kit	X			22	30	53	81	48					2
	2/79-9/83	1592800001-15-E-006506		16-1004		Joint Kit		X			33		94						
	2/79-9/83	159 2800 001-15-E-006 506	L	17-0052		Driveshaft				22			81	94		77		540	10
	2/79-9/83	159 2800 001-15-E-006 506	R	17-0053		Driveshaft				22			81	94		77		750	10
1.8 (66-70 kW)	8/87-7/93	15-J-001800-15-P-040000		15-1009		Joint Kit	X			22	30	53	90	49					2
	8/83-7/93	15-E-000001-15-P-040000		15-1021		Joint Kit	X		A/T+M/T	22	30	53	81	48					2
	8/83-7/93	15-E-000001-15-P-040000		16-1004		Joint Kit		X	A/T+M/T		33		94						
	8/87-7/93	15-J-001800-15-P-040000	L	16-1010B		Joint Kit		X			33		100						
	8/87-7/93	15-J-001800-15-P-040000	R	16-1010A		Joint Kit		X			33		100						
	8/87-7/93	15-J-001800-15-P-040000		16-0010		Joint		X			33		100						
	10/83-8/87		L	17-0002		Driveshaft				22			81	94		77		538	10
	8/87-7/93		L	17-0339		Driveshaft				22			90	100		78		530	10
	10/83-8/87		R	17-0354		Driveshaft				22			81	94		77		750	10

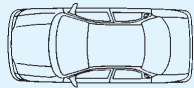
Per ordinare i GIUNTI senza KIT, sostituire il primo numero dopo il precodice con 0 mantenendo invariate le ultime 3 cifre. (Es:15-1001 c/KIT=15-0001 senza KIT / 16-1001 c/KIT =16-0001 senza KIT)
By request we supply outer and inner CVJ without KIT (Eg.:15-1001 with KIT=15-0001 without KIT / 16-1001 with KIT =16-0001 without KIT)



Legenda quote dimensionali vedi pagina I
Legenda of dimensions see page I

		CHASSIS	L/R	METELLI ref.	ABS	DESCRIP- TION			INFO	A	B	C	D	E	F	H	I	L	Fig
VOLKSWAGEN																			
Golf I Cabrio																			
1.8 (66-70 kW)	8/87-7/93		R	17-0418		Driveshaft				22			90	100		78		745	10
1.8 (72 kW)	8/89-3/93			15-1009		Joint Kit	X	M/T		22	30	53	90	49					2
	8/89-3/93			15-1021		Joint Kit	X	A/T		22	30	53	81	48					2
	8/89-3/93			16-1004		Joint Kit		X A/T			33		94						
	8/89-3/93		L	16-1010B		Joint Kit		X M/T			33		100						
	8/89-3/93		R	16-1010A		Joint Kit		X M/T			33		100						
	8/89-3/93			16-0010		Joint		X M/T			33		100						
	8/89-3/93		L	17-0002		Driveshaft		A/T		22			81	94		77		538	10
	8/89-3/93		L	17-0339		Driveshaft		M/T		22			90	100		78		530	10
	8/89-3/93		R	17-0354		Driveshaft		A/T		22			81	94		77		750	10
	8/89-3/93		R	17-0418		Driveshaft		M/T		22			90	100		78		745	10
1.8GLi, GTi (82 kW)	8/84-7/92	15-F-000001-15-N-040000		15-1009		Joint Kit	X			22	30	53	90	49					2
	8/83-7/84	15-E-000001-15-E-035000		15-1021		Joint Kit	X			22	30	53	81	48					2
	8/83-7/84	15-E-000001-15-E-035000		16-1004		Joint Kit		X			33		94						
	8/84-7/92	15-F-000001-15-N-040000	L	16-1010B		Joint Kit		X			33		100						
	8/84-7/92	15-F-000001-15-N-040000	R	16-1010A		Joint Kit		X			33		100						
	8/84-7/92	15-F-000001-15-N-040000		16-0010		Joint		X			33		100						
	8/83-7/84	15-E-000001-15-E-035000	L	17-0052		Driveshaft				22			81	94		77		540	10
	8/87-7/93	15-F-000001-15-N-040000	L	17-0339		Driveshaft				22			90	100		78		530	10
	8/83-7/84	15-E-000001-15-E-035000	R	17-0053		Driveshaft				22			81	94		77		750	10
	8/87-7/93	15-F-000001-15-N-040000	R	17-0418		Driveshaft				22			90	100		78		745	10
Golf II (19E) - Jetta																			
	8/83-10/91	17-D-641910-1G-N-158228		15-1021		Joint Kit	X	M/T		22	30	53	81	48					2
	8/83-10/91	17-D-641910-1G-N-158228		16-1003		Joint Kit		X M/T			33		92						
11/83-10/91		L	17-0121		Driveshaft		M/T		22			81	92		77		560	10	

Per ordinare i GIUNTI senza KIT, sostituire il primo numero dopo il precodice con 0 mantenendo invariate le ultime 3 cifre. (Es:15-1001 c/KIT=15-0001 senza KIT / 16-1001 c/KIT =16-0001 senza KIT)
By request we supply outer and inner CVJ without KIT (Eg.:15-1001 with KIT=15-0001 without KIT / 16-1001 with KIT =16-0001 without KIT)



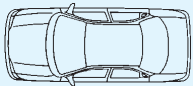
Legenda quote dimensionali vedi pagina I
Legenda of dimensions see page I

		CHASSIS	L/R	METELLI ref.	ABS	DESCRIP-TION			INFO	A	B	C	D	E	F	H	I	L	Fig
VOLKSWAGEN																			
Golf II (19E) - Jetta																			
1.05 (33-37 kW)	11/83-10/91		R	17-0122		Driveshaft			M/T	22			81	92		77		775	10
1.3 (37-40-44 kW)	8/83-7/92	17-D-641910-1G-N-300000		15-1021		Joint Kit	X		M/T	22	30	53	81	48					2
	8/83-7/92	17-D-641910-1G-N-300000		16-1003		Joint Kit		X	M/T		33		92						
	8/83-12/92		L	17-0121		Driveshaft			M/T	22			81	92		77		560	10
	8/83-12/92		R	17-0122		Driveshaft			M/T	22			81	92		77		775	10
1.6 (51-53-55 kW)	83-12/92			15-1021		Joint Kit	X		A/T+M/T	22	30	53	81	48					2
	83-12/92			16-1004		Joint Kit		X	A/T+M/T		33		94						
	8/83-07/92	17-D641 910	L	17-0002		Driveshaft			A/T+M/T	22			81	94		77		538	10
	8/83-07/92	17-D641 910	R	17-0003		Driveshaft			A/T+M/T	22			81	94		77		772	10
1.6D (40 kW)	83-10/91			15-1021		Joint Kit	X		M/T	22	30	53	81	48					2
	83-10/91			16-1004		Joint Kit		X	M/T		33		94						
	8/83-10/91	17-D641 910-1G-N-158 228	L	17-0002		Driveshaft				22			81	94		77		538	10
	8/83-10/91	17-D641 910-1G-N-158 228	R	17-0003		Driveshaft				22			81	94		77		772	10
1.6TD (44-51-59 kW)	83-10/91			15-1021		Joint Kit	X		M/T	22	30	53	81	48					2
	83-10/91			16-1004		Joint Kit		X	M/T		33		94						
	8/83-10/91	17-D641-910-1G-N-158 228	L	17-0002		Driveshaft				22			81	94		77		538	10
	8/83-10/91	17-D641-910-1G-N-158 228	R	17-0003		Driveshaft				22			81	94		77		772	10
1.8 (62-66 kW)	11/91-	1H-N-000001-		15-1009		Joint Kit	X		M/T	22	30	53	90	49					2
	86-1/90			15-1021		Joint Kit	X		M/T	22	30	53	81	48					2
	86-1/90			16-1004		Joint Kit		X	M/T		33		94						
	11/91-	1H-N-000001-	L	16-1010B		Joint Kit		X	M/T		33		100						
	11/91-	1H-N-000001-	R	16-1010A		Joint Kit		X	M/T, FWD		33		100						
	11/91-	1H-N-000001-		16-0010		Joint		X	M/T, FWD		33		100						
	1/83-10/91	19-E-431 737-1G-N-158 228	L	17-0002		Driveshaft			A/T+M/T	22			81	94		77		538	10
	1/83-10/91	19-E-431 737-1G-N-158 228	R	17-0003		Driveshaft			A/T+M/T	22			81	94		77		772	10
1.8 Syncro (66-72 kW)	11/91-	1H-N-000001-		15-1009		Joint Kit	X		M/T, FWD	22	30	53	90	49					2

Per ordinare i GIUNTI senza KIT, sostituire il primo numero dopo il precodice con 0 mantenendo invariate le ultime 3 cifre. (Es:15-1001 c/KIT=15-0001 senza KIT / 16-1001 c/KIT =16-0001 senza KIT)
By request we supply outer and inner CVJ without KIT (Eg.:15-1001 with KIT=15-0001 without KIT / 16-1001 with KIT =16-0001 without KIT)

Legenda quote dimensionali vedi pagina I

Legenda of dimensions see page I



L/R

METELLI
ref.

ABS

DESCRIP-
TION

INFO

A

B267C

D

E

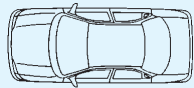
F

H

I

L

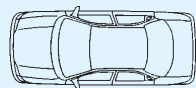
Fig



Legenda quote dimensionali vedi pagina I
 Legenda of dimensions see page I

		CHASSIS	L/R	METELLI ref.	ABS	DESCRIP-TION			INFO	A	B	C	D	E	F	H	I	L	Fig
VOLKSWAGEN																			
Golf III (1HX0)																			
1.4 (44 kW)																			
	10/91-8/97	-1H-SP-70000		16-1003		Joint Kit		X	M/T		33		92						
	10/91-8/97	1H-T-000001-		16-1004		Joint Kit		X	M/T		33		94						
	11/91-7/92		L	17-0352		Driveshaft				22			81	92		77		585	10
	8/92-		L	17-0352		Driveshaft				22			81	92		77		585	10
	8/92-		R	17-0353		Driveshaft				22			81	92		77		780	10
	11/91-7/92		R	17-0355		Driveshaft				22			81	92		77		795	10
1.6 (55 kW)																			
	92-8/97			15-1021		Joint Kit	X		M/T	22	30	53	81	48					2
	92-8/97	-1H-S-180000		16-1003		Joint Kit		X	M/T		33		92						
	92-8/97	1H-S-180001-		16-1004		Joint Kit		X	M/T		33		94						
	10/94-		L	17-0121		Driveshaft				22			81	92		77		560	10
	9/92-9/94		L	17-0352		Driveshaft				22			81	92		77		585	10
	9/92-9/94		R	17-0355		Driveshaft				22			81	92		77		795	10
	10/94-		R	17-0355		Driveshaft				22			81	92		77		795	10
1.6 (74 kW)																			
	9/92-8/97			15-1009		Joint Kit	X		A/T	22	30	53	90	49					2
	92-8/97			15-1021		Joint Kit	X		M/T	22	30	53	81	48					2
	92-8/97	1H-S-180001-		16-1004		Joint Kit		X	M/T		33		94						
1.8 (55-66 kW)																			
	11/91-8/97	-1H-R-9900000		15-1009		Joint Kit	X		A/T+M/T, FWD	22	30	53	90	49					2
	11/91-8/97	-1H-R-9900000	L	16-1010B		Joint Kit		X	A/T+M/T, FWD		33		100						
	11/91-8/97	-1H-R-9900000	R	16-1010A		Joint Kit		X	A/T+M/T, FWD		33		100						
	11/91-8/97	-1H-R-9900000		16-0010		Joint		X	A/T+M/T, FWD		33		100						
	11/91-		L	17-0187		Driveshaft				22			90	100		78		555	10
	11/91-		R	17-0188		Driveshaft				22			90	100		78		790	10
1.8 Syncro (66 kW)																			
	11/91-8/97	-1H-R-9900000		15-1009		Joint Kit	X		A/T+M/T, FWD	22	30	53	90	49					2
	11/91-8/97			16-1004		Joint Kit		X	M/T, RWD		33		94						
	11/91-8/97	-1H-R-9900000	L	16-1010B		Joint Kit		X	A/T+M/T, FWD		33		100						
	11/91-8/97	-1H-R-9900000	R	16-1010A		Joint Kit		X	A/T+M/T, FWD		33		100						

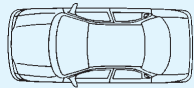
Per ordinare i GIUNTI senza KIT, sostituire il primo numero dopo il precodice con 0 mantenendo invariate le ultime 3 cifre. (Es:15-1001 c/KIT=15-0001 senza KIT / 16-1001 c/KIT =16-0001 senza KIT)
 By request we supply outer and inner CVJ without KIT (Eg.:15-1001 with KIT=15-0001 without KIT / 16-1001 with KIT =16-0001 without KIT)



Legenda quote dimensionali vedi pagina I
Legenda of dimensions see page I

		CHASSIS	L/R	METELLI ref.	ABS	DESCRIP- TION	INFO	A	B	C	D	E	F	H	I	L	Fig
VOLKSWAGEN																	
Golf III (1HX0)																	
1.8 Syncro (66 kW)	11/91-8/97	-1H-R-9900000		16-0010		Joint	X A/T+M/T, FWD		33		100						
1.9D (48 kW)	11/91-8/97			15-1021		Joint Kit	X M/T	22	30	53	81	48					2
	11/91-8/97			16-1004		Joint Kit	X M/T		33		94						
	11/91-		L	17-0121		Driveshaft		22			81	92		77		560	10
	11/91-		R	17-0355		Driveshaft		22			81	92		77		795	10
1.9D Eco (48 kW)	11/91-8/97	-1H-R-9900000		15-1009		Joint Kit	X M/T	22	30	53	90	49					2
	11/91-8/97	-1H-R-9900000	L	16-1010B		Joint Kit	X M/T		33		100						
	11/91-8/97	-1H-R-9900000	R	16-1010A		Joint Kit	X M/T		33		100						
	11/91-8/97	-1H-R-9900000		16-0010		Joint	X M/T		33		100						
1.9TD, GTD (55 kW)	11/91-8/97	-1H-R-9900000		15-1009		Joint Kit	X A/T+M/T	22	30	53	90	49					2
	11/91-8/97	-1H-R-9900000	L	16-1010B		Joint Kit	X A/T+M/T		33		100						
	11/91-8/97	-1H-R-9900000	R	16-1010A		Joint Kit	X A/T+M/T		33		100						
	11/91-8/97	-1H-R-9900000		16-0010		Joint	X A/T+M/T		33		100						
	11/91-		L	17-0187		Driveshaft		22			90	100		78		555	10
	11/91-		R	17-0188		Driveshaft		22			90	100		78		790	10
1.9TDi (66 kW)	9/93-8/97			15-1009		Joint Kit	X M/T	22	30	53	90	49					2
	9/93-8/97		L	16-1010B		Joint Kit	X M/T		33		100						
	9/93-8/97		R	16-1010A		Joint Kit	X M/T		33		100						
	9/93-8/97			16-0010		Joint	X M/T		33		100						
	9/93-		L	17-0123		Driveshaft		22			90	100		78		550	10
	9/93-		R	17-0124		Driveshaft		22			90	100		78		785	10
1.9TDi (81 kW)	11/91-8/97	-1H-R-9900000		15-1009		Joint Kit	X A/T+M/T	22	30	53	90	49					2
	11/91-8/97	-1H-R-9900000	L	16-1010B		Joint Kit	X A/T+M/T		33		100						
	11/91-8/97	-1H-R-9900000	R	16-1010A		Joint Kit	X A/T+M/T		33		100						
	11/91-8/97	-1H-R-9900000		16-0010		Joint	X A/T+M/T		33		100						
2.0 (85 kW)	11/91-8/97	-1H-R-9900000		15-1009		Joint Kit	X A/T	22	30	53	90	49					2

Per ordinare i GIUNTI senza KIT, sostituire il primo numero dopo il precodice con 0 mantenendo invariate le ultime 3 cifre. (Es:15-1001 c/KIT=15-0001 senza KIT / 16-1001 c/KIT =16-0001 senza KIT)
By request we supply outer and inner CVJ without KIT (Eg.:15-1001 with KIT=15-0001 without KIT / 16-1001 with KIT =16-0001 without KIT)

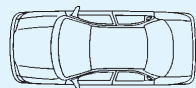


Legenda quote dimensionali vedi pagina I
Legenda of dimensions see page I

		CHASSIS	L/R	METELLI ref.	ABS	DESCRIP-TION			INFO	A	B	C	D	E	F	H	I	L	Fig
VOLKSWAGEN																			
Golf III (1HX0) 2.0 (85 kW)																			
	11/91-8/97	-1H-R-9900000	L	16-1010B		Joint Kit		X	A/T		33		100						
	11/91-8/97	-1H-R-9900000	R	16-1010A		Joint Kit		X	A/T		33		100						
	11/91-8/97	-1H-R-9900000		16-0010		Joint		X	A/T		33		100						
	1/92-		L	17-0356		Driveshaft				36			90	100		71		550	10
	1/92-		R	17-0357		Driveshaft				36			90	100		71		785	10
2.0 GTi 16v (110 kW)																			
	11/91-8/97	-1H-SP-700000		15-1189		Joint Kit	X		A/T+M/T	36	30	52,8	90	40					2
	11/91-8/97	-1H-SP-700000	L	16-1010B		Joint Kit		X	A/T+M/T		33		100						
	11/91-8/97	-1H-SP-700000	R	16-1010A		Joint Kit		X	A/T+M/T		33		100						
	11/91-8/97	-1H-SP-700000		16-0010		Joint		X	A/T+M/T		33		100						
	1/92-		L	17-0358		Driveshaft				36			90	100		71		555	10
	1/92-		R	17-0357		Driveshaft				36			90	100		71		785	10
2.8 VR6 (128 kW)																			
	11/91-8/97	-1H-SP-700000		15-1189		Joint Kit	X		A/T+M/T	36	30	52,8	90	40					2
	11/91-8/97	-1H-SP-700000	L	16-1010B		Joint Kit		X	A/T+M/T		33		100						
	11/91-8/97	-1H-SP-700000	R	16-1010A		Joint Kit		X	A/T+M/T		33		100						
	11/91-8/97	-1H-SP-700000		16-0010		Joint		X	A/T+M/T		33		100						
	11/91-8/97	-1H-SP-700000		16-0010		Joint		X	A/T		33		100						
	11/91-8/97	-1H-SP-700000		16-0010		Joint		X	M/T		33		100						
	1/92-		L	17-0358		Driveshaft				36			90	100		71		555	10
	1/92-		R	17-0357		Driveshaft				36			90	100		71		785	10
Golf III Cabrio (1E) 1.8 (55-66 kW)																			
	9/93-	1E-R-000001-		15-1009		Joint Kit	X		A/T+M/T	22	30	53	90	49					2
	9/93-	1E-R-000001-	L	16-1010B		Joint Kit		X	A/T+M/T		33		100						
	9/93-	1E-R-000001-	R	16-1010A		Joint Kit		X	A/T+M/T		33		100						
	9/93-	1E-R-000001-		16-0010		Joint		X	A/T+M/T		33		100						
	9/93-		L	17-0187		Driveshaft				22			90	100		78		555	10

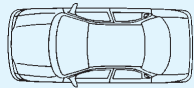
Per ordinare i GIUNTI senza KIT, sostituire il primo numero dopo il precodice con 0 mantenendo invariate le ultime 3 cifre. (Es:15-1001 c/KIT=15-0001 senza KIT / 16-1001 c/KIT =16-0001 senza KIT)
By request we supply outer and inner CVJ without KIT (Eg.:15-1001 with KIT=15-0001 without KIT / 16-1001 with KIT =16-0001 without KIT)

Legenda quote dimensionali vedi pagina I
Legenda of dimensions see page I



		CHASSIS	L/R	METELLI ref.	ABS	DESCRIP- TION			INFO	A	B	C	D	E	F	H	I	L	Fig
VOLKSWAGEN																			
Golf III Cabrio (1E) 1.8 (55-66 kW)	9/93-		R	17-0188		Driveshaft				22			90	100		78		790	10
1.9TDi (66-81 kW)	8/95-98			15-1009		Joint Kit	X		M/T	22	30	53	90	49					2
	8/95-98		L	16-1010B		Joint Kit		X	M/T		33		100						
	8/95-98		R	16-1010A		Joint Kit		X	M/T		33		100						
	8/95-98			16-0010		Joint		X	M/T		33		100						
	8/95-98		L	17-0123		Driveshaft			M/T	22			90	100		78		550	10
	8/95-98		R	17-0124		Driveshaft			M/T	22			90	100		78		785	10
2.0 (85 kW)	9/93-	1E-R-000001-		15-1009		Joint Kit	X		A/T+M/T	22	30	53	90	49					2
	9/93-	1E-R-000001-	L	16-1010B		Joint Kit		X	A/T+M/T		33		100						
	9/93-	1E-R-000001-	R	16-1010A		Joint Kit		X	A/T+M/T		33		100						
	9/93-	1E-R-000001-		16-0010		Joint		X	A/T+M/T		33		100						
	9/93-		L	17-0187		Driveshaft				22			90	100		78		555	10
	9/93-		R	17-0188		Driveshaft				22			90	100		78		790	10
Golf III Variant 1.4 (40-44 kW)	1/92-	1H-N-105002-		15-1021		Joint Kit	X		M/T	22	30	53	81	48					2
	1/92-	1H-N-105002-		16-1003		Joint Kit		X	M/T		33		92						
	7/93-4/99	1H-T-000001-		16-1004		Joint Kit		X			33		94						
	1/92-		L	17-0352		Driveshaft			M/T	22			81	92		77		585	10
	8/92-		R	17-0353		Driveshaft			M/T	22			81	92		77		780	10
	1/92-7/92		R	17-0355		Driveshaft				22			81	92		77		795	10
1.6 (55 kW)	9/92-4/99	1H-S-180001-		15-1021		Joint Kit	X		M/T	22	30	53	81	48					2
	9/92-9/94	1H-P-114031-1H-S-180000		16-1003		Joint Kit		X	M/T		33		92						
	8/92-9/94		L	17-0352		Driveshaft			M/T	22			81	92		77		585	10
	8/92-9/94		R	17-0353		Driveshaft			M/T	22			81	92		77		780	10
1.6 (75 kW)	7/94-4/99	1H-S-000001-		15-1009		Joint Kit	X		A/T	22	30	53	90	49					2

Per ordinare i GIUNTI senza KIT, sostituire il primo numero dopo il precodice con 0 mantenendo invariate le ultime 3 cifre. (Es:15-1001 c/KIT=15-0001 senza KIT / 16-1001 c/KIT =16-0001 senza KIT)
By request we supply outer and inner CVJ without KIT (Eg.:15-1001 with KIT=15-0001 without KIT / 16-1001 with KIT =16-0001 without KIT)

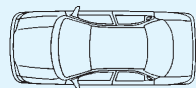


Legenda quote dimensionali vedi pagina I
 Legenda of dimensions see page I

		CHASSIS	L/R	METELLI ref.	ABS	DESCRIP-TION			INFO	A	B	C	D	E	F	H	I	L	Fig
VOLKSWAGEN																			
Golf III Variant																			
1.6 (75 kW)																			
	9/92-4/99	1H-S-180001-		15-1021		Joint Kit	X		M/T	22	30	53	81	48					2
	10/94-4/99	1H-S-180001-		16-1004		Joint Kit		X	M/T		33		94						
	10/94-4/99		L	17-0121		Driveshaft			M/T	22			81	92		77		560	10
	10/94-4/99		R	17-0355		Driveshaft			M/T	22			81	92		77		795	10
1.8 (55-66 kW)																			
	1/92-7/94	1H-N-105002-1H-R-990000		15-1009		Joint Kit	X		A/T+M/T	22	30	53	90	49					2
	8/83-10/91	17-D-641910-1G-N-158228		15-1021		Joint Kit	X		A/T	22	30	53	81	48					2
	1/92-7/94	1H-N-105002-1H-R-990000	L	16-1010B		Joint Kit		X	A/T+M/T		33		100						
	1/92-7/94	1H-N-105002-1H-R-990000	R	16-1010A		Joint Kit		X	A/T+M/T		33		100						
	1/92-7/94	1H-N-105002-1H-R-990000		16-0010		Joint	X		A/T+M/T		33		100						
	1/92-		L	17-0187		Driveshaft				22			90	100		78		555	10
	1/92-		R	17-0188		Driveshaft				22			90	100		78		790	10
1.9D, SDi (47-48 kW)																			
	1/92-4/99			15-1021		Joint Kit	X		M/T	22	30	53	81	48					2
	1/92-4/99			16-1004		Joint Kit		X	M/T		33		94						
	1/92-		L	17-0121		Driveshaft				22			81	92		77		560	10
	1/92-		R	17-0355		Driveshaft				22			81	92		77		795	10
1.9TD (55 kW)																			
	93-99			15-1009		Joint Kit	X		A/T+M/T	22	30	53	90	49					2
	93-99	-1H-R-990000	L	16-1010B		Joint Kit		X	A/T+M/T		33		100						
	93-99	-1H-R-990000	R	16-1010A		Joint Kit		X	A/T+M/T		33		100						
	93-99	-1H-R-990000		16-0010		Joint	X		A/T		33		100						
	93-99	-1H-R-990000		16-0010		Joint	X		A/T+M/T		33		100						
	93-99			16-0010		Joint	X		M/T		33		100						
	93-99		L	17-0187		Driveshaft			M/T	22			90	100		78		555	10
	93-99		R	17-0188		Driveshaft			M/T	22			90	100		78		790	10
1.9TDi (66-81 kW)																			
	9/93-4/99			15-1009		Joint Kit	X		M/T	22	30	53	90	49					2
	7/94-4/99		L	16-1010B		Joint Kit		X	M/T		33		100						
	7/94-4/99		R	16-1010A		Joint Kit		X	M/T		33		100						

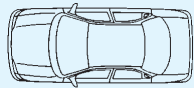
Per ordinare i GIUNTI senza KIT, sostituire il primo numero dopo il precodice con 0 mantenendo invariate le ultime 3 cifre. (Es:15-1001 c/KIT=15-0001 senza KIT / 16-1001 c/KIT =16-0001 senza KIT)
 By request we supply outer and inner CVJ without KIT (Eg.:15-1001 with KIT=15-0001 without KIT / 16-1001 with KIT =16-0001 without KIT)

Legenda quote dimensionali vedi pagina I
Legenda of dimensions see page I



		CHASSIS	L/R	METELLI ref.	ABS	DESCRIP- TION		INFO	A	B	C	D	E	F	H	I	L	Fig
VOLKSWAGEN																		
Golf III Variant																		
1.9TDi (66-81 kW)	7/94-4/99			16-0010		Joint	X	M/T		33		100						
	9/93-4/99		L	17-0123		Driveshaft		M/T	22			90	100		78		550	10
	9/93-4/99		R	17-0124		Driveshaft		M/T	22			90	100		78		785	10
2.0 (85 kW)	7/93-4/99	1H-S-000001-		15-1009		Joint Kit	X	M/T, Australia, Japan, Eng. ADY, 2E	22	30	53	90	49					2
	7/93-4/99			15-1009		Joint Kit	X	A/T, Exc. Australia, Japan	22	30	53	90	49					2
	7/93-4/99			15-1189		Joint Kit	X	M/T, Exc. Australia, Japan	36	30	52,8	90	40					2
	7/93-4/99	-1H-R-990000	L	16-1010B		Joint Kit	X	A/T+M/T		33		100						
	7/93-4/99	-1H-R-990000	R	16-1010A		Joint Kit	X	A/T+M/T		33		100						
	7/93-4/99	-1H-R-990000		16-0010		Joint	X	A/T+M/T		33		100						
	7/93-4/99	-1H-R-990000		16-0010		Joint	X	A/T		33		100						
	7/93-4/99			16-0010		Joint	X	M/T		33		100						
	1/92-		L	17-0356		Driveshaft			36			90	100		71		550	10
	1/92-		R	17-0357		Driveshaft			36			90	100		71		785	10
Golf IV (1J), Variant																		
1.4 16v (55 kW)	8/97-			15-1189		Joint Kit	X	A/T	36	30	52,8	90	40					2
	8/97-			15-1241		Joint Kit	X	M/T	36	30	53	81	40					2
	8/97-			16-1022		Joint Kit	X	A/T+M/T		33		94						
	8/97-		L	17-0445		Driveshaft			36			90	94		78		769	10
	8/97-		R	17-0446		Driveshaft			36			90	94		78		822	10
1.6 (74 kW)	8/97-			15-1189		Joint Kit	X	A/T	36	30	52,8	90	40					2
	8/97-			15-1241		Joint Kit	X	M/T	36	30	53	81	40					2
	8/97-			16-1022		Joint Kit	X	A/T+M/T		33		94						
1.8 (92 kW)	8/97-			15-1189		Joint Kit	X	M/T	36	30	52,8	90	40					2
	8/97-			16-1022		Joint Kit	X	A/T		33		94						
1.8 Turbo (110 kW)	8/97-			15-1189		Joint Kit	X	M/T	36	30	52,8	90	40					2

Per ordinare i GIUNTI senza KIT, sostituire il primo numero dopo il precodice con 0 mantenendo invariate le ultime 3 cifre. (Es:15-1001 c/KIT=15-0001 senza KIT / 16-1001 c/KIT =16-0001 senza KIT)
By request we supply outer and inner CVJ without KIT (Eg.:15-1001 with KIT=15-0001 without KIT / 16-1001 with KIT =16-0001 without KIT)

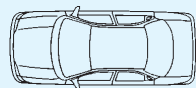


Legenda quote dimensionali vedi pagina I
 Legenda of dimensions see page I

		CHASSIS	L/R	METELLI ref.	ABS	DESCRIP-TION			INFO	A	B	C	D	E	F	H	I	L	Fig
VOLKSWAGEN																			
Golf IV (1J), Variant																			
1.9SDi (50 kW)	8/97-			15-1189		Joint Kit	X		A/T	36	30	52,8	90	40					2
	8/97-			15-1241		Joint Kit	X		M/T	36	30	53	81	40					2
	8/97-			16-1022		Joint Kit		X	M/T		33		94						
1.9TDi (66-81 kW)	8/97-			15-1189		Joint Kit	X		M/T	36	30	52,8	90	40					2
	8/97-		L	16-1010B		Joint Kit		X	M/T		33		100						
	8/97-		R	16-1010A		Joint Kit		X	M/T		33		100						
	8/97-			16-0010		Joint		X	M/T		33		100						
	8/97-		L	17-0447		Driveshaft				36			90	100		78		555	10
	8/97-		R	17-0448		Driveshaft				36			91	100		78		820	10
1.9TDi (85 kW)	98-01			15-1381	45	Joint Kit	X			33	27	53	98	30					2
	12/98-		L	17-0443		Driveshaft				36			98	108		78			10
	12/98-		R	17-0444		Driveshaft				36			98	108		78			10
2.0 (85 kW)	98-			15-1189		Joint Kit	X			36	30	52,8	90	40					2
2.3 VR5 (110 kW)	8/97-			15-1189		Joint Kit	X		M/T	36	30	52,8	90	40					2
Ittis																			
1.6 (51 kW)	9/87-12/88			15-1150		Joint Kit	X		M/T, FWD	26	28	56,4	98	51					3
1.7 (55 kW)	1/79-10/86			15-1150		Joint Kit	X		M/T, FWD	26	28	56,4	98	51					3
Lupo (6X)																			
1.0 (37 kW)	4/98-			15-1190		Joint Kit	X			22	30	53	81	48					2
	4/98-		L	17-0470		Driveshaft				22			81	92		78			
	4/98-		R	17-0471		Driveshaft				22			81	92		78			
1.2 TDi (45 kW)	4/98-		L	17-0475		Driveshaft				22			81			78			
	4/98-		R	17-0476		Driveshaft				22			81			78			
1.4 (44 kW)	4/98-		L	17-0468		Driveshaft				22			81	92		78			

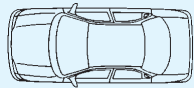
Per ordinare i GIUNTI senza KIT, sostituire il primo numero dopo il precodice con 0 mantenendo invariate le ultime 3 cifre. (Es:15-1001 c/KIT=15-0001 senza KIT / 16-1001 c/KIT =16-0001 senza KIT)
 By request we supply outer and inner CVJ without KIT (Eg.:15-1001 with KIT=15-0001 without KIT / 16-1001 with KIT =16-0001 without KIT)

Legenda quote dimensionali vedi pagina I
Legenda of dimensions see page I



		CHASSIS	L/R	METELLI ref.	ABS	DESCRIP- TION	INFO	A	B	C	D	E	F	H	I	L	Fig
VOLKSWAGEN																	
Lupo (6X)																	
1.4 (44 kW)	4/98-		R	17-0469		Driveshaft		22			81	92		78			
1.4 16v (55 kW)	4/97-			15-1190		Joint Kit	X	22	30	53	81	48					2
	4/98-		L	17-0468		Driveshaft		22			81	92		78			
	4/98-		R	17-0469		Driveshaft		22			81	92		78			
1.4 16v (74 kW)	4/98-		L	17-0468		Driveshaft		22			81	92		78			
	4/98-		R	17-0469		Driveshaft		22			81	92		78			
1.4 TDi (55 kW)	4/98-	-6X10060000	L	17-0472		Driveshaft											
	4/98-	6X10060001-	L	17-0473		Driveshaft											
	4/98-		R	17-0474		Driveshaft											
1.7SDi (44 kW)	4/98-			15-1190		Joint Kit	X	22	30	53	81	48					2
	4/98-		L	17-0468		Driveshaft		22			81	92		78			
	4/98-		R	17-0469		Driveshaft		22			81	92		78			
New Beetle (9C)																	
1.9TDi (66 kW)	1/98-			15-1189		Joint Kit	X	36	30	52,8	90	40					2
2.0 (85 kW)	1/98-			15-1189		Joint Kit	X	36	30	52,8	90	40					2
Parati																	
1.5	83-86			15-1049		Joint Kit	X	22	30	51	81	48					3
1.6	83-86			15-1049		Joint Kit	X	22	30	51	81	48					3
	87-89			15-1096		Joint Kit	X	22	30	51	81	48					2
1.6 Motor AE	90-			15-1096		Joint Kit	X	22	30	51	81	48					2
Passat (32, 33), Variant																	
1.3 (40-44 kW)	5/73-4/80	3242000001-32-A-150000		15-1049		Joint Kit	X	22	30	51	81	48					3
	5/73-4/80	3242000001-32-A-150000		16-1004		Joint Kit			33		94						

Per ordinare i GIUNTI senza KIT, sostituire il primo numero dopo il precodice con 0 mantenendo invariate le ultime 3 cifre. (Es:15-1001 c/KIT=15-0001 senza KIT / 16-1001 c/KIT =16-0001 senza KIT)
By request we supply outer and inner CVJ without KIT (Eg.:15-1001 with KIT=15-0001 without KIT / 16-1001 with KIT =16-0001 without KIT)

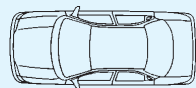


Legenda quote dimensionali vedi pagina I
 Legenda of dimensions see page I

		CHASSIS	L/R	METELLI ref.	ABS	DESCRIP-TION			INFO	A	B	C	D	E	F	H	I	L	Fig
VOLKSWAGEN																			
Passat (32, 33), Variant																			
1.5 (55-63 kW)	5/73-12/75	3242000001-3262087472		15-1049		Joint Kit	X		A/T+M/T	22	30	51	81	48					3
	5/73-12/75	3242000001-3262087472		16-1004		Joint Kit		X	A/T+M/T		33		94						
1.6 (63 kW)	5/73-4/80	3242000001-32-A-150000		15-1049		Joint Kit	X		A/T+M/T	22	30	51	81	48					3
	5/73-4/80	3242000001-32-A-150000		16-1004		Joint Kit		X	A/T+M/T		33		94						
Passat (32B), Variant																			
1.3 (40-44 kW)	4/80-7/87	32-A-150001-32-H-220000		15-1096		Joint Kit	X		M/T	22	30	51	81	48					2
	4/80-7/87	32-A-150001-32-H-220000		16-1004		Joint Kit		X	M/T		33		94						
1.6 (51-53-55-63 kW)	4/80-3/88	32-A-150001-32-J-299999		15-1096		Joint Kit	X		A/T+M/T	22	30	51	81	48					2
	4/80-3/88	32-A-150001-32-J-299999		16-1004		Joint Kit		X	A/T+M/T		33		94						
1.6D (40 kW)	8/80-3/88	32-B-000001-32-J-299999		15-1096		Joint Kit	X		A/T+M/T	22	30	51	81	48					2
	8/80-3/88	32-B-000001-32-J-299999		16-1004		Joint Kit		X	A/T+M/T		33		94						
1.6TD (51 kW)	12/81-7/85	32-C-110981-32-F-500000		15-1096		Joint Kit	X		A/T+M/T	22	30	51	81	48					2
	12/81-7/85	32-C-110981-32-F-500000		16-1004		Joint Kit		X	A/T+M/T		33		94						
1.8 (64-66 kW)	1/83-3/83	32-D-099298-32-J-299999		15-1096		Joint Kit	X		A/T	22	30	51	81	48					2
	1/83-3/83	32-D-099298-32-J-299999		16-1004		Joint Kit		X	A/T		33		94						
1.8 (82 kW)	12/83-3/88			15-1009		Joint Kit	X		A/T+M/T	22	30	53	90	49					2
	12/83-3/88		L	16-1010B		Joint Kit		X	A/T+M/T		33		100						
	12/83-3/88		R	16-1010A		Joint Kit		X	A/T+M/T		33		100						
	12/83-3/88			16-0010		Joint		X	A/T+M/T		33		100						
	12/83-3/88		L	17-0123		Driveshaft			A/T+M/T	22			90	100		78		550	10
	12/83-3/88		R	17-0124		Driveshaft			A/T+M/T	22			90	100		78		785	10
1.8, 2.2 Syncro (66-88 kW)	4/84-7/88	33-H-086637-		15-1050		Joint Kit	X		RWD	22	30	51	90	49					2
	4/84-7/88	33-H-086637-		15-1050		Joint Kit	X		FWD	22	30	51	90	49					2
	4/84-12/86	-33-H-086636		15-1096		Joint Kit	X		RWD	22	30	51	81	48					2
	4/84-12/86	-33-H-086636		16-1004		Joint Kit		X	RWD		33		94						

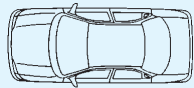
Per ordinare i GIUNTI senza KIT, sostituire il primo numero dopo il precodice con 0 mantenendo invariate le ultime 3 cifre. (Es:15-1001 c/KIT=15-0001 senza KIT / 16-1001 c/KIT =16-0001 senza KIT)
 By request we supply outer and inner CVJ without KIT (Eg.:15-1001 with KIT=15-0001 without KIT / 16-1001 with KIT =16-0001 without KIT)

Legenda quote dimensionali vedi pagina I
Legenda of dimensions see page I



		CHASSIS	L/R	METELLI ref.	ABS	DESCRIP- TION		INFO	A	B	C	D	E	F	H	I	L	Fig
VOLKSWAGEN																		
Passat (32B), Variant 1.8, 2.2 Syncro (66-88 kW)	4/84-7/88	33-H-086637-		16-1010		Joint Kit	X	RWD		33		100						
	4/84-7/88	33-H-086637-		16-1010		Joint Kit	X	FWD		33		100						
1.9 (85 kW)	1/81-7/83	32-D-092501-32-D-300000		15-1050		Joint Kit	X	A/T+M/T	22	30	51	90	49					2
	1/81-7/83	32-B-040822-32-D-092500		15-1096		Joint Kit	X	A/T+M/T	22	30	51	81	48					2
	1/81-7/83	32-B-040822-32-D-092500		16-1004		Joint Kit	X	A/T+M/T		33		94						
	1/81-7/83	32-D-092501-32-D-300000		16-1010		Joint Kit	X	A/T+M/T		33		100						
	12/82-7/83	32-D-092501-32-D-300000	R	16-1010B		Joint Kit	X	A/T		33		100						
	12/82-7/83	32-D-092501-32-D-300000		16-0010		Joint	X	A/T		33		100						
2.0 (85 kW)	8/83-3/88	32-E-000001-32-J-299999		15-1050		Joint Kit	X	A/T	22	30	51	90	49					2
	8/83-3/88	32-E-000001-32-J-299999		15-1096		Joint Kit	X	M/T	22	30	51	81	48					2
	8/83-3/88	32-E-000001-32-J-299999		16-1004		Joint Kit	X	M/T		33		94						
	8/83-3/88	32-E-000001-32-J-299999	L	16-1010		Joint Kit	X	A/T		33		100						
	8/83-3/88	32-E-000001-32-J-299999	R	16-1010B		Joint Kit	X	A/T		33		100						
	8/83-3/88	32-E-000001-32-J-299999		16-0010		Joint	X	A/T		33		100						
2.2 (85 kW)	1/85-3/88	32-D-092501-32-J-299999		15-1050		Joint Kit	X	A/T+M/T	22	30	51	90	49					2
	8/80-12/82	32-B-000001-32-D-092500		15-1096		Joint Kit	X	A/T+M/T	22	30	51	81	48					2
	8/80-12/82	32-B-000001-32-D-092500		16-1004		Joint Kit	X	A/T+M/T		33		94						
	1/85-3/88	32-D-092501-32-J-299999		16-1010		Joint Kit	X	A/T+M/T		33		100						
	12/82-3/88	32-D-092501-32-J-299999	R	16-1010B		Joint Kit	X	A/T		33		100						
	12/82-3/88	32-D-092501-32-J-299999		16-0010		Joint	X	A/T		33		100						
2.2 (100 kW)	1/85-3/88	32-H-300001-32-J-299999		15-1128		Joint Kit	X	M/T	22	25	51	90	49					3
	1/85-3/88	32-H-300001-32-J-299999		16-1014		Joint Kit	X	M/T		28		108						
Passat (35I), Variant 1.6 (53-55 kW)	4/82-7/90	31-J-000001-31-L-400000		15-1021		Joint Kit	X	M/T	22	30	53	81	48					2
	4/82-7/90	31-J-000001-31-L-400000		16-1004		Joint Kit	X	M/T		33		94						

Per ordinare i GIUNTI senza KIT, sostituire il primo numero dopo il precodice con 0 mantenendo invariate le ultime 3 cifre. (Es:15-1001 c/KIT=15-0001 senza KIT / 16-1001 c/KIT =16-0001 senza KIT)
By request we supply outer and inner CVJ without KIT (Eg.:15-1001 with KIT=15-0001 without KIT / 16-1001 with KIT =16-0001 without KIT)

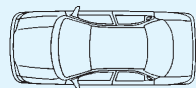


Legenda quote dimensionali vedi pagina I
 Legenda of dimensions see page I

		CHASSIS	L/R	METELLI ref.	ABS	DESCRIP-TION			INFO	A	B	C	D	E	F	H	I	L	Fig
VOLKSWAGEN																			
Passat (35l), Variant 1.6 (53-55 kW)	4/88-7/90		L	17-0121		Driveshaft				22			81	92		77		560	10
	4/88-7/90		R	17-0355		Driveshaft				22			81	92		77		795	10
1.6 (74 kW)	7/94-12/95			15-1009		Joint Kit	X		M/T	22	30	53	90	49					2
	7/94-12/95		L	16-1010B		Joint Kit		X	M/T		33		100						
	7/94-12/95		R	16-1010A		Joint Kit		X	M/T		33		100						
	7/94-12/95			16-0010		Joint		X	M/T		33		100						
	7/94-12/95		L	17-0123		Driveshaft			M/T	22			90	100		78		550	10
	7/94-12/95		R	17-0124		Driveshaft			M/T	22			90	100		78		785	10
1.6TD (59 kW)	8/88-10/93	31-M-000001-		15-1009		Joint Kit	X		M/T	22	30	53	90	49					2
	4/88-7/90	-31-L-400000		15-1021		Joint Kit	X		M/T	22	30	53	81	48					2
	4/88-7/90	-31-L-400000		16-1004		Joint Kit		X	M/T		33		94						
	8/88-10/93	31-M-000001-	L	16-1010B		Joint Kit		X	M/T		33		100						
	8/88-10/93	31-M-000001-	R	16-1010A		Joint Kit		X	M/T		33		100						
	8/88-10/93	31-M-000001-		16-0010		Joint		X	M/T		33		100						
	4/88-7/90	-31-L-400000	L	17-0121		Driveshaft				22			81	92		77		560	10
	8/88-9/93	31-M-000001-	L	17-0123		Driveshaft			M/T	22			90	100		78		550	10
	8/88-9/93	31-M-000001-	R	17-0124		Driveshaft			M/T	22			90	100		78		785	10
4/88-7/90	-31-L-400000	R	17-0355		Driveshaft				22			81	92		77		795	10	
1.8 (55-66-79-82 kW)	2/88-8/96			15-1009		Joint Kit	X		A/T+M/T	22	30	53	90	49					2
	2/88-8/96		L	16-1010B		Joint Kit		X	A/T+M/T		33		100						
	2/88-8/96		R	16-1010A		Joint Kit		X	A/T+M/T		33		100						
	2/88-8/96			16-0010		Joint		X	A/T+M/T		33		100						
	2/88-9/94	31-J-000001-	L	17-0123		Driveshaft			M/T	22			90	100		78		550	10
	2/88-9/94	31-J-000001-	R	17-0124		Driveshaft			M/T	22			90	100		78		785	10
1.8 16v (100 kW)	2/88-8/96			15-1009		Joint Kit	X		A/T+M/T	22	30	53	90	49					2
	2/88-8/96		L	16-1010B		Joint Kit		X	A/T+M/T		33		100						

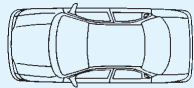
Per ordinare i GIUNTI senza KIT, sostituire il primo numero dopo il precodice con 0 mantenendo invariate le ultime 3 cifre. (Es:15-1001 c/KIT=15-0001 senza KIT / 16-1001 c/KIT =16-0001 senza KIT)
 By request we supply outer and inner CVJ without KIT (Eg.:15-1001 with KIT=15-0001 without KIT / 16-1001 with KIT =16-0001 without KIT)

Legenda quote dimensionali vedi pagina I
Legenda of dimensions see page I



		CHASSIS	L/R	METELLI ref.	ABS	DESCRIP- TION		INFO	A	B	C	D	E	F	H	I	L	Fig
VOLKSWAGEN																		
Passat (35l), Variant																		
1.8 16v (100 kW)	2/88-8/96		R	16-1010A		Joint Kit	X	A/T+M/T		33		100						
	2/88-8/96			16-0010		Joint	X	A/T+M/T		33		100						
1.8 G60 Syncro (118 kW)	8/88-8/96			15-1009		Joint Kit	X	M/T, FWD	22	30	53	90	49					2
	8/88-8/96			16-1004		Joint Kit	X	M/T, RWD		33		94						
	8/88-8/96		L	16-1010B		Joint Kit	X	M/T, FWD		33		100						
	8/88-8/96		R	16-1010A		Joint Kit	X	M/T, FWD		33		100						
	8/88-8/96			16-0010		Joint	X	M/T, FWD		33		100						
1.9D (50 kW)	5/89-10/93			15-1009		Joint Kit	X	M/T	22	30	53	90	49					2
	5/89-10/93		L	16-1010B		Joint Kit	X	M/T		33		100						
	5/89-10/93		R	16-1010A		Joint Kit	X	M/T		33		100						
	5/89-10/93			16-0010		Joint	X	M/T		33		100						
	5/89-8/96	31-n-105279-	L	17-0123		Driveshaft			22			90	100		78		550	10
	5/89-8/96	31-n-105279-	R	17-0124		Driveshaft			22			90	100		78		785	10
1.9TD (55 kW)	3/91-8/96			15-1009		Joint Kit	X	A/T+M/T	22	30	53	90	49					2
	3/91-8/96		L	16-1010B		Joint Kit	X	A/T+M/T		33		100						
	3/91-8/96		R	16-1010A		Joint Kit	X	A/T+M/T		33		100						
	3/91-8/96			16-0010		Joint	X	A/T+M/T		33		100						
	5/89-8/96	31-n-105279-	L	17-0123		Driveshaft			22			90	100		78		550	10
	5/89-8/96	31-n-105279-	R	17-0124		Driveshaft			22			90	100		78		785	10
1.9TDi (66 kW)	3/91-8/96			15-1009		Joint Kit	X	A/T+M/T	22	30	53	90	49					2
	3/91-8/96		L	16-1010B		Joint Kit	X	A/T+M/T		33		100						
	3/91-8/96		R	16-1010A		Joint Kit	X	A/T+M/T		33		100						
	3/91-8/96			16-0010		Joint	X	A/T+M/T		33		100						
1.9TDi (81 kW)	3/96-8/96			15-1189		Joint Kit	X	M/T	36	30	52,8	90	40					2
	3/96-8/96		L	16-1010B		Joint Kit	X	M/T		33		100						
	3/96-8/96		R	16-1010A		Joint Kit	X	M/T		33		100						

Per ordinare i GIUNTI senza KIT, sostituire il primo numero dopo il precodice con 0 mantenendo invariate le ultime 3 cifre. (Es.:15-1001 c/KIT=15-0001 senza KIT / 16-1001 c/KIT =16-0001 senza KIT)
By request we supply outer and inner CVJ without KIT (Eg.:15-1001 with KIT=15-0001 without KIT / 16-1001 with KIT =16-0001 without KIT)

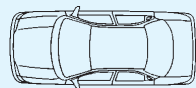


Legenda quote dimensionali vedi pagina I
 Legenda of dimensions see page I

		CHASSIS	L/R	METELLI ref.	ABS	DESCRIP-TION			INFO	A	B	C	D	E	F	H	I	L	Fig
VOLKSWAGEN																			
Passat (35l), Variant																			
1.9TDi (81 kW)	3/96-8/96			16-0010		Joint		X	M/T		33		100						
2.0 Syncro (85 kW)	10/90-8/96			15-1009		Joint Kit	X		M/T, FWD	22	30	53	90	49					2
	10/90-8/96			16-1004		Joint Kit		X	M/T, RWD		33		94						
	10/90-8/96		L	16-1010B		Joint Kit		X	M/T, FWD		33		100						
	10/90-8/96		R	16-1010A		Joint Kit		X	M/T, FWD		33		100						
	10/90-8/96			16-0010		Joint		X	M/T, FWD		33		100						
2.0 (79-85 kW)	8/88-8/96			15-1009		Joint Kit	X		A/T+M/T, FWD	22	30	53	90	49					2
	8/88-8/96		L	16-1010B		Joint Kit		X	A/T+M/T, FWD		33		100						
	8/88-8/96		R	16-1010A		Joint Kit		X	A/T+M/T, FWD		33		100						
	8/88-8/96			16-0010		Joint		X	A/T+M/T, FWD		33		100						
	2/90-9/94	31-N-105279-	L	17-0123		Driveshaft			M/T	22			90	100		78		550	10
	2/90-9/94	31-N-105279-	R	17-0124		Driveshaft			M/T	22			90	100		78		785	10
2.0 16v (110 kW)	1/94-8/96	31-N-105279-		15-1189		Joint Kit	X		M/T	36	30	52,8	90	40					2
	1/94-8/96	31-N-105279-	L	16-1010B		Joint Kit		X	M/T		33		100						
	1/94-8/96	31-N-105279-	R	16-1010A		Joint Kit		X	M/T		33		100						
	1/94-8/96	31-N-105279-		16-0010		Joint		X	M/T		33		100						
2.0 16v GT (100 kW)	8/88-8/96			15-1009		Joint Kit	X		A/T+M/T, FWD	22	30	53	90	49					2
	8/88-8/96		L	16-1010B		Joint Kit		X	A/T+M/T, FWD		33		100						
	8/88-8/96		R	16-1010A		Joint Kit		X	A/T+M/T, FWD		33		100						
	8/88-8/96			16-0010		Joint		X	A/T+M/T, FWD		33		100						
2.8 V6 (128 kW)	6/91-8/96	31-N-105279-		15-1189		Joint Kit	X		M/T	36	30	52,8	90	40					2
	6/91-8/96	31-N-105279-	L	16-1010B		Joint Kit		X	M/T		33		100						
	6/91-8/96	31-N-105279-	R	16-1010A		Joint Kit		X	M/T		33		100						
	6/91-8/96	31-N-105279-		16-0010		Joint		X	M/T		33		100						

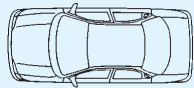
Per ordinare i GIUNTI senza KIT, sostituire il primo numero dopo il precodice con 0 mantenendo invariate le ultime 3 cifre. (Es:15-1001 c/KIT=15-0001 senza KIT / 16-1001 c/KIT =16-0001 senza KIT)
 By request we supply outer and inner CVJ without KIT (Eg.:15-1001 with KIT=15-0001 without KIT / 16-1001 with KIT =16-0001 without KIT)

Legenda quote dimensionali vedi pagina I
 Legenda of dimensions see page I



		CHASSIS	L/R	METELLI ref.	ABS	DESCRIP- TION		INFO	A	B	C	D	E	F	H	I	L	Fig
VOLKSWAGEN																		
Passat (3B2), Variant																		
1.6 (74 kW)	10/96-			15-1239	45	Joint Kit	X		33	30	53	87,9	30					2
	10/96-		L	17-0197	45	Driveshaft			33			88	100		30		610	14
	10/96-		R	17-0198	45	Driveshaft			33			88	100		30		630	14
1.8 20v, Turbo (92-110 kW)																		
	10/96-			15-1239	45	Joint Kit	X		33	30	53	87,9	30					2
	10/96-			16-1014		Joint Kit	X			28		108						
	10/96-		L	17-0199	45	Driveshaft			33			88	108		30		610	14
	10/96-		R	17-0200	45	Driveshaft			33			88	108		30		630	14
1.9 TDi (66 kW)																		
	10/96-			15-1239	45	Joint Kit	X		33	30	53	87,9	30					2
	10/96-		L	17-0201	45	Driveshaft			33			88	130		30		607	15
	10/96-		R	17-0202	45	Driveshaft			33			88	130		30		628	15
1.9 TDi, Syncro (81 kW)																		
	10/96-			15-1267	45	Joint Kit	X	FWD	38	27	59,5	98	34					2
2.3 VR5 (110 kW)																		
	10/96-			15-1239	45	Joint Kit	X		33	30	53	87,9	30					2
	10/96-11/00			15-1377	45	Joint Kit	X	A/T	38	30	59,6	87,9	34					2
	10/96-11/00			15-1379	45	Joint Kit	X	A/T, Design: GKN	38	30	59,6	87,9	34					2
	10/96-		L	17-0199	45	Driveshaft			33			88	108		30		610	14
	10/96-		R	17-0200	45	Driveshaft			33			88	108		30		630	14
2.5 Tdi, Syncro (110 kW)																		
	7/98-			15-1267	45	Joint Kit	X	FWD	38	27	59,5	98	34					2
2.8 30v, Syncro (142 kW)																		
	10/96-			15-1267	45	Joint Kit	X	FWD	38	27	59,5	98	34					2
Passat (3B3), Variant																		
1.6 (75 kW)	01-			15-1375	45	Joint Kit	X		33	30	53	87,9	30					2
1.8 T 20v (110 kW)	01-			15-1375	45	Joint Kit	X		33	30	53	87,9	30					2
1.9 TDi (74-85-96 kW)	00-			15-1381	45	Joint Kit	X		33	27	53	98	30					2
2.0 (96 kW)	01-			15-1375	45	Joint Kit	X		33	30	53	87,9	30					2

Per ordinare i GIUNTI senza KIT, sostituire il primo numero dopo il precodice con 0 mantenendo invariate le ultime 3 cifre. (Es.:15-1001 c/KIT=15-0001 senza KIT / 16-1001 c/KIT =16-0001 senza KIT)
 By request we supply outer and inner CVJ without KIT (Eg.:15-1001 with KIT=15-0001 without KIT / 16-1001 with KIT =16-0001 without KIT)

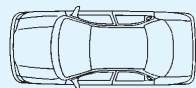


Legenda quote dimensionali vedi pagina I
 Legenda of dimensions see page I

		CHASSIS	L/R	METELLI ref.	ABS	DESCRIP-TION			INFO	A	B	C	D	E	F	H	I	L	Fig
VOLKSWAGEN																			
Polo (86 - 86C) 0.8 (26 kW)	4/75-10/83	86623000001-86-E-050306		15-1035		Joint Kit	X			20	25	45,5	77	48					2
	4/75-10/83	86623000001-86-E-050306		16-1003		Joint Kit		X			33		92						
1.1 (37 kW)	81-83			15-1035		Joint Kit	X			20	25	45,5	77	48					2
	81-83			16-1003		Joint Kit		X			33		92						
1.3 (45 kW)	4/75-10/83	86623000001-86-E-050306		15-1035		Joint Kit	X			20	25	45,5	77	48					2
	4/75-10/83	86623000001-86-E-050306		16-1003		Joint Kit		X			33		92						
Polo (86 - 86C) Coupé 1.05 (29-33 kW)	11/83-7/94			15-1034		Joint Kit	X		M/T	20	30	45,5	81	46					2
	11/83-7/94			16-1003		Joint Kit		X	M/T		33		92						
1.3, G40 (43-63 kW)	8/86-7/94	80-H-000001-80-R-150000		15-1034		Joint Kit	X			20	30	45,5	81	46					2
	8/86-7/94	80-H-000001-80-R-150000		16-1003		Joint Kit		X			33		92						
1.3D (45 kW)	8/86-7/94	80-H-000001-80-R-150000		15-1034		Joint Kit	X			20	30	45,5	81	46					2
	8/86-7/94	80-H-000001-80-R-150000		16-1003		Joint Kit		X			33		92						
Polo (6KV2, 5) Classic, Variant 1.4 (44 kW)	12/95-99			15-1021		Joint Kit	X		M/T	22	30	53	81	48					2
	12/95-99			16-1003		Joint Kit		X	M/T		33		92						
1.6 (55 kW)	12/95-99			15-1009		Joint Kit	X		M/T	22	30	53	90	49					2
	12/95-99		L	16-1010B		Joint Kit		X	M/T		33		100						
	12/95-99		R	16-1010A		Joint Kit		X	M/T		33		100						
	12/95-99			16-0010		Joint		X	M/T		33		100						
1.6 (74 kW)	12/95-99			15-1009		Joint Kit	X		M/T, France	22	30	53	90	49					2
	12/95-99			15-1021		Joint Kit	X		M/T	22	30	53	81	48					2
	12/95-99			16-1004		Joint Kit		X	M/T		33		94						
	12/95-99		L	16-1010B		Joint Kit		X	M/T, France		33		100						

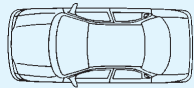
Per ordinare i GIUNTI senza KIT, sostituire il primo numero dopo il precodice con 0 mantenendo invariate le ultime 3 cifre. (Es:15-1001 c/KIT=15-0001 senza KIT / 16-1001 c/KIT =16-0001 senza KIT)
 By request we supply outer and inner CVJ without KIT (Eg.:15-1001 with KIT=15-0001 without KIT / 16-1001 with KIT =16-0001 without KIT)

Legenda quote dimensionali vedi pagina I
Legenda of dimensions see page I



		CHASSIS	L/R	METELLI ref.	ABS	DESCRIP- TION		INFO	A	B	C	D	E	F	H	I	L	Fig
VOLKSWAGEN																		
Polo (6KV2, 5) Classic, Variant 1.6 (74 kW)	12/95-99		R	16-1010A		Joint Kit	X	M/T, France		33		100						
	12/95-99			16-0010		Joint	X	M/T, France		33		100						
1.9D, SDi (47 kW)	12/95-10/96			15-1021		Joint Kit	X	M/T	22	30	53	81	48					2
	12/95-10/96			16-1004		Joint Kit	X	M/T		33		94						
1.9TDi (66 kW)	9/96-99			15-1009		Joint Kit	X	M/T	22	30	53	90	49					2
	9/96-99		L	16-1010B		Joint Kit	X	M/T		33		100						
	9/96-99		R	16-1010A		Joint Kit	X	M/T		33		100						
	9/96-99			16-0010		Joint	X	M/T		33		100						
	97-		L	17-0171		Driveshaft			22			90	100		78		520	10
	97-		R	17-0172		Driveshaft			22			90	100		78		765	10
Polo (6N1) 1.0 (33-37 kW)	10/94-99			15-1190		Joint Kit	X	M/T	22	30	53	81	48					2
	10/94-99			16-1023		Joint Kit	X	M/T		33		92						
	8/94-99		L	17-0127		Driveshaft			22			81	92		77		515	10
	8/94-99		R	17-0128		Driveshaft			22			81	92		77		740	10
1.3 (40 kW)	10/94-99			15-1190		Joint Kit	X	M/T	22	30	53	81	48					2
	10/94-99			16-1023		Joint Kit	X	M/T		33		92						
	8/94-99		L	17-0127		Driveshaft			22			81	92		77		515	10
	8/94-99		R	17-0128		Driveshaft			22			81	92		77		740	10
1.4, 16v (40-44-74 kW)	7/95-99			15-1190		Joint Kit	X	A/T+M/T	22	30	53	81	48					2
	7/95-99			16-1023		Joint Kit	X	A/T+M/T		33		92						
	8/94-99		L	17-0127		Driveshaft			22			81	92		77		515	10
	8/94-99		R	17-0128		Driveshaft			22			81	92		77		740	10
1.6 (55 kW)	10/94-99			15-1190		Joint Kit	X	M/T	22	30	53	81	48					2
	10/94-99			16-1023		Joint Kit	X	M/T		33		92						

Per ordinare i GIUNTI senza KIT, sostituire il primo numero dopo il precodice con 0 mantenendo invariate le ultime 3 cifre. (Es:15-1001 c/KIT=15-0001 senza KIT / 16-1001 c/KIT =16-0001 senza KIT)
By request we supply outer and inner CVJ without KIT (Eg.:15-1001 with KIT=15-0001 without KIT / 16-1001 with KIT =16-0001 without KIT)

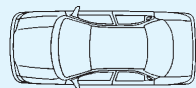


Legenda quote dimensionali vedi pagina I
 Legenda of dimensions see page I

		CHASSIS	L/R	METELLI ref.	ABS	DESCRIP-TION			INFO	A	B	C	D	E	F	H	I	L	Fig
VOLKSWAGEN																			
Polo (6N1) 1.6 (55 kW)	8/94-		L	17-0127		Driveshaft				22			81	92		77		515	10
	8/94-		R	17-0128		Driveshaft				22			81	92		77		740	10
1.9D, SDi (47 kW)	10/94-99			15-1190		Joint Kit	X		M/T	22	30	53	81	48					2
	10/94-99			16-1023		Joint Kit		X	M/T		33		92						
	8/94-99		L	17-0127		Driveshaft				22			81	92		77		515	10
	8/94-99		R	17-0128		Driveshaft				22			81	92		77		740	10
Quantum 5 Cyl.	83-88			15-1050		Joint Kit	X		Usa, (Exc. 4WD)	22	30	51	90	49					2
All models 4 Cyl.	82-86			15-1096		Joint Kit	X			22	30	51	81	48					2
Syncro	85-88			15-1009		Joint Kit	X		FWD, 4WD	22	30	53	90	49					2
	87-88	33-H-175001-		15-1009		Joint Kit	X		RWD, 4WD	22	30	53	90	49					2
	85-87	-33-H-175000		15-1096		Joint Kit	X		RWD, 4WD	22	30	51	81	48					2
Rabbit All models	75-80			15-1004		Joint Kit	X		A/T+M/T, Usa	22	30	50,3	81	48					3
	81-84			15-1005		Joint Kit	X		A/T, Usa	22	30	50,3	81	48					2
	81-84			15-1021		Joint Kit	X		A/T+M/T, Usa	22	30	53	81	48					2
	75-84			16-1004		Joint Kit		X	A/T+M/T, Usa		33		94						
Rabbit Convertible All models	79-80			15-1004		Joint Kit	X		A/T+M/T, Usa	22	30	50,3	81	48					3
	81-84			15-1005		Joint Kit	X		A/T+M/T, Usa	22	30	50,3	81	48					2
	84-			15-1009		Joint Kit	X		A/T+M/T, Usa	22	30	53	90	49					2
	81-84			15-1021		Joint Kit	X		Usa	22	30	53	81	48					2
	79-84			16-1004		Joint Kit		X	A/T+M/T, Usa		33		94						

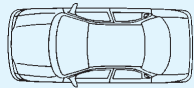
Per ordinare i GIUNTI senza KIT, sostituire il primo numero dopo il precodice con 0 mantenendo invariate le ultime 3 cifre. (Es:15-1001 c/KIT=15-0001 senza KIT / 16-1001 c/KIT =16-0001 senza KIT)
 By request we supply outer and inner CVJ without KIT (Eg.:15-1001 with KIT=15-0001 without KIT / 16-1001 with KIT =16-0001 without KIT)

Legenda quote dimensionali vedi pagina I
Legenda of dimensions see page I



		CHASSIS	L/R	METELLI ref.	ABS	DESCRIP- TION			INFO	A	B	C	D	E	F	H	I	L	Fig
VOLKSWAGEN																			
Rabbit Convertible																			
All models	84-		L	16-1010B		Joint Kit		X	A/T+M/T, Usa		33		100						
	84-			16-0010		Joint		X	A/T+M/T, Usa		33		100						
Santana (32B)																			
1.6D (40 kW)	8/81-84	32-C-000001-		15-1096		Joint Kit	X		A/T+M/T, 4 Cyl.	22	30	51	81	48					2
	8/81-84	32-C-000001-		16-1004		Joint Kit		X	A/T+M/T, 4 Cyl.		33		94						
1.8 (67 kW)																			
	8/81-84	32-C-000001-		15-1096		Joint Kit	X		A/T+M/T, 4 Cyl.	22	30	51	81	48					2
	8/81-84	32-C-000001-		16-1004		Joint Kit		X	A/T+M/T, 4 Cyl.		33		94						
1.9, 2.0 (85 kW)																			
	12/82-84	32-D-092501-		15-1050		Joint Kit	X		A/T+M/T, 5 Cyl.	22	30	51	90	49					2
	8/81-12/82	32-B-000001-32-D-092500		15-1096		Joint Kit	X		A/T+M/T, 5 Cyl.	22	30	51	81	48					2
	8/81-12/82	32-B-000001-32-D-092500		16-1004		Joint Kit		X	A/T+M/T, 5 Cyl.		33		94						
Saveiro																			
1.6	85-86			15-1049		Joint Kit	X		Brazil	22	30	51	81	48					3
	87-89			15-1096		Joint Kit	X		Brazil	22	30	51	81	48					2
Scirocco (53)																			
1.1 (37 kW)																			
	2/74-2/80	5342000001-53-A-0051000		15-1004		Joint Kit	X			22	30	50,3	81	48					3
	2/74-2/80	5342000001-53-A-0051000		16-1003		Joint Kit		X			33		92						
	2/74-9/83		L	17-0369		Driveshaft				22			81	92		77		560	10
	2/74-9/83		R	17-0053		Driveshaft				22			81	94		77		750	10
1.3 (44 kW)																			
	2/74-2/80	5342000001-53-A-0051000		15-1004		Joint Kit	X			22	30	50,3	81	48					3
	2/74-2/80	5342000001-53-A-0051000		16-1003		Joint Kit		X			33		92						
	2/74-9/83		L	17-0369		Driveshaft				22			81	92		77		560	10
	2/74-9/83		R	17-0053		Driveshaft				22			81	94		77		750	10
1.5 (51-63 kW)																			
	2/74-8/75	5342000001-		15-1004		Joint Kit	X		A/T+M/T	22	30	50,3	81	48					3

Per ordinare i GIUNTI senza KIT, sostituire il primo numero dopo il precodice con 0 mantenendo invariate le ultime 3 cifre. (Es:15-1001 c/KIT=15-0001 senza KIT / 16-1001 c/KIT =16-0001 senza KIT)
By request we supply outer and inner CVJ without KIT (Eg.:15-1001 with KIT=15-0001 without KIT / 16-1001 with KIT =16-0001 without KIT)



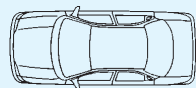
Legenda quote dimensionali vedi pagina I
 Legenda of dimensions see page I

		CHASSIS	L/R	METELLI ref.	ABS	DESCRIPTION			INFO	A	B	C	D	E	F	H	I	L	Fig
VOLKSWAGEN																			
Scirocco (53)																			
1.5 (51-63 kW)																			
	2/74-8/75	5342000001-		16-1004		Joint Kit		X	A/T+M/T		33		94						
	2/74-8/75	534 2000 001-	L	17-0052		Driveshaft			A/T+M/T	22			81	94		77		540	10
	2/74-8/75	534 2000 001-	R	17-0053		Driveshaft			A/T+M/T	22			81	94		77		750	10
1.6 (55-81 kW)																			
	2/74-2/80	5342000001-53-A-0051000		15-1004		Joint Kit	X		A/T+M/T	22	30	50,3	81	48					3
	2/74-2/80	5342000001-53-A-0051000		16-1004		Joint Kit		X	A/T+M/T		33		94						
	2/74-10/83	534 2000 01-53-E-012 217	L	17-0052		Driveshaft			A/T+M/T	22			81	94		77		540	10
	2/74-10/83	534 2000 01-53-E-012 217	R	17-0053		Driveshaft			A/T+M/T	22			81	94		77		750	10
1.6 (63 kW)																			
	2/74-2/80	5342000001-53-A-0051000		15-1004		Joint Kit	X		A/T+M/T	22	30	50,3	81	48					3
	8/75-7/80	53-E-000001-		15-1005		Joint Kit	X		A/T+M/T	22	30	50,3	81	48					2
	2/74-2/80	5342000001-53-A-0051000		16-1004		Joint Kit		X	A/T+M/T		33		94						
	2/74-10/83	534 2000 01-53-E-012 217	L	17-0052		Driveshaft			A/T+M/T	22			81	94		77		540	10
	2/74-10/83	534 2000 01-53-E-012 217	R	17-0053		Driveshaft			A/T+M/T	22			81	94		77		750	10
1.6 GTi, GLi (81 kW)																			
	6/76-2/80	-53-A-0051000		15-1004		Joint Kit	X			22	30	50,3	81	48					3
	6/76-2/80	-53-A-0051000		16-1004		Joint Kit		X			33		94						
	6/76-2/80	-53-A-0051 001	L	17-0052		Driveshaft				22			81	94		77		540	10
	6/76-2/80	-53-A-0051 001	R	17-0053		Driveshaft				22			81	94		77		750	10
Scirocco (53B)																			
1.1 (37 kW)																			
	2/80-7/83	53-A-0051001-53-D-900000		15-1005		Joint Kit	X			22	30	50,3	81	48					2
	2/80-7/83	53-A-0051001-53-D-900000		16-1003		Joint Kit		X			33		92						
1.3 (44 kW)																			
	2/80-10/83	53-A-0051001-53-E-012217		15-1005		Joint Kit	X			22	30	50,3	81	48					2
	10/83-7/84	53-E-012218-53-E-060000		15-1021		Joint Kit	X			22	30	53	81	48					2
	2/80-10/83	53-A-0051001-53-E-012217		16-1003		Joint Kit		X			33		92						
	10/83-7/84	53-E-012218-53-E-060000		16-1003		Joint Kit		X			33		92						
	10/83-		L	17-0121		Driveshaft				22			81	92		77		560	10
	10/83-		R	17-0354		Driveshaft				22			81	94		77		750	10

TRANSMISSIONS-ANTRIEBSWELLEN-TRANSMISSIONES

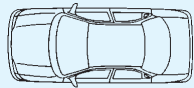
Per ordinare i GIUNTI senza KIT, sostituire il primo numero dopo il precodice con 0 mantenendo invariate le ultime 3 cifre. (Es:15-1001 c/KIT=15-0001 senza KIT / 16-1001 c/KIT =16-0001 senza KIT)
 By request we supply outer and inner CVJ without KIT (Eg.:15-1001 with KIT=15-0001 without KIT / 16-1001 with KIT =16-0001 without KIT)

Legenda quote dimensionali vedi pagina I
Legenda of dimensions see page I



		CHASSIS	L/R	METELLI ref.	ABS	DESCRIP- TION		INFO	A	B	C	D	E	F	H	I	L	Fig
VOLKSWAGEN																		
Scirocco (53B)																		
1.6 (53-55 kW)	10/83-7/92	53-E-012218-53-N-010000		15-1021		Joint Kit	X	A/T+M/T	22	30	53	81	48					2
	2/80-7/92			16-1004		Joint Kit		X A/T+M/T		33		94						
	10/83-8/87		L	17-0002		Driveshaft			22			81	94		77		538	10
	10/83-8/87		R	17-0354		Driveshaft			22			81	94		77		750	10
1.6 (63-81 kW)	2/80-10/83	53-E-000001-53-E-012217		15-1005		Joint Kit	X	A/T+M/T	22	30	50,3	81	48					2
	2/80-7/92			16-1004		Joint Kit		X A/T+M/T		33		94						
1.6 GTi, GLi (81 kW)	2/80-7/83	53-A-0051001-53-D-900000		15-1005		Joint Kit	X		22	30	50,3	81	48					2
	2/80-7/83	53-A-0051001-53-D-900000		16-1004		Joint Kit		X		33		94						
	2/80-7/83	53-A-0051 001-53-D-900 000	L	17-0052		Driveshaft			22			81	94		77		540	10
	2/80-7/83	53-A-0051 001-53-D-900 000	R	17-0053		Driveshaft			22			81	94		77		750	10
1.8 (66 kW)	8/83-10/83	53-E-000001-53-E-012217		15-1005		Joint Kit	X	A/T	22	30	50,3	81	48					2
	9/87-7/92	53-J-001855-53-N-010000		15-1009		Joint Kit	X	A/T+M/T	22	30	53	90	49					2
	8/83-7/89	53-E-000001-53-K-020000		15-1021		Joint Kit	X	A/T+M/T	22	30	53	81	48					2
	8/83-7/89	53-E-000001-53-K-020000		16-1004		Joint Kit		X A/T+M/T		33		94						
	8/83-10/83	53-E-000001-53-E-012217		16-1004		Joint Kit		X A/T		33		94						
	9/87-7/92	53-J-001855-53-N-010000	L	16-1010B		Joint Kit		X A/T+M/T		33		100						
	9/87-7/92	53-J-001855-53-N-010000	R	16-1010A		Joint Kit		X A/T+M/T		33		100						
	9/87-7/92	53-J-001855-53-N-010000		16-0010		Joint		X A/T+M/T		33		100						
	10/83-8/87		L	17-0002		Driveshaft			22			81	94		77		538	10
	9/87-		L	17-0339		Driveshaft			22			90	100		78		530	10
	10/83-8/87		R	17-0354		Driveshaft			22			81	94		77		750	10
	9/87-		R	17-0418		Driveshaft			22			90	100		78		745	10
1.8 16v (95-102 kW)	10/85-7/92	53-G-004102-53-N-010000		15-1009		Joint Kit	X		22	30	53	90	49					2
	10/85-7/92	53-G-004102-53-N-010000	L	16-1010B		Joint Kit		X		33		100						
	10/85-7/92	53-G-004102-53-N-010000	R	16-1010A		Joint Kit		X		33		100						
	10/85-7/92	53-G-004102-53-N-010000		16-0010		Joint		X		33		100						

Per ordinare i GIUNTI senza KIT, sostituire il primo numero dopo il precodice con 0 mantenendo invariate le ultime 3 cifre. (Es:15-1001 c/KIT=15-0001 senza KIT / 16-1001 c/KIT =16-0001 senza KIT)
By request we supply outer and inner CVJ without KIT (Eg.:15-1001 with KIT=15-0001 without KIT / 16-1001 with KIT =16-0001 without KIT)

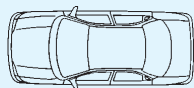


Legenda quote dimensionali vedi pagina I
 Legenda of dimensions see page I

		CHASSIS	L/R	METELLI ref.	ABS	DESCRIP-TION			INFO	A	B	C	D	E	F	H	I	L	Fig
VOLKSWAGEN Scirocco (53B) 1.8 16v (95-102 kW)			L	17-0339		Driveshaft				22			90	100		78		530	10
			R	17-0418		Driveshaft				22			90	100		78		745	10
1.8 GTI, Gli (70-82 kW)	10/83-7/92	53-E-012218-53-N-010000		15-1009		Joint Kit	X			22	30	53	90	49					2
	8/83-10/83	53-E-000001-53-E-012217		15-1021		Joint Kit	X			22	30	53	81	48					2
	8/83-10/83	53-E-000001-53-E-012217		16-1004		Joint Kit		X			33		94						
	10/83-7/92	53-E-012218-53-N-010000	L	16-1010B		Joint Kit		X			33		100						
	10/83-7/92	53-E-012218-53-N-010000	R	16-1010A		Joint Kit		X			33		100						
	10/83-7/92	53-E-012218-53-N-010000		16-0010		Joint		X			33		100						
	8/83-10/83	53-E-000 001-53-E-012 217	L	17-0052		Driveshaft				22			81	94		77		540	10
	10/83-		L	17-0339		Driveshaft				22			90	100		78		530	10
	8/83-10/83	53-E-000 001-53-E-012 217	R	17-0053		Driveshaft				22			81	94		77		750	10
			R	17-0418		Driveshaft				22			90	100		78		745	10
Sharan 1.8 Turbo 20v (110 kW)	9/97-			15-1389	48	Joint Kit	X			38	27	60	98	34					2
	9/97-		L	17-0360	48	Driveshaft				38		26	98	101		34	100	618	19
	9/97-		R	17-0267	48	Driveshaft				38	35		98	104		34	40	555	18
1.9 TDI (81 kW)	9/96-			15-1389	48	Joint Kit	X			38	27	60	98	34					2
	9/96-		L	17-0360	48	Driveshaft				38		26	98	101		34	100	618	19
	9/96-		R	17-0267	48	Driveshaft				38	35		98	104		34	40	555	18
2.0 (85 kW)	9/95-			15-1389	48	Joint Kit	X			38	27	60	98	34					2
	9/95-		L	17-0360	48	Driveshaft				38		26	98	101		34	100	618	19
	9/95-		R	17-0267	48	Driveshaft				38	35		98	104		34	40	555	18
2.0 16v (110 kW)	8/96-			15-1389	48	Joint Kit	X			38	27	60	98	34					2
	8/96-		L	17-0360	48	Driveshaft				38		26	98	101		34	100	618	19
	8/96-		R	17-0267	48	Driveshaft				38	35		98	104		34	40	555	18

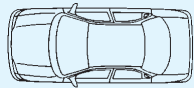
Per ordinare i GIUNTI senza KIT, sostituire il primo numero dopo il precodice con 0 mantenendo invariate le ultime 3 cifre. (Es:15-1001 c/KIT=15-0001 senza KIT / 16-1001 c/KIT =16-0001 senza KIT)
 By request we supply outer and inner CVJ without KIT (Eg.:15-1001 with KIT=15-0001 without KIT / 16-1001 with KIT =16-0001 without KIT)

Legenda quote dimensionali vedi pagina I
Legenda of dimensions see page I



		CHASSIS	L/R	METELLI ref.	ABS	DESCRIP- TION			INFO	A	B	C	D	E	F	H	I	L	Fig
VOLKSWAGEN Vento 1.4 (40-44 kW)	11/91-9/98			15-1021		Joint Kit	X		M/T	22	30	53	81	48					2
	11/91-9/98			16-1003		Joint Kit		X	M/T		33		92						
	8/92-9/94		L	17-0352		Driveshaft				22			81	92		77		585	10
	11/91-7/92		L	17-0352		Driveshaft				22			81	92		77		585	10
	8/92-9/94		R	17-0353		Driveshaft				22			81	92		77		780	10
	11/91-7/92		R	17-0355		Driveshaft				22			81	92		77		795	10
1.6 (55 kW)	9/92-9/98			15-1021		Joint Kit	X		Eng. ABU	22	30	53	81	48					2
	9/92-9/94			16-1003		Joint Kit		X	Eng. ABU		33		92						
	10/94-9/98			16-1004		Joint Kit		X	M/T, Eng. AEA, AEE		33		94						
	8/92-9/94		L	17-0352		Driveshaft				22			81	92		77		585	10
	8/92-9/94		R	17-0353		Driveshaft				22			81	92		77		780	10
1.6 (74 kW)	7/94-9/98			15-1009		Joint Kit	X		A/T	22	30	53	90	49					2
	10/94-9/98			15-1021		Joint Kit	X		M/T, Eng. AEA, AEE	22	30	53	81	48					2
	10/94-9/98			16-1004		Joint Kit		X	M/T, Eng. AEA, AEE		33		94						
	10/94-		L	17-0121		Driveshaft				22			81	92		77		560	10
	10/94-		R	17-0355		Driveshaft				22			81	92		77		795	10
1.8 (55-66 kW)	11/91-9/98			15-1009		Joint Kit	X		A/T+M/T	22	30	53	90	49					2
	11/91-9/98		L	16-1010B		Joint Kit		X	A/T+M/T		33		100						
	11/91-9/98		R	16-1010A		Joint Kit		X	A/T+M/T		33		100						
	11/91-9/98			16-0010		Joint		X	A/T+M/T		33		100						
	11/91-		L	17-0187		Driveshaft				22			90	100		78		555	10
	11/91-		R	17-0188		Driveshaft				22			90	100		78		790	10
1.9D (48 kW)	11/91-9/98			15-1021		Joint Kit	X		M/T	22	30	53	81	48					2
	11/91-9/98			16-1004		Joint Kit		X	M/T		33		94						
	11/91-		L	17-0121		Driveshaft				22			81	92		77		560	10
	11/91-		R	17-0355		Driveshaft				22			81	92		77		795	10

Per ordinare i GIUNTI senza KIT, sostituire il primo numero dopo il precodice con 0 mantenendo invariate le ultime 3 cifre. (Es.:15-1001 c/KIT=15-0001 senza KIT / 16-1001 c/KIT =16-0001 senza KIT)
By request we supply outer and inner CVJ without KIT (Eg.:15-1001 with KIT=15-0001 without KIT / 16-1001 with KIT =16-0001 without KIT)

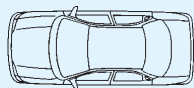


Legenda quote dimensionali vedi pagina I
 Legenda of dimensions see page I

		CHASSIS	L/R	METELLI ref.	ABS	DESCRIP-TION			INFO	A	B	C	D	E	F	H	I	L	Fig
VOLKSWAGEN Vento 1.9TD (55 kW)				15-1009		Joint Kit	X		M/T	22	30	53	90	49					2
			L	16-1010B		Joint Kit		X	M/T		33		100						
			R	16-1010A		Joint Kit		X	M/T		33		100						
				16-0010		Joint		X	M/T		33		100						
			L	17-0187		Driveshaft				22			90	100		78		555	10
			R	17-0188		Driveshaft				22			90	100		78		790	10
1.9TDi (66-81 kW)				15-1009		Joint Kit	X		M/T	22	30	53	90	49					2
			L	16-1010B		Joint Kit		X	M/T		33		100						
			R	16-1010A		Joint Kit		X	M/T		33		100						
				16-0010		Joint		X	M/T		33		100						
			L	17-0123		Driveshaft				22			90	100		78		550	10
			R	17-0124		Driveshaft				22			90	100		78		785	10
2.0 (85 kW)		1H-S-000001-		15-1009		Joint Kit	X		M/T, Australia, Japan, Eng. ADY, 2E	22	30	53	90	49					2
				15-1009		Joint Kit	X		A/T	22	30	53	90	49					2
				15-1189		Joint Kit	X		M/T	36	30	52,8	90	40					2
		1H-S-000001-	L	16-1010B		Joint Kit		X	A/T+M/T		33		100						
		1H-S-000001-	R	16-1010A		Joint Kit		X	A/T+M/T		33		100						
		1H-S-000001-		16-0010		Joint		X	A/T+M/T		33		100						
			L	17-0356		Driveshaft				36			90	100		71		550	10
			R	17-0357		Driveshaft				36			90	100		71		785	10
2.8 V6 (128 kW)				15-1189		Joint Kit	X		M/T	36	30	52,8	90	40					2
			L	16-1010B		Joint Kit		X	M/T		33		100						
			R	16-1010A		Joint Kit		X	M/T		33		100						
				16-0010		Joint		X	M/T		33		100						
			L	17-0358		Driveshaft				36			90	100		71		555	10
			R	17-0357		Driveshaft				36			90	100		71		785	10

Per ordinare i GIUNTI senza KIT, sostituire il primo numero dopo il precodice con 0 mantenendo invariate le ultime 3 cifre. (Es:15-1001 c/KIT=15-0001 senza KIT / 16-1001 c/KIT =16-0001 senza KIT)
 By request we supply outer and inner CVJ without KIT (Eg.:15-1001 with KIT=15-0001 without KIT / 16-1001 with KIT =16-0001 without KIT)

Legenda quote dimensionali vedi pagina I
Legenda of dimensions see page I



CHASSIS

L/R

METELLI
ref.ABS DESCRIP-
TION

INFO

A B C D E F H I L Fig

VOLKSWAGEN**Voyage**

1.5	81-86		15-1049	Joint Kit	X	Brazil			22	30	51	81	48			3
1.6	81-86		15-1049	Joint Kit	X	Brazil			22	30	51	81	48			3
	87-89		15-1096	Joint Kit	X	Brazil			22	30	51	81	48			2
1.6 Motor AE	90-		15-1096	Joint Kit	X	Brazil			22	30	51	81	48			2

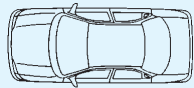
**VOLKSWAGEN
V. COMMERCIALI/ LCV****Transporter T2**

1.6 (34-37 kW)	8/67-7/79		16-1001	Joint Kit	X	X	A/T+M/T			33			100			
1.7 (49 kW)	8/71-12/73		16-1001	Joint Kit	X	X	A/T+M/T			33			100			
1.8 (50 kW)	11/73-7/75		16-1001	Joint Kit	X	X	A/T+M/T			33			100			
2.0 (51 kW)	75-79		16-1001	Joint Kit	X	X	A/T+M/T			33			100			

Transporter T3

1.6 (37 kW)	5/79-8/82		16-1001	Joint Kit	X	X	A/T+M/T			33			100			
	8/82-7/92	24-D-000 001-24-N-020 000	17-0001	Driveshaft									100	100		535 11
1.6D (37 kW)	1/81-7/87		16-1001	Joint Kit	X	X	M/T			33			100			
	8/82-7/92	24-D-000 001-	17-0001	Driveshaft									100	100		535 11
1.6TD (51 kW)	8/85-7/92	24-G-000001-24-N-020000	16-1001	Joint Kit	X	X				33			100			
	8/85-7/92	24-G-000 001-24-N-020 000	17-0001	Driveshaft									100	100		535 11
1.7D (42 kW)	7/89-7/92		16-1001	Joint Kit	X	X	M/T			33			100			
1.9 (44-57-61-66 kW)	8/82-7/92		16-1001	Joint Kit	X	X	A/T+M/T			33			100			
2.0 (51 kW)	5/79-4/86		16-1001	Joint Kit	X	X	A/T+M/T			33			100			
2.1 (64-70-82-68 kW)	8/85-7/92		16-1001	Joint Kit	X	X	A/T+M/T			33			100			
Syncro 14"	10/84-7/92	24-F-000001-24-N-015000	16-1001	Joint Kit	X	X	RWD			33			100			
	10/84-7/92	24-F-000 001-24-N-015 000	17-0001	Driveshaft			RWD, 14"						100	100		535 11

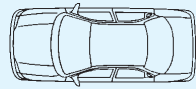
Per ordinare i GIUNTI senza KIT, sostituire il primo numero dopo il precodice con 0 mantenendo invariate le ultime 3 cifre. (Es:15-1001 c/KIT=15-0001 senza KIT / 16-1001 c/KIT =16-0001 senza KIT)
By request we supply outer and inner CVJ without KIT (Eg.:15-1001 with KIT=15-0001 without KIT / 16-1001 with KIT =16-0001 without KIT)



Legenda quote dimensionali vedi pagina I
 Legenda of dimensions see page I

		CHASSIS	L/R	METELLI ref.	ABS	DESCRIP-TION			INFO	A	B	C	D	E	F	H	I	L	Fig
VOLKSWAGEN V. COMMERCIALI/ LCV																			
Transporter T3 Syncro 16"	10/84-7/92	24-F-000001-24-N-015000		16-1014		Joint Kit	X	X	RWD		28		108						
Transporter T4 1.8 (49 kW)	12/90-7/92	70-M-020359-70-N-200000		15-1123		Joint Kit	X			38	33	60	98	34					2
	12/90-7/92	70-M-020359-70-N-200000		15-1124	48	Joint Kit	X			38	33	60	98	34					2
	12/90-7/92	70-M-020359-70-N-200000		16-1019		Joint Kit		X			33		108						
	9/90-			17-0186		Driveshaft				38			98	108		34		525	14
	9/90-			17-0359	48	Driveshaft				38			98	108		34		525	15
1.9D (44-45 kW)	9/90-7/94	70-M-000001-70-R-136290		15-1123		Joint Kit	X			38	33	60	98	34					2
	7/94-12/94	70-S-000 001-70-S-061 219		15-1230		Joint Kit	X			38	27	60	98	34					2
	9/90-7/94	70-M-000001-70-R-136290		15-1124	48	Joint Kit	X			38	33	60	98	34					2
	7/94-12/94	70-S-000 001-70-S-061 219		15-1229	48	Joint Kit	X			38	27	60	103,9	34					2
	9/90-7/94	70-M-000001-70-R-136290		16-1019		Joint Kit		X			33		108						
	7/94-12/94	70-S-000 001-70-S-061 219		16-1024		Joint Kit		X			28		108						
	9/90-			17-0186		Driveshaft				38			98	108		34		525	14
	9/90-			17-0359	48	Driveshaft				38			98	108		34		525	15
1.9TD (50 kW)	10/92-7/94	70-P-032051-70-R-136290		15-1123		Joint Kit	X			38	33	60	98	34					2
	7/94-	70-S-000 001-		15-1230		Joint Kit	X			38	27	60	98	34					2
	10/92-7/94	70-P-032051-70-R-136290		15-1124	48	Joint Kit	X			38	33	60	98	34					2
	7/94-	70-S-000 001-		15-1229	48	Joint Kit	X			38	27	60	103,9	34					2
	10/92-7/94	70-P-032051-70-R-136290		16-1019		Joint Kit		X			33		108						
	7/94-	70-S-000 001-		16-1024		Joint Kit		X			28		108						
	9/90-			17-0186		Driveshaft				38			98	108		34		525	14
	9/90-			17-0359	48	Driveshaft				38			98	108		34		525	15
2.0 (62 kW)	9/90-7/94	70-M-000001-70-R-136290		15-1123		Joint Kit	X		A/T+M/T	38	33	60	98	34					2
	7/94-	70-S-000 001-		15-1230		Joint Kit	X			38	27	60	98	34					2

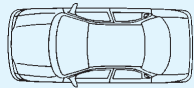
Per ordinare i GIUNTI senza KIT, sostituire il primo numero dopo il precodice con 0 mantenendo invariate le ultime 3 cifre. (Es:15-1001 c/KIT=15-0001 senza KIT / 16-1001 c/KIT =16-0001 senza KIT)
 By request we supply outer and inner CVJ without KIT (Eg.:15-1001 with KIT=15-0001 without KIT / 16-1001 with KIT =16-0001 without KIT)



Legenda quote dimensionali vedi pagina I
Legenda of dimensions see page I

		CHASSIS	L/R	METELLI ref.	ABS	DESCRIP- TION		INFO	A	B	C	D	E	F	H	I	L	Fig
VOLKSWAGEN																		
V. COMMERCIALI/ LCV																		
Transporter T4																		
2.0 (62 kW)																		
9/90-7/94		70-M-000001-70-R-136290		15-1124	48	Joint Kit	X		38	33	60	98	34					2
7/94-		70-S-000 001-		15-1229	48	Joint Kit	X		38	27	60	103,9	34					2
9/90-7/94		70-M-000001-70-R-136290		16-1019		Joint Kit	X	A/T+M/T		33		108						
7/94-		70-S-000 001-		16-1024		Joint Kit	X			28		108						
9/90-				17-0186		Driveshaft			38			98	108		34		525	14
9/90-				17-0359	48	Driveshaft			38			98	108		34		525	15
2.4D (57 kW)																		
9/90-7/94		70-M-000001-70-R-136290		15-1123		Joint Kit	X	A/T	38	33	60	98	34					2
7/94-		70-S-000 001-		15-1230		Joint Kit	X	A/T+M/T	38	27	60	98	34					2
9/90-7/94		70-M-000001-70-R-136290		15-1124	48	Joint Kit	X	A/T	38	33	60	98	34					2
7/94-		70-S-000 001-		15-1229	48	Joint Kit	X	A/T+M/T	38	27	60	103,9	34					2
9/90-7/94		70-M-000001-70-R-136290		16-1019		Joint Kit	X	A/T		33		108						
7/94-		70-S-000 001-		16-1024		Joint Kit	X	A/T+M/T		28		108						
9/90-				17-0186		Driveshaft			38			98	108		34		525	14
9/90-				17-0359	48	Driveshaft			38			98	108		34		525	15
2.5 (81 kW)																		
9/90-7/94		70-M-000001-70-R-136290		15-1123		Joint Kit	X	A/T+M/T	38	33	60	98	34					2
7/94-		70-S-000 001-		15-1230		Joint Kit	X	A/T+M/T, FWD	38	27	60	98	34					2
9/90-7/94		70-M-000001-70-R-136290		15-1124	48	Joint Kit	X	A/T+M/T	38	33	60	98	34					2
7/94-		70-S-000 001-		15-1229	48	Joint Kit	X	A/T+M/T, FWD	38	27	60	103,9	34					2
9/90-7/94		70-M-000001-70-R-136290		16-1019		Joint Kit	X	A/T+M/T		33		108						
7/94-		70-S-000 001-		16-1024		Joint Kit	X	A/T+M/T, FWD		28		108						
9/90-				17-0186		Driveshaft			38			98	108		34		525	14
9/90-				17-0359	48	Driveshaft			38			98	108		34		525	15
2.5 Syncro (81-85 kW)																		
7/94-		70-S-000 001-		15-1230		Joint Kit	X	A/T+M/T, FWD	38	27	60	98	34					2
7/94-		70-S-000 001-		15-1229	48	Joint Kit	X	A/T+M/T, FWD	38	27	60	103,9	34					2
7/94-		70-S-000 001-		16-1024		Joint Kit	X	A/T+M/T, FWD		28		108						

Per ordinare i GIUNTI senza KIT, sostituire il primo numero dopo il precodice con 0 mantenendo invariate le ultime 3 cifre. (Es.:15-1001 c/KIT=15-0001 senza KIT / 16-1001 c/KIT =16-0001 senza KIT)
By request we supply outer and inner CVJ without KIT (Eg.:15-1001 with KIT=15-0001 without KIT / 16-1001 with KIT =16-0001 without KIT)

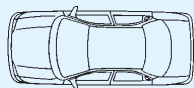


Legenda quote dimensionali vedi pagina I
 Legenda of dimensions see page I

		CHASSIS	L/R	METELLI ref.	ABS	DESCRIP-TION			INFO	A	B	C	D	E	F	H	I	L	Fig
VOLKSWAGEN V. COMMERCIALI/ LCV Transporter T4 2.5TDi (75 kW)	1/95-	70-S-061 220-		15-1230		Joint Kit	X		A/T+M/T	38	27	60	98	34					2
	1/95-	70-S-061 220-		15-1229	48	Joint Kit	X		A/T+M/T	38	27	60	103,9	34					2
	1/95-	70-S-061 220-		16-1024		Joint Kit		X	A/T+M/T		28		108						
	9/90-			17-0186		Driveshaft				38			98	108		34		525	14
	9/90-			17-0359	48	Driveshaft				38			98	108		34		525	15
2.5TDi Syncro (75 kW)	1/95-	70-S-061 220-		15-1230		Joint Kit	X		A/T+M/T, FWD	38	27	60	98	34					2
	1/95-	70-S-061 220-		15-1229	48	Joint Kit	X		A/T+M/T, FWD	38	27	60	103,9	34					2
	1/95-	70-S-061 220-		16-1024		Joint Kit		X	A/T+M/T, FWD		28		108						
VOLVO 340 - 360 2.0 (66-68-75-77-80-81-82-83-85-87 kW)	8/82-7/90			16-1018		Joint Kit	X	X	M/T		24		94						
440 (445) 1.6 (61 kW)	9/88-		L	17-0453		Driveshaft				22			81		30	83		632	7
	9/88-		R	17-0454		Driveshaft				22			81			83		745	8
	9/88-		L	17-0455	44	Driveshaft				22			81		30	83		632	7
	9/88-		R	17-0456	44	Driveshaft				22			81			83		745	8
1.7 (64-70-75-78 kW)	8/88-12/96			15-1273		Joint Kit	X		M/T	22	22	50	81	53					3
	8/88-12/96			15-1272	44	Joint Kit	X		M/T	22	22	50	81	52,5					3
	9/88-		L	17-0453		Driveshaft				22			81		30	83		632	7
	9/88-		R	17-0454		Driveshaft				22			81			83		745	8
	9/88-		L	17-0455	44	Driveshaft				22			81		30	83		632	7
	9/88-		R	17-0456	44	Driveshaft				22			81			83		745	8

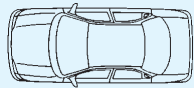
Per ordinare i GIUNTI senza KIT, sostituire il primo numero dopo il precodice con 0 mantenendo invariate le ultime 3 cifre. (Es:15-1001 c/KIT=15-0001 senza KIT / 16-1001 c/KIT =16-0001 senza KIT)
 By request we supply outer and inner CVJ without KIT (Eg.:15-1001 with KIT=15-0001 without KIT / 16-1001 with KIT =16-0001 without KIT)

Legenda quote dimensionali vedi pagina I
 Legenda of dimensions see page I



		CHASSIS	L/R	METELLI ref.	ABS	DESCRIP- TION		INFO	A	B	C	D	E	F	H	I	L	Fig
VOLVO 440 (445) 1.7 Turbo (88-90 kW)				15-1369		Joint Kit	X		22	25	50,2	90,3	53					3
				15-1376	44	Joint Kit	X		22	25	50	90	52,8					3
			L	17-0449		Driveshaft			22			90		30	83	24	638	7
			R	17-0450		Driveshaft			22			90			83		746	8
			L	17-0451	44	Driveshaft			22			90		30	83	24	638	7
			R	17-0452	44	Driveshaft			22			90			83		746	8
1.8 (66 kW)				15-1273		Joint Kit	X	M/T	22	22	50	81	53					3
				15-1272	44	Joint Kit	X	M/T	22	22	50	81	52,5					3
			L	17-0453		Driveshaft			22			81		30	83		632	7
			R	17-0454		Driveshaft			22			81			83		745	8
			L	17-0455	44	Driveshaft			22			81		30	83		632	7
			R	17-0456	44	Driveshaft			22			81			83		745	8
1.9 TDi (66 kW)				15-1369		Joint Kit	X		22	25	50,2	90,3	53					3
				15-1376	44	Joint Kit	X		22	25	50	90	52,8					3
			L	17-0449		Driveshaft			22			90		30	83	24	638	7
			R	17-0450		Driveshaft			22			90			83		746	8
			L	17-0451	44	Driveshaft			22			90		30	83	24	638	7
			R	17-0452	44	Driveshaft			22			90			83		746	8
2.0 (80-81 kW)				15-1273		Joint Kit	X	M/T	22	22	50	81	53					3
				15-1272	44	Joint Kit	X	M/T	22	22	50	81	52,5					3
			L	17-0449		Driveshaft			22			90		30	83	24	638	7
			R	17-0450		Driveshaft			22			90			83		746	8
			L	17-0451	44	Driveshaft			22			90		30	83	24	638	7
			R	17-0452	44	Driveshaft			22			90			83		746	8

Per ordinare i GIUNTI senza KIT, sostituire il primo numero dopo il precodice con 0 mantenendo invariate le ultime 3 cifre. (Es:15-1001 c/KIT=15-0001 senza KIT / 16-1001 c/KIT =16-0001 senza KIT)
 By request we supply outer and inner CVJ without KIT (Eg.:15-1001 with KIT=15-0001 without KIT / 16-1001 with KIT =16-0001 without KIT)

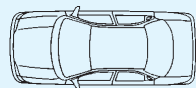


Legenda quote dimensionali vedi pagina I
 Legenda of dimensions see page I

		CHASSIS	L/R	METELLI ref.	ABS	DESCRIP-TION			INFO	A	B	C	D	E	F	H	I	L	Fig	
VOLVO 460 (464) 1.6 (61 kW)			L	17-0453		Driveshaft				22			81		30	83			632	7
			R	17-0454		Driveshaft				22			81			83			745	8
			L	17-0455	44	Driveshaft				22			81		30	83			632	7
			R	17-0456	44	Driveshaft				22			81			83			745	8
1.7 (64-70-75-78 kW)	8/88-7/96			15-1273		Joint Kit	X	M/T		22	22	50	81	53						3
	8/88-7/96			15-1272	44	Joint Kit	X	M/T		22	22	50	81	52,5						3
	9/88-		L	17-0453		Driveshaft				22			81		30	83			632	7
	9/88-		R	17-0454		Driveshaft				22			81			83			745	8
	9/88-		L	17-0455	44	Driveshaft				22			81		30	83			632	7
	9/88-		R	17-0456	44	Driveshaft				22			81			83			745	8
1.7 Turbo (88-90 kW)	88-96			15-1369		Joint Kit	X			22	25	50,2	90,3	53						3
	88-96			15-1376	44	Joint Kit	X			22	25	50	90	52,8						3
	9/88-		L	17-0449		Driveshaft				22			90		30	83	24	638	7	
	9/88-		R	17-0450		Driveshaft				22			90			83			746	8
	9/88-		L	17-0451	44	Driveshaft				22			90		30	83	24	638	7	
	9/88-		R	17-0452	44	Driveshaft				22			90			83			746	8
1.8 (66 kW)	9/88-		L	17-0453		Driveshaft				22			81		30	83			632	7
	9/88-		R	17-0454		Driveshaft				22			81			83			745	8
	9/88-		L	17-0455	44	Driveshaft				22			81		30	83			632	7
	9/88-		R	17-0456	44	Driveshaft				22			81			83			745	8
1.9 TDi (66 kW)	94-96			15-1369		Joint Kit	X			22	25	50,2	90,3	53						3
	94-96			15-1376	44	Joint Kit	X			22	25	50	90	52,8						3
	9/88-		L	17-0449		Driveshaft				22			90		30	83	24	638	7	
	9/88-		R	17-0450		Driveshaft				22			90			83			746	8
	9/88-		L	17-0451	44	Driveshaft				22			90		30	83	24	638	7	
	9/88-		R	17-0452	44	Driveshaft				22			90			83			746	8

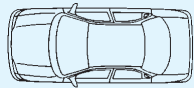
Per ordinare i GIUNTI senza KIT, sostituire il primo numero dopo il precodice con 0 mantenendo invariate le ultime 3 cifre. (Es:15-1001 c/KIT=15-0001 senza KIT / 16-1001 c/KIT =16-0001 senza KIT)
 By request we supply outer and inner CVJ without KIT (Eg.:15-1001 with KIT=15-0001 without KIT / 16-1001 with KIT =16-0001 without KIT)

Legenda quote dimensionali vedi pagina I
Legenda of dimensions see page I



		CHASSIS	L/R	METELLI ref.	ABS	DESCRIP- TION		INFO	A	B	C	D	E	F	H	I	L	Fig
VOLVO 460 (464) 2.0 (80-81 kW)	9/88-		L	17-0449		Driveshaft			22			90		30	83	24	638	7
	9/88-		R	17-0450		Driveshaft			22			90			83		746	8
	9/88-		L	17-0451	44	Driveshaft			22			90		30	83	24	638	7
	9/88-		R	17-0452	44	Driveshaft			22			90			83		746	8
480 1.7 (70-75-78-80 kW)	8/87-7/90			15-1273		Joint Kit	X	M/T	22	22	50	81	53					3
	8/87-7/90			15-1272	44	Joint Kit	X	M/T	22	22	50	81	52,5					3
1.7 Turbo (88-90 kW)	88-96			15-1369		Joint Kit	X		22	25	50,2	90,3	53					3
	88-96			15-1376	44	Joint Kit	X		22	25	50	90	52,8					3
	9/88-		L	17-0449		Driveshaft			22			90		30	83	24	638	7
	9/88-		R	17-0450		Driveshaft			22			90			83		746	8
2.0 (81 kW)	9/88-		L	17-0449		Driveshaft			22			90		30	83	24	638	7
	9/88-		R	17-0450		Driveshaft			22			90			83		746	8
850, SW 2.0, 10v (93-105 kW)	91-96			15-1133	48	Joint Kit	X		26	25	56,6	90	50,5					3
	6/91-		L	17-0457		Driveshaft			26		26	90	94			84	580	9
	6/91-		R	17-0458		Driveshaft			26		26	90	94			507	1030	4
	6/91-		L	17-0459	48	Driveshaft			26		26	90	94			84	580	
	6/91-		R	17-0460	48	Driveshaft			26		26	90	94			507	1030	
2.0 20v Turbo (155 kW)	93-96			15-1368	48	Joint Kit	X	A/T+M/T	26	28	56,7	98,2	51,8					3
	6/91-		L	17-0461		Driveshaft			26		26	98	94		98	84	580	9
	6/91-		R	17-0462		Driveshaft			26		26	98	94		98	507	1030	4
	6/91-		L	17-0463	48	Driveshaft			26		26	98	94		98	84	580	9
	6/91-		R	17-0464	48	Driveshaft			26		26	98	94		98	507	1030	4

Per ordinare i GIUNTI senza KIT, sostituire il primo numero dopo il precodice con 0 mantenendo invariate le ultime 3 cifre. (Es:15-1001 c/KIT=15-0001 senza KIT / 16-1001 c/KIT =16-0001 senza KIT)
By request we supply outer and inner CVJ without KIT (Eg.:15-1001 with KIT=15-0001 without KIT / 16-1001 with KIT =16-0001 without KIT)

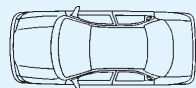


Legenda quote dimensionali vedi pagina I
 Legenda of dimensions see page I

		CHASSIS	L/R	METELLI ref.	ABS	DESCRIP-TION			INFO	A	B	C	D	E	F	H	I	L	Fig
VOLVO 850, SW 2.3 T5, T5R (166 kW)				15-1368	48	Joint Kit	X		A/T+M/T	26	28	56,7	98,2	51,8					3
	6/91-		L	17-0461		Driveshaft				26		26	98	94		98	84	580	9
	6/91-		R	17-0462		Driveshaft				26		26	98	94		98	507	1030	4
	6/91-		L	17-0463	48	Driveshaft				26		26	98	94		98	84	580	9
	6/91-		R	17-0464	48	Driveshaft				26		26	98	94		98	507	1030	4
2.3 T5, T5R (184 kW)	93-96			15-1368	48	Joint Kit	X		A/T+M/T	26	28	56,7	98,2	51,8					3
2.5 10v, 20v (103-105-125 kW)	91-96			15-1133	48	Joint Kit	X		A/T+M/T	26	25	56,6	90	50,5					3
	6/91-		L	17-0457		Driveshaft				26		26	90	94			84	580	9
	6/91-		R	17-0458		Driveshaft				26		26	90	94			507	1030	4
	6/91-		L	17-0459	48	Driveshaft				26		26	90	94			84	580	
	6/91-		R	17-0460	48	Driveshaft				26		26	90	94			507	1030	
2.5TDi (103 kW)	8/95-96			15-1368	48	Joint Kit	X		A/T+M/T	26	28	56,7	98,2	51,8					3
	6/91-		L	17-0461		Driveshaft				26		26	98	94		98	84	580	9
	6/91-		R	17-0462		Driveshaft				26		26	98	94		98	507	1030	4
	6/91-		L	17-0463	48	Driveshaft				26		26	98	94		98	84	580	9
	6/91-		R	17-0464	48	Driveshaft				26		26	98	94		98	507	1030	4
C70 2.0 20v (132 kW)	3/97-			15-1133	48	Joint Kit	X			26	25	56,6	90	50,5					3
	3/97-		R	17-0458		Driveshaft			M/T	26		26	90	94			507	1030	4
	3/97-		L	17-0459	48	Driveshaft			M/T	26		26	90	94			84	580	
	3/97-		R	17-0460	48	Driveshaft			M/T	26		26	90	94			507	1030	
2.0 20v Turbo (166 kW)	3/97-			15-1368	48	Joint Kit	X			26	28	56,7	98,2	51,8					3
	97-		L	17-0461		Driveshaft			M/T	26		26	98	94		98	84	580	9
	97-		R	17-0462		Driveshaft			M/T	26		26	98	94		98	507	1030	4
	97-		L	17-0463	48	Driveshaft			M/T	26		26	98	94		98	84	580	9
	97-		R	17-0464	48	Driveshaft			M/T	26		26	98	94		98	507	1030	4

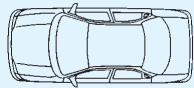
Per ordinare i GIUNTI senza KIT, sostituire il primo numero dopo il precodice con 0 mantenendo invariate le ultime 3 cifre. (Es:15-1001 c/KIT=15-0001 senza KIT / 16-1001 c/KIT =16-0001 senza KIT)
 By request we supply outer and inner CVJ without KIT (Eg.:15-1001 with KIT=15-0001 without KIT / 16-1001 with KIT =16-0001 without KIT)

Legenda quote dimensionali vedi pagina I
Legenda of dimensions see page I



		CHASSIS	L/R	METELLI ref.	ABS	DESCRIP- TION		INFO	A	B	C	D	E	F	H	I	L	Fig
VOLVO C70 2.3 20v T5 (176 kW)	3/97-			15-1368	48	Joint Kit	X		26	28	56,7	98,2	51,8					3
	97-		L	17-0461		Driveshaft		M/T	26		26	98	94		98	84	580	9
	97-		R	17-0462		Driveshaft		M/T	26		26	98	94		98	507	1030	4
	97-		L	17-0463	48	Driveshaft		M/T	26		26	98	94		98	84	580	9
	97-		R	17-0464	48	Driveshaft		M/T	26		26	98	94		98	507	1030	4
2.4 20v Turbo (142 kW)	3/97-			15-1368	48	Joint Kit	X		26	28	56,7	98,2	51,8					3
	97-		L	17-0461		Driveshaft		M/T	26		26	98	94		98	84	580	9
	97-		R	17-0462		Driveshaft		M/T	26		26	98	94		98	507	1030	4
	97-		L	17-0463	48	Driveshaft		M/T	26		26	98	94		98	84	580	9
	97-		R	17-0464	48	Driveshaft		M/T	26		26	98	94		98	507	1030	4
2.5 20v Turbo (142 kW)	3/97-			15-1368	48	Joint Kit	X		26	28	56,7	98,2	51,8					3
	97-		L	17-0461		Driveshaft		M/T	26		26	98	94		98	84	580	9
	97-		R	17-0462		Driveshaft		M/T	26		26	98	94		98	507	1030	4
	97-		L	17-0463	48	Driveshaft		M/T	26		26	98	94		98	84	580	9
	97-		R	17-0464	48	Driveshaft		M/T	26		26	98	94		98	507	1030	4
S40 - V40 1.9 TD (66 kW)	97-			15-1385		Joint Kit	X		25	29	54	87,2	62					3
	96-		L	17-0340		Driveshaft			25			87		37	65		600	7
	96-		R	17-0341		Driveshaft			25	23		87	75		65	28	806	20
	96-		L	17-0342	43	Driveshaft			25			87		37	65		600	7
	96-		R	17-0343	43	Driveshaft			25	23		87	75		65	28	806	20
All models	96-		L	17-0340		Driveshaft			25			87		37	65		600	7
	96-		R	17-0341		Driveshaft			25	23		87	75		65	28	806	20
	96-		L	17-0342	43	Driveshaft			25			87		37	65		600	7
	96-		R	17-0343	43	Driveshaft			25	23		87	75		65	28	806	20

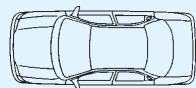
Per ordinare i GIUNTI senza KIT, sostituire il primo numero dopo il precodice con 0 mantenendo invariate le ultime 3 cifre. (Es.:15-1001 c/KIT=15-0001 senza KIT / 16-1001 c/KIT =16-0001 senza KIT)
By request we supply outer and inner CVJ without KIT (Eg.:15-1001 with KIT=15-0001 without KIT / 16-1001 with KIT =16-0001 without KIT)



Legenda quote dimensionali vedi pagina I
 Legenda of dimensions see page I

		CHASSIS	L/R	METELLI ref.	ABS	DESCRIPTION			INFO	A	B	C	D	E	F	H	I	L	Fig
VOLVO																			
S70																			
2.0, 20v (93-105-132 kW)																			
97-				15-1133	48	Joint Kit	X		A/T+M/T	26	25	56,6	90	50,5					3
3/97-			R	17-0458		Driveshaft			M/T	26		26	90	94			507	1030	4
3/97-			L	17-0459	48	Driveshaft			M/T	26		26	90	94			84	580	
3/97-			R	17-0460	48	Driveshaft			M/T	26		26	90	94			507	1030	
2.0 20v Turbo (166 kW)																			
1/97-				15-1368	48	Joint Kit	X			26	28	56,7	98,2	51,8					3
97-			L	17-0461		Driveshaft			M/T	26		26	98	94		98	84	580	9
97-			R	17-0462		Driveshaft			M/T	26		26	98	94		98	507	1030	4
97-			L	17-0463	48	Driveshaft			M/T	26		26	98	94		98	84	580	9
97-			R	17-0464	48	Driveshaft			M/T	26		26	98	94		98	507	1030	4
2.3 20v T5 (176 kW)																			
1/97-				15-1368	48	Joint Kit	X			26	28	56,7	98,2	51,8					3
97-			L	17-0461		Driveshaft			M/T	26		26	98	94		98	84	580	9
97-			R	17-0462		Driveshaft			M/T	26		26	98	94		98	507	1030	4
97-			L	17-0463	48	Driveshaft			M/T	26		26	98	94		98	84	580	9
97-			R	17-0464	48	Driveshaft			M/T	26		26	98	94		98	507	1030	4
2.4 20v (106-125 kW)																			
1/97-				15-1133	48	Joint Kit	X		A/T+M/T	26	25	56,6	90	50,5					3
2.4 20v Turbo (142 kW)																			
1/97-				15-1368	48	Joint Kit	X			26	28	56,7	98,2	51,8					3
97-			L	17-0461		Driveshaft			M/T	26		26	98	94		98	84	580	9
97-			R	17-0462		Driveshaft			M/T	26		26	98	94		98	507	1030	4
97-			L	17-0463	48	Driveshaft			M/T	26		26	98	94		98	84	580	9
97-			R	17-0464	48	Driveshaft			M/T	26		26	98	94		98	507	1030	4
2.5 20v Turbo (154 kW)																			
1/97-				15-1368	48	Joint Kit	X			26	28	56,7	98,2	51,8					3
97-			L	17-0461		Driveshaft			M/T	26		26	98	94		98	84	580	9
97-			R	17-0462		Driveshaft			M/T	26		26	98	94		98	507	1030	4
97-			L	17-0463	48	Driveshaft			M/T	26		26	98	94		98	84	580	9
97-			R	17-0464	48	Driveshaft			M/T	26		26	98	94		98	507	1030	4

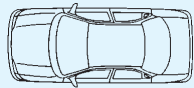
Per ordinare i GIUNTI senza KIT, sostituire il primo numero dopo il precodice con 0 mantenendo invariate le ultime 3 cifre. (Es:15-1001 c/KIT=15-0001 senza KIT / 16-1001 c/KIT =16-0001 senza KIT)
 By request we supply outer and inner CVJ without KIT (Eg.:15-1001 with KIT=15-0001 without KIT / 16-1001 with KIT =16-0001 without KIT)



Legenda quote dimensionali vedi pagina I
Legenda of dimensions see page I

		CHASSIS	L/R	METELLI ref.	ABS	DESCRIP- TION		INFO	A	B	C	D	E	F	H	I	L	Fig
VOLVO S70 2.5 TDi (103 kW)	1/97-			15-1368	48	Joint Kit	X		26	28	56,7	98,2	51,8					3
	97-		L	17-0461		Driveshaft		M/T	26		26	98	94		98	84	580	9
	97-		R	17-0462		Driveshaft		M/T	26		26	98	94		98	507	1030	4
	97-		L	17-0463	48	Driveshaft		M/T	26		26	98	94		98	84	580	9
	97-		R	17-0464	48	Driveshaft		M/T	26		26	98	94		98	507	1030	4
V70 2.0, 20v (93-105-132 kW)	1/97-			15-1133	48	Joint Kit	X	A/T+M/T	26	25	56,6	90	50,5					3
	3/97-		R	17-0458		Driveshaft		M/T	26		26	90	94			507	1030	4
	3/97-		L	17-0459	48	Driveshaft		M/T	26		26	90	94			84	580	
	3/97-		R	17-0460	48	Driveshaft		M/T	26		26	90	94			507	1030	
2.0 20v Turbo (166 kW)	1/97-			15-1368	48	Joint Kit	X		26	28	56,7	98,2	51,8					3
	97-		L	17-0461		Driveshaft		M/T	26		26	98	94		98	84	580	9
	97-		R	17-0462		Driveshaft		M/T	26		26	98	94		98	507	1030	4
	97-		L	17-0463	48	Driveshaft		M/T	26		26	98	94		98	84	580	9
	97-		R	17-0464	48	Driveshaft		M/T	26		26	98	94		98	507	1030	4
2.0 20v Turbo 4x4 (166 kW)	1/97-			15-1368	48	Joint Kit	X		26	28	56,7	98,2	51,8					3
	97-		L	17-0461		Driveshaft		M/T	26		26	98	94		98	84	580	9
	97-		R	17-0462		Driveshaft		M/T	26		26	98	94		98	507	1030	4
	97-		L	17-0463	48	Driveshaft		M/T	26		26	98	94		98	84	580	9
	97-		R	17-0464	48	Driveshaft		M/T	26		26	98	94		98	507	1030	4
2.3 20v T5 (176 kW)	1/97-			15-1368	48	Joint Kit	X		26	28	56,7	98,2	51,8					3
	97-		L	17-0461		Driveshaft		M/T	26		26	98	94		98	84	580	9
	97-		R	17-0462		Driveshaft		M/T	26		26	98	94		98	507	1030	4
	97-		L	17-0463	48	Driveshaft		M/T	26		26	98	94		98	84	580	9
	97-		R	17-0464	48	Driveshaft		M/T	26		26	98	94		98	507	1030	4

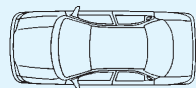
Per ordinare i GIUNTI senza KIT, sostituire il primo numero dopo il precodice con 0 mantenendo invariate le ultime 3 cifre. (Es.:15-1001 c/KIT=15-0001 senza KIT / 16-1001 c/KIT =16-0001 senza KIT)
By request we supply outer and inner CVJ without KIT (Eg.:15-1001 with KIT=15-0001 without KIT / 16-1001 with KIT =16-0001 without KIT)



Legenda quote dimensionali vedi pagina I
 Legenda of dimensions see page I

		CHASSIS	L/R	METELLI ref.	ABS	DESCRIP-TION			INFO	A	B	C	D	E	F	H	I	L	Fig
VOLVO V70 2.3 Turbo 4x4 (176 kW)	97-		L	17-0461		Driveshaft			M/T	26		26	98	94		98	84	580	9
	97-		R	17-0462		Driveshaft			M/T	26		26	98	94		98	507	1030	4
	97-		L	17-0463	48	Driveshaft			M/T	26		26	98	94		98	84	580	9
	97-		R	17-0464	48	Driveshaft			M/T	26		26	98	94		98	507	1030	4
2.4, 20v (106-125 kW)	1/97-			15-1133	48	Joint Kit	X		A/T+M/T	26	25	56,6	90	50,5					3
2.4 20v Turbo (142 kW)	1/97-			15-1368	48	Joint Kit	X			26	28	56,7	98,2	51,8					3
	97-		L	17-0461		Driveshaft			M/T	26		26	98	94		98	84	580	9
	97-		R	17-0462		Driveshaft			M/T	26		26	98	94		98	507	1030	4
	97-		L	17-0463	48	Driveshaft			M/T	26		26	98	94		98	84	580	9
	97-		R	17-0464	48	Driveshaft			M/T	26		26	98	94		98	507	1030	4
2.4 20v Turbo 4x4 (142 kW)	97-		L	17-0461		Driveshaft			M/T	26		26	98	94		98	84	580	9
	97-		R	17-0462		Driveshaft			M/T	26		26	98	94		98	507	1030	4
	97-		L	17-0463	48	Driveshaft			M/T	26		26	98	94		98	84	580	9
	97-		R	17-0464	48	Driveshaft			M/T	26		26	98	94		98	507	1030	4
2.5 20v Turbo (154 kW)	97-		L	17-0461		Driveshaft			M/T	26		26	98	94		98	84	580	9
	97-		R	17-0462		Driveshaft			M/T	26		26	98	94		98	507	1030	4
	97-		L	17-0463	48	Driveshaft			M/T	26		26	98	94		98	84	580	9
	97-		R	17-0464	48	Driveshaft			M/T	26		26	98	94		98	507	1030	4
2.5 TDi (103 kW)	1/97-			15-1368	48	Joint Kit	X			26	28	56,7	98,2	51,8					3
	97-		L	17-0461		Driveshaft			M/T	26		26	98	94		98	84	580	9
	97-		R	17-0462		Driveshaft			M/T	26		26	98	94		98	507	1030	4
	97-		L	17-0463	48	Driveshaft			M/T	26		26	98	94		98	84	580	9
	97-		R	17-0464	48	Driveshaft			M/T	26		26	98	94		98	507	1030	4

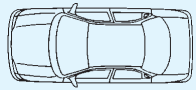
Per ordinare i GIUNTI senza KIT, sostituire il primo numero dopo il precodice con 0 mantenendo invariate le ultime 3 cifre. (Es:15-1001 c/KIT=15-0001 senza KIT / 16-1001 c/KIT =16-0001 senza KIT)
 By request we supply outer and inner CVJ without KIT (Eg.:15-1001 with KIT=15-0001 without KIT / 16-1001 with KIT =16-0001 without KIT)






Legenda quote dimensionali vedi pagina I
Legenda of dimensions see page I

		CHASSIS	L/R	METELLI ref.	ABS	DESCRIP- TION			INFO	A	B	C	D	E	F	H	I	L	Fig
ZASTAVA																			
101 All models	78-			15-1002		Joint Kit	X			22	20	48,1	80	55					3
1100 All models	74-91			15-1001		Joint Kit	X			20	20	43,1	80	55					3
Yugo 55 1.3 (40 kW)	4/85-			15-1001		Joint Kit	X			20	20	43,1	80	55					3
Yugo 55 1.5 (49 kW)	4/85-			15-1001		Joint Kit	X			20	20	43,1	80	55					3
ZAZ																			
Tavrija 1.1 (37-40 kW)	89-			15-0228		Joint	X	M/T		22	22	42	83	57					2
1.3 (44 kW)	89-			15-0228		Joint	X	M/T		22	22	42	83	57					2

Per ordinare i GIUNTI senza KIT, sostituire il primo numero dopo il precodice con 0 mantenendo invariate le ultime 3 cifre. (Es:15-1001 c/KIT=15-0001 senza KIT / 16-1001 c/KIT =16-0001 senza KIT)
By request we supply outer and inner CVJ without KIT (Eg.:15-1001 with KIT=15-0001 without KIT / 16-1001 with KIT =16-0001 without KIT)











Legenda quote dimensionali vedi pagina I
 Legenda of dimensions see page I





	CHASSIS	L/R	METELLI ref.	ABS	DESCRIP- TION			INFO	A	B	C	D	E	F	H	I	L	Fig

Per ordinare i GIUNTI senza KIT, sostituire il primo numero dopo il precodice con 0 mantenendo invariate le ultime 3 cifre. (Es:15-1001 c/KIT=15-0001 senza KIT / 16-1001 c/KIT =16-0001 senza KIT)
 By request we supply outer and inner CVJ without KIT (Eg.:15-1001 with KIT=15-0001 without KIT / 16-1001 with KIT =16-0001 without KIT)





TRANSMISSIONI-DRIVESHAFTS-TRANSMISSIONS-ANTRIEBSWELLEN-TRANSMISSIONES

METELLI ref.	INFO			A	B	C	D	E	F	G	H	I	L	ABS	Fig	METELLI ref.	INFO			A	B	C	D	E	F	G	H	I	L	ABS	Fig
																17-0370	Driveshaft			27			98	108		24 x 1,5	32	540	10		
ALFA ROMEO																17-0371	Driveshaft			27			98	108		24 x 1,5	32	477	10		
																17-0465	Driveshaft			25			98	100		24 x 1,5					
15-1083	Joint Kit	X		28	24	54,9	90	55,5							3																
15-1093	Joint Kit	X		25	25	52	90	47						44	2																
15-1103	Joint Kit	X		25	25	54,5	90	47							2																
15-1109	Joint Kit	X		25	25	52	90	47							2	AUDI															
15-1110	Joint Kit	X		25	25	52	90	47						44	2																
15-1126	Joint Kit	X		28	22	54,9	81	55,5							3	15-1025	Joint Kit	X		26	25	56,5	90	50					3		
15-1152	Joint Kit	X		27	28	56	98	46						44	3	15-1035	Joint Kit	X		20	25	45,5	77	48					2		
15-1153	Joint Kit	X		25	28	56	98	47						44	3	15-1049	Joint Kit	X		22	30	51	81	48					3		
15-1183	Joint Kit	X		25	24	52	90	47							3	15-1050	Joint Kit	X		22	30	51	90	49					2		
15-1211	Joint Kit	X		25	25	52	90	47							3	15-1066	Joint Kit	X		33	30	53	81	30					2		
15-1212	Joint Kit	X		25	25	52	96	47						44	3	15-1091	Joint Kit	X		33	30	53	88	30					2		
15-1244	Joint Kit	X		25	28	59	98	47							3	15-1096	Joint Kit	X		22	30	51	81	48					2		
15-1245	Joint Kit	X		25	25	59	89	47							3	15-1111	Joint Kit	X		22	30	51	88	49				96	2		
15-1257	Joint Kit	X		25	25	52	90	47						44	2	15-1112	Joint Kit	X		33	30	53	88	30				45	2		
15-1258	Joint Kit	X		25	25	51	90	47							3	15-1119	Joint Kit	X		38	25	59,5	90	34					3		
15-1297	Joint Kit	X		27	25	59	90	47							3	15-1121	Joint Kit	X		38	25	59,6	90	34				45	3		
15-1300	Joint Kit	X		27	28	59	98	47							3	15-1122	Joint Kit	X		33	30	53	81	30				45	2		
16-0002	Joint		X		25		100									15-1127	Joint Kit	X		26	25	56,5	90	50				96	3		
16-0014	Joint		X		28		108									15-1128	Joint Kit	X		22	25	51	90	49					3		
16-1002A	Joint Kit		X		25		100									15-1140	Joint Kit	X		38	30	59,4	90	34				45	2		
16-1014	Joint Kit		X		28		108									15-1150	Joint Kit	X		26	28	56,4	98	51					3		
16-1014A	Joint Kit		X		28		108									15-1150A	Joint Kit	X		26	28	56	98	51					3		
16-1017	Joint Kit	X	X		24		94									15-1174	Joint Kit	X		38	27	59,6	98	34				45	2		
16-1017	Joint Kit		X		24		94									15-1181	Joint Kit	X		22	25	51	88	49				96	3		
16-1020	Joint Kit		X		25		100									15-1185	Joint Kit	X		22	30	51	81	48				96	2		
16-1025	Joint Kit		X		28		108									15-1188	Joint Kit	X		38	30	59,6	88	34				45	2		
17-0191	Driveshaft			25			90	94		24 x 1,5	85		640		10	15-1189	Joint Kit	X		36	30	52,8	90	40					2		
17-0192	Driveshaft			25			90	94		24 x 1,5	85		640	44	10	15-1195	Joint Kit	X		38	27	59,5	98	34				45	2		
17-0193	Driveshaft			25			90	100		24 x 1,5	85		475		10	15-1203	Joint Kit	X		26	28	56,6	98	50				96	3		
17-0194	Driveshaft			25			90	100		24 x 1,5	85		475	44	10	15-1219	Joint Kit	X		26	25	56,5	90	50				45	3		
17-0195	Driveshaft			25			98	100		24 x 1,5	85		495		10	15-1239	Joint Kit	X		33	30	53	87,9	30				45	2		
17-0327	Driveshaft			25			90	94		24 x 1,5	85		466		10	15-1241	Joint Kit	X		36	30	53	81	40					2		
17-0328	Driveshaft			25			89	100		24 x 1,5					10	15-1267	Joint Kit	X		38	27	59,5	98	34				45	2		





METELLI ref.	INFO			A	B	C	D	E	F	G	H	I	L	ABS	Fig	METELLI ref.	INFO			A	B	C	D	E	F	G	H	I	L	ABS	Fig
CADILLAC (GM)																CHRYSLER (USA) DODGE															
15-1235	Joint Kit	X		27	32	61,5	93	65							3	15-1026	Joint Kit	X		25	22	50	82	63						1	
																15-1048	Joint Kit	X		25	23	50	78,7	64						1	
																15-1064	Joint Kit	X		25	25	50	89,5	64,7						1	
																15-1130	Joint Kit	X		25	26	54	94,5	64,5						2	
																15-1148	Joint Kit	X		25	23	54	86,9	64,5						1	
																15-1161	Joint Kit	X		25	22	54	79	61						1	
15-1008	Joint Kit	X		33	25	52,35	90	59							3	15-1356	Joint Kit	X		26	32	54	90	53						2	
15-1344	Joint Kit	X		33	29	47,7	85	61,5							3																
CHEVROLET (GM)																CHRYSLER (USA) PLYMOUTH															
																15-1026	Joint Kit	X		25	22	50	82	63						1	
15-1075	Joint Kit	X		22	22	50	79	61							2	15-1048	Joint Kit	X		25	23	50	78,7	64						1	
15-1076	Joint Kit	X		22	21	50	74,6	61							1	15-1147	Joint Kit	X		25	23	54	83	62						1	
15-1078	Joint Kit	X		26	29	56	84	59,5							3	15-1148	Joint Kit	X		25	23	54	86,9	64,5						1	
15-1080	Joint Kit	X		23	19	44	72	65							1	15-1356	Joint Kit	X		26	32	54	90	53						2	
15-1235	Joint Kit	X		27	32	61,5	93	65							3																
CHEVY CHEVROLET																CITROEN															
																15-1015	Joint Kit	X		25	22	55,3	84	46						2	
15-1075	Joint Kit	X		22	22	50	79	61							2	15-1063	Joint Kit	X		21	22	56	84	51						2	
15-1076	Joint Kit	X		22	21	50	74,6	61							1	15-1139	Joint Kit	X		25	34	55,3	90	46					90	2	
15-1078	Joint Kit	X		26	29	56	84	59,5							3	15-1142	Joint Kit	X		25	34	55,3	90	46						2	
15-1080	Joint Kit	X		23	19	44	72	65							1	15-1175	Joint Kit	X		25	23	55,3	88	46					29	2	
15-1235	Joint Kit	X		27	32	61,5	93	65							3	15-1176	Joint Kit	X		25	34	55,3	99	46					48	2	
																15-1177	Joint Kit	X		25	23	55,3	90	46						2	
																15-1179	Joint Kit	X		28	23	58,5	90	53					48	2	
																15-1180	Joint Kit	X		28	27	59,1	100	53					48	2	
																15-1206	Joint Kit	X		25	23	55,3	88	46					90	2	
																15-1208	Joint Kit	X		25	23	55,3	88	46					48	2	
CHRYSLER (USA)																CITROEN															
15-1026	Joint Kit	X		25	22	50	82	63							1	15-1015	Joint Kit	X		25	22	55,3	84	46						2	
15-1048	Joint Kit	X		25	23	50	78,7	64							1	15-1063	Joint Kit	X		21	22	56	84	51						2	
15-1064	Joint Kit	X		25	25	50	89,5	64,7							1	15-1139	Joint Kit	X		25	34	55,3	90	46					90	2	
15-1148	Joint Kit	X		25	23	54	86,9	64,5							1	15-1142	Joint Kit	X		25	34	55,3	90	46						2	
15-1330	Joint Kit	X		23	28	58	82							56	2	15-1175	Joint Kit	X		25	23	55,3	88	46					29	2	
15-1356	Joint Kit	X		26	32	54	90	53							2	15-1176	Joint Kit	X		25	34	55,3	99	46					48	2	
																15-1177	Joint Kit	X		25	23	55,3	90	46						2	
																15-1179	Joint Kit	X		28	23	58,5	90	53					48	2	
																15-1180	Joint Kit	X		28	27	59,1	100	53					48	2	
																15-1206	Joint Kit	X		25	23	55,3	88	46					90	2	
																15-1208	Joint Kit	X		25	23	55,3	88	46					48	2	





METELLI ref.	INFO			A	B	C	D	E	F	G	H	I	L	ABS	Fig	METELLI ref.	INFO			A	B	C	D	E	F	G	H	I	L	ABS	Fig
CITROEN																17-0134	Driveshaft			25	22	84	75			24 x 1,5	80	58	590	29	5
																17-0135	Driveshaft			25	22	84	75			24 x 1,5	80	333	860	29	6
																17-0136	Driveshaft			25	24	90	81			24 x 1,5	80	70	610	29	5
15-1222	Joint Kit	X		27	34	58,6	99	49						48	2	17-0137	Driveshaft			25	24	90	81			24 x 1,5	80	350	865	29	6
15-1224	Joint Kit	X		27	39	59	100,45	49,5						48	2	17-0138	Driveshaft			27	24	90	81			24 x 1,5	80	62	645		3
15-1243	Joint Kit	X		24	22	54	81	44,5							2	17-0139	Driveshaft			27	24	90	81			24 x 1,5	80	350	930		4
15-1263	Joint Kit	X		28	23	57,5	99,8	53						29	2	17-0140	Driveshaft			27	24	90	81			24 x 1,5	80	62	645	48	3
15-1264	Joint Kit	X		28	27	59	99,8	53						29	2	17-0141	Driveshaft			27	24	90	81			24 x 1,5	80	350	930	48	4
15-1281	Joint Kit	X		25	39	59	100	46						48	2	17-0142	Driveshaft			27	37	100	89			24 x 1,5	82	68	640		3
15-1302	Joint Kit	X		25	34	59	90	46						29	2	17-0143	Driveshaft			27	37	100	89			24 x 1,5	82	370	940		4
15-1407	Joint Kit	X		21	21	48,75	75,6	52							2	17-0144	Driveshaft			27	37	100	89			24 x 1,5	82	68	640	48	3
17-0004	Driveshaft			21		22	76	72		20 x 1,5	80	65	615		3	17-0145	Driveshaft			27	37	100	89			24 x 1,5	82	370	940	48	4
17-0005	Driveshaft			21		22	76	72		20 x 1,5	80	93	800		3	17-0146	Driveshaft			21	22	86	72			20 x 1,5	76	58	640	48	3
17-0006	Driveshaft			21		24	86	72		20 x 1,5	76	70	580		5	17-0147	Driveshaft			21	22	86	72			20 x 1,5	76	253	830	48	4
17-0007	Driveshaft			21		24	86	72		20 x 1,5	76	350	835		6	17-0148	Driveshaft			25	24	90	81			24 x 1,5	80	70	635		5
17-0008	Driveshaft			21			84			20 x 1,5	90		420		2	17-0149	Driveshaft			25	24	90	81			24 x 1,5	80	350	890		6
17-0009	Driveshaft			21			76	115		20 x 1,5	90		590		1	17-0150	Driveshaft			25	24	90	81			24 x 1,5	80	70	635	48	5
17-0010	Driveshaft			21		22	86	72		20 x 1,5	76	65	600		3	17-0151	Driveshaft			25	24	90	81			24 x 1,5	80	350	890	48	6
17-0011	Driveshaft			21		22	86	72		20 x 1,5	76	328	855		4	17-0152	Driveshaft			25	24	90	76			24 x 1,5	80	62	620		5
17-0014	Driveshaft			21		22	76	72		20 x 1,5	76	65	615		3	17-0153	Driveshaft			25	24	90	76			24 x 1,5	80	350	890		6
17-0015	Driveshaft			21		22	76	72		20 x 1,5	76	93	800		3	17-0154	Driveshaft			25	24	90	76			24 x 1,5	80	62	620	48	5
17-0023	Driveshaft			25		24	84	76		24 x 1,5	80	70	615		5	17-0155	Driveshaft			25	24	90	76			24 x 1,5	80	350	890	48	6
17-0024	Driveshaft			25		24	84	76		24 x 1,5	80	350	870		6	17-0156	Driveshaft			21	22	86	72			20 x 1,5	76	65	600		3
17-0060	Driveshaft			21		22	76	72		20 x 1,5	80	65	615		3	17-0157	Driveshaft			21	22	86	72			20 x 1,5	76	328	855		4
17-0061	Driveshaft			21		22	76	72		20 x 1,5	80	93	800		3	17-0174	Driveshaft			28	24	90	76			24 x 1,5	89	355	945		4
17-0077	Driveshaft			22			83			22 x 1,5	76		440		2	17-0175	Driveshaft			28	24	90	76			24 x 1,5	89	62	660		3
17-0078	Driveshaft			25		24	90	81		24 x 1,5	80	70	610		5	17-0176	Driveshaft			28	37	100	100			24 x 1,5	89	365	945	29	4
17-0079	Driveshaft			25		24	90	81		24 x 1,5	80	350	865		6	17-0177	Driveshaft			28	37	100	100			24 x 1,5	89	68	660	29	3
17-0080	Driveshaft			21		22	76	65		20 x 1,5	76	65	615		3	17-0178	Driveshaft			24		54	120			24 x 1,5	80		560		8
17-0081	Driveshaft			21		22	76	65		20 x 1,5	76	93	800		3	17-0217	Driveshaft			25	22	84	72				80	65	595	29	3
17-0103	Driveshaft			21		22	86	72		20 x 1,5	76	58	640		3	17-0218	Driveshaft			25	22	84	72				80	328	860	29	4
17-0104	Driveshaft			21		22	86	72		20 x 1,5	76	253	830		4	17-0329	Driveshaft					37		89				69	640		5
17-0130	Driveshaft			21		22	76	72		20 x 1,5	76	65	615	48	3	17-0330	Driveshaft					37		89				347	942		6
17-0131	Driveshaft			21		22	76	72		20 x 1,5	76	93	800	48	3	17-0415	Driveshaft			21	21	79					86		641		5
17-0132	Driveshaft			25		22	84	75		24 x 1,5	80	58	590		5	17-0416	Driveshaft			21	21	79					86		844		5
17-0133	Driveshaft			25		22	84	75		24 x 1,5	80	333	860		6																





QUOTE DIMENSIONALI - DIMENSIONS - COTES DIMENSIONNELLES - ABMESSUNGEN - MEDIDAS

METELLI ref.	INFO			A	B	C	D	E	F	G	H	I	L	ABS	Fig	METELLI ref.	INFO			A	B	C	D	E	F	G	H	I	L	ABS	Fig																			
EAGLE																15-1210	Joint Kit	X		25	22	52	96	47																					44	3				
EAGLE																15-1211	Joint Kit	X		25	25	52	90	47																							3			
EAGLE																15-1212	Joint Kit	X		25	25	52	96	47																							44	3		
15-1026	Joint Kit	X		25	22	50	82	63							1	15-1213	Joint Kit	X		25	28	59	98	47													3													
15-1048	Joint Kit	X		25	23	50	78,7	64							1	15-1214	Joint Kit	X		25	25	59	96	47													44	3												
15-1147	Joint Kit	X		25	23	54	83	62							1	15-1222	Joint Kit	X		27	34	58,6	99	49													48	2												
15-1148	Joint Kit	X		25	23	54	86,9	64,5							1	15-1224	Joint Kit	X		27	39	59	100,45	49,5													48	2												
15-1161	Joint Kit	X		25	22	54	79	61							1	15-1226	Joint Kit	X		22	22	46	80	40													3													
FIAT																15-1227	Joint Kit	X		22	22	46	89	40																							44	3		
FIAT																15-1231	Joint Kit	X		22	22	52	83	54																									3	
FIAT																15-1232	Joint Kit	X		22	22	52	89	54																									44	3
FIAT																15-1240	Joint Kit	X		22	20	52	80	55																										3
FIAT																15-1244	Joint Kit	X		25	28	59	98	47																										3
15-1001	Joint Kit	X		20	20	43,1	80	55							3	15-1245	Joint Kit	X		25	25	59	89	47															3											
15-1002	Joint Kit	X		22	20	48,1	80	55							3	15-1258	Joint Kit	X		25	25	51	90	47															3											
15-1003	Joint Kit	X		22	25	48,1	85	58							2	15-1296	Joint Kit	X		22	21	51	75	40														1												
15-1013	Joint Kit	X		22	20	71,6	80	40							3	15-1306	Joint Kit	X		25	22	51	83	47														3												
15-1016	Joint Kit	X		25	25	52	90	47							2	15-1309	Joint Kit	X		22	20	51	80	40														3												
15-1019	Joint Kit	X		20	20	43,1	80	55							3	15-1358	Joint Kit	X		22	22	51	80	40														3												
15-1032	Joint Kit	X		25	25	52	85	47							2	15-1374	Joint Kit	X		22	22	51	79	54,2														1												
15-1065	Joint Kit	X		22	20	48,1	80	55							3	15-1387	Joint Kit	X		25	26	51	91	48														1												
15-1067	Joint Kit	X		22	20	71,4	72	41							3	15-1388	Joint Kit	X		25	26	59	91	48														1												
15-1093	Joint Kit	X		25	25	52	90	47						44	2	15-1396	Joint Kit	X		25	22	51	79	47														1												
15-1094	Joint Kit	X		25	25	54,5	90	47						90	2	16-1002	Joint Kit		X	25		100																												
15-1095	Joint Kit	X		25	25	52	90	47						90	2	16-1002	Joint Kit	X	X	25		100																												
15-1103	Joint Kit	X		25	25	54,5	90	47							2	16-1020	Joint Kit		X	25		100																												
15-1105	Joint Kit			22	20	71,6	80	40							3	17-0138	Driveshaft			27		24	90	81		24 x 1,5	80	62	645								3													
15-1105	Joint Kit	X		22	20	71,6	80	40							3	17-0139	Driveshaft			27		24	90	81		24 x 1,5	80	350	930								4													
15-1106	Joint Kit	X		22	20	71,6	80	40						44	3	17-0140	Driveshaft			27		24	90	81		24 x 1,5	80	62	645	48							3													
15-1106	Joint Kit			22	20	71,6	80	40						44	3	17-0141	Driveshaft			27		24	90	81		24 x 1,5	80	350	930	48							4													
15-1109	Joint Kit	X		25	25	52	90	47							2	17-0142	Driveshaft			27		37	100	89		24 x 1,5	82	68	640								3													
15-1110	Joint Kit	X		25	25	52	90	47						44	2	17-0143	Driveshaft			27		37	100	89		24 x 1,5	82	370	940								4													
15-1153	Joint Kit	X		25	28	56	98	47						44	3	17-0144	Driveshaft			27		37	100	89		24 x 1,5	82	68	640	48							3													
15-1154	Joint Kit	X		27	25	60	90	49							2	17-0145	Driveshaft			27		37	100	89		24 x 1,5	82	370	940	48							4													
15-1155	Joint Kit	X		27	25	60	90	49						44	2	17-0219	Driveshaft			22			80	73		22 x 1,5	80		610								16													
15-1209	Joint Kit	X		25	22	52	83	47							3	17-0220	Driveshaft			22			80	73		22 x 1,5	80		935									16												





QUOTE DIMENSIONALI - DIMENSIONS - COTES DIMENSIONNELLES - ABMESSUNGEN - MEDIDAS

METELLI ref.	INFO			A	B	C	D	E	F	G	H	I	L	ABS	Fig	METELLI ref.	INFO			A	B	C	D	E	F	G	H	I	L	ABS	Fig								
																17-0424	Driveshaft			25			90	100	39,3	24 x 1,5	85		457	1									
FIAT																																							
17-0221	Driveshaft			22			80		32	22 x 1,5	80		590		7																								
17-0222	Driveshaft			22			80		32	22 x 1,5	80		960		7	FIAT V. COMMERCIALI/ LCV																							
17-0223	Driveshaft			25			90	100		24 x 1,5	85		470		10																								
17-0224	Driveshaft			22			80		32	22 x 1,5	80		575		7	15-1001	Joint Kit	X		20	20	43,1	80	55							3								
17-0225	Driveshaft			22			80		32	22 x 1,5	80		945		7	15-1002	Joint Kit	X		22	20	48,1	80	55							3								
17-0226	Driveshaft			25			90	98		24 x 1,5	85		450		1	15-1019	Joint Kit	X		20	20	43,1	80	55							3								
17-0227	Driveshaft			25			90	98		24 x 1,5	85		450	44	1	15-1020	Joint Kit	X		28	27	62,9	100	60							2								
17-0228	Driveshaft			25			90	100		24 x 1,5	85		470		10	15-1065	Joint Kit	X		22	20	48,1	80	55							3								
17-0229	Driveshaft			25			90	100		24 x 1,5	85		470	44	10	15-1120	Joint Kit	X		28	39	62,9	100,4	60					54	2									
17-0230	Driveshaft			22			72		25	22 x 1,5	75		665		7	15-1132	Joint Kit	X		35	45	70	115,3	63					54	2									
17-0231	Driveshaft			22			72		29	22 x 1,5	75		535		7	15-1153	Joint Kit	X		25	28	56	98	47					44	3									
17-0232	Driveshaft			22			72		29	22 x 1,5	75		795		7	15-1213	Joint Kit	X		25	28	59	98	47							3								
17-0233	Driveshaft			22			72	67		22 x 1,5	75		555		16	15-1222	Joint Kit	X		27	34	58,6	99	49					48	2									
17-0234	Driveshaft			22			72	67		22 x 1,5	75		775		16	15-1224	Joint Kit	X		27	39	59	100,45	49,5					48	2									
17-0235	Driveshaft			22			80	67		22 x 1,5	80		605		16	15-1225	Joint Kit	X		22	20	52	81	55							3								
17-0236	Driveshaft			22			80	67		22 x 1,5	80		890		16	15-1231	Joint Kit	X		22	22	52	83	54							3								
17-0237	Driveshaft			22			80	67		22 x 1,5	80		605	44	16	15-1232	Joint Kit	X		22	22	52	89	54					44	3									
17-0238	Driveshaft			22			80	67		22 x 1,5	80		890	44	16	15-1236	Joint Kit	X		35	45	70	122	63					54	2									
17-0239	Driveshaft			25			85		32	24 x 1,5	85		600		7	16-1002	Joint Kit		X		25		100																
17-0240	Driveshaft			25			85		32	24 x 1,5	85		970		7	16-1020	Joint Kit		X		25		100																
17-0241	Driveshaft			25			90	98		24 x 1,5	85		465		1	17-0082	Driveshaft			28		25	98	106		28 x 1,5	114	72	700	5									
17-0242	Driveshaft			25			90	98		24 x 1,5	85		465	44	1	17-0083	Driveshaft			28		25	98	106		28 x 1,5	114	72	1070	5									
17-0243	Driveshaft			25			90	100		24 x 1,5	85		475		10	17-0084	Driveshaft			28			98	89		28 x 1,5	114		765	3									
17-0244	Driveshaft			25			90	100		24 x 1,5	85		475	44	10	17-0085	Driveshaft			28		37	98	89		28 x 1,5	114	370	1065	6									
17-0245	Driveshaft			22			80	73		22 x 1,5	80		600		16	17-0086	Driveshaft			28		41	98	89		28 x 1,5	114	70	750	3									
17-0246	Driveshaft			22			80	73		22 x 1,5	80		885		16	17-0087	Driveshaft			28		41	98	89		28 x 1,5	114	392	1090	6									
17-0247	Driveshaft			22			80	73		22 x 1,5	80		600	44	16	17-0138	Driveshaft			27		24	90	81		24 x 1,5	80	62	645	3									
17-0248	Driveshaft			22			80	73		22 x 1,5	80		885	44	16	17-0139	Driveshaft			27		24	90	81		24 x 1,5	80	350	930	4									
17-0419	Driveshaft			25			98	108	41	24 x 1,5		79	461		10	17-0140	Driveshaft			27		24	90	81		24 x 1,5	80	62	645	48	3								
17-0420	Driveshaft			25			98	108	41	24 x 1,5		79	461	44	10	17-0141	Driveshaft			27		24	90	81		24 x 1,5	80	350	930	48	4								
17-0421	Driveshaft			25			90	100	39,3	24 x 1,5	85		480		1	17-0142	Driveshaft			27		37	100	89		24 x 1,5	82	68	640	3									
17-0422	Driveshaft			25			83	100		24 x 1,5	84,5				1	17-0143	Driveshaft			27		37	100	89		24 x 1,5	82	370	940	4									
17-0423	Driveshaft			25			83	100		24 x 1,5	84,5				1	17-0144	Driveshaft			27		37	100	89		24 x 1,5	82	68	640	48	3								





METELLI ref.	INFO			A	B	C	D	E	F	G	H	I	L	ABS	Fig	METELLI ref.	INFO			A	B	C	D	E	F	G	H	I	L	ABS	Fig
FORD EUROPE																GEO (GM)															
17-0260	Driveshaft			27	34		87	87		22 x 1,5	92	40	570		8	15-1075	Joint Kit	X		22	22	50	79	61						2	
17-0261	Driveshaft			27		26	87	87		22 x 1,5	92	93	620	44	3	15-1076	Joint Kit	X		22	21	50	74,6	61						1	
17-0262	Driveshaft			27	34		87	87		22 x 1,5	92	40	570	44	8	15-1078	Joint Kit	X		26	29	56	84	59,5						3	
17-0263	Driveshaft			25			86		32	22 x 1,5	90		510		7	15-1080	Joint Kit	X		23	19	44	72	65						1	
17-0264	Driveshaft			25			72		30	22 x 1,5	90		585		7	15-1114	Joint Kit	X		23	19	49	71,5	66						1	
17-0265	Driveshaft			25			72		30	22 x 1,5	90		866		7																
17-0266	Driveshaft			38		34	98	112		16 x 1,5	34		545	48																	
17-0267	Driveshaft			38	35		98	104		16 x 1,5	34	40	555	48	18																
17-0372	Driveshaft			26		23	82	72		22 x 1,5	89	62	635			GMB BRAZIL															
17-0373	Driveshaft			26		23	82	72		22 x 1,5	89	371	932			15-1008	Joint Kit	X		33	25	52,35	90	59						3	
17-0374	Driveshaft			26		26	82	80		22 x 1,5	89	69	614																		
17-0375	Driveshaft			26		26	82	80		22 x 1,5	89	391	945																		
FORD USA																HOLDEN AUSTRALIA															
15-1024	Joint Kit	X		24	22	52	79	56							1	15-1008	Joint Kit	X		33	25	52,35	90	59						3	
15-1059	Joint Kit	X		26	25	56	89,5	62							1	15-1028	Joint Kit	X		24	22	52	79,2	60,7						2	
15-1171	Joint Kit	X		24	19	52	71	56							1	15-1030	Joint Kit	X		26	23	56	82	60						2	
15-1261	Joint Kit	X		24	20	52	72	56							1	15-1068	Joint Kit	X		23	19	44	72	65						1	
15-1268	Joint Kit	X		28	23	56	87	63							2	15-1075	Joint Kit	X		22	22	50	79	61						2	
15-1291	Joint Kit	X		28	26	56	94	62,5							2	15-1076	Joint Kit	X		22	21	50	74,6	61						1	
15-1328	Joint Kit	X		28	26	56	94						44	2	15-1080	Joint Kit	X		23	19	44	72	65						1		
																15-1136	Joint Kit	X		25	25	52,2	89,6	56						2	
FORD USA MERCURY																HONDA															
15-1357	Joint Kit	X		26	24	51	90	59							2	15-1010	Joint Kit	X		23	22	45	79,4	54						1	
																15-1011	Joint Kit	X		23	22	45	79,4	55						1	
																15-1044	Joint Kit	X		23	30	49	82,5	54						1	
																15-1045	Joint Kit	X		26	32	49	86,6	51						1	





METELLI ref.	INFO			A	B	C	D	E	F	G	H	I	L	ABS	Fig	METELLI ref.	INFO			A	B	C	D	E	F	G	H	I	L	ABS	Fig
MAZDA																MERCEDES-BENZ															
15-1024	Joint Kit	X		24	22	52	79	56							1	15-1367	Joint Kit	X		24	27	57	76,9	30,6					48	2	
15-1042	Joint Kit	X		26	25	52	89,5	62							1	17-0092	Driveshaft			27		27	105	105			70	33	650		12
15-1058	Joint Kit	X		26	25	52	89,5	62							1	17-0215	Driveshaft			25			95	100		24 x 1,5	68		634		17
15-1059	Joint Kit	X		26	25	56	89,5	62							1	17-0268	Driveshaft			25			95	100		24 x 1,5	70		645		17
15-1069	Joint Kit	X		26	23	52	82,6	62							1	17-0466	Driveshaft			24		22	77				69		580	49	
15-1135	Joint Kit	X		26	23	56	83	62							1	17-0467	Driveshaft			24		22	77				69		952	49	
15-1137	Joint Kit	X		26	21	56	75,4	63							2																
15-1138	Joint Kit	X		26	22	56	79	63							2																
15-1141	Joint Kit	X		26	22	56	79	62							2																
15-1145	Joint Kit	X		26	23	56	83	62							1	MERCEDES-BENZ V. COMMERCIALI/ LCV															
15-1146	Joint Kit	X		26	30	56	83	62							2																
15-1157	Joint Kit	X		24	21	52	79	57							1	15-1298	Joint Kit	X		27	27	60	101	64					48	2	
15-1171	Joint Kit	X		24	19	52	71	56							1	15-1373	Joint Kit	X		27	36	71,7	101,4	63,3					48	2	
15-1254	Joint Kit	X		24	23	52	80	56							1	16-1016	Joint Kit		X		28		108								
15-1256	Joint Kit	X		26	25	65	90	142,5							1	17-0093	Driveshaft			30	30		100	90		30 x 1,5	138	33	730		8
15-1261	Joint Kit	X		24	20	52	72	56							1	17-0094	Driveshaft			30	30		100	90		20 x 1,5	144	33	715		8
15-1268	Joint Kit	X		28	23	56	87	63							2	17-0173	Driveshaft			27			98	110		22 x 1,5	99		530	48	10
15-1278	Joint Kit	X		26	25	56	96,7	63						90	1	17-0185	Driveshaft			27			102	122			100		505	48	12
15-1291	Joint Kit	X		28	26	56	94	62,5							2	17-0376	Driveshaft			27			98	1105		22 x 1,5	99		530		
15-1304	Joint Kit	X		26	30	56	82,6	63							2	17-0377	Driveshaft			27			101	122		22 x 1,5	99		510		
15-1304A	Joint Kit	X		26	30	56	90	63						44	2																
15-1328	Joint Kit	X		28	26	56	94								2																
15-1335	Joint Kit	X		28	23	56	97	63							2																
15-1350	Joint Kit	X		26	23	56	90	63							2	MERCURY FORD USA															
15-1372	Joint Kit	X		26	22	56	90	63						44	1																
15-1384	Joint Kit	X		26	22	56	80	63							1	15-1024	Joint Kit	X		24	22	52	79	56							1
16-1027	Joint Kit		X	24	22	39,4	75,4																								
																MITSUBISHI															
																15-1026	Joint Kit	X		25	22	50	82	63							1
																15-1047	Joint Kit	X		25	22	50	82	63							2
																15-1048	Joint Kit	X		25	23	50	78,7	64							1

QUOTE DIMENSIONALI - DIMENSIONS - COTES DIMENSIONNELLES - ABMESSUNGEN - MEDIDAS





METELLI ref.	INFO			A	B	C	D	E	F	G	H	I	L	ABS	Fig	METELLI ref.	INFO			A	B	C	D	E	F	G	H	I	L	ABS	Fig
OLDSMOBILE (GM)																17-0272	Driveshaft			33	34	90	101			20 x 1	110	57	965		9
OLDSMOBILE (GM)																17-0273	Driveshaft			33	34	90	101			20 x 1	110	57	618	29	9
OLDSMOBILE (GM)																17-0274	Driveshaft			33	34	90	101			20 x 1	110	57	965	29	9
15-1235	Joint Kit	X		27	32	61,5	93	65							3	17-0275	Driveshaft			22	22	80	85		20 x 1	95	58	608	29	9	
15-1355	Joint Kit	X		27	32	61,2	90	63							2	17-0276	Driveshaft			22	22	80	85		20 x 1	95	58	950	29	9	
OPEL																17-0277	Driveshaft			33	22	90	85			20 x 1	110	58	615	29	9
OPEL																17-0278	Driveshaft			33	22	90	85			20 x 1	110	58	973	29	9
OPEL																17-0279	Driveshaft			22	22	80	85			20 x 1	98	57	590	29	9
OPEL																17-0280	Driveshaft			22	22	80	85			20 x 1	98	57	940	29	9
15-1007	Joint Kit	X		22	22	52	81	57							3	17-0281	Driveshaft			22	22	82	85		20 x 1	98	57	605		9	
15-1008	Joint Kit	X		33	25	52,35	90	59							3	17-0282	Driveshaft			22	22	825	85		20 x 1	98	57	940		9	
15-1029	Joint Kit	X		22	28	52	81	58							3	17-0348	Driveshaft			33			90							29	
15-1051	Joint Kit	X		33	25	52	90	61						29	3	17-0349	Driveshaft			33			90							29	
15-1052	Joint Kit	X		33	25	52	90	61						43	3	17-0350	Driveshaft			33			90		20 x 1					29	
15-1056	Joint Kit	X		22	22	52	81	57						29	3	17-0351	Driveshaft			33			90		20 x 1					29	
15-1057	Joint Kit	X		22	22	52	81	57						43	3	17-0361	Driveshaft			33	35	34	90	97	20 x 1	110		681	29	8	
15-1116	Joint Kit	X		22	28	52	81	58						29	3	17-0477	Driveshaft			22			74		20 x 1	97					
15-1118	Joint Kit	X		22	22	52	81	58,5						29	3	17-0478	Driveshaft			22			74		20 x 1	97					
15-1287	Joint Kit	X		33	22	52	81	57							3	17-0479	Driveshaft			22			74		20 x 1	97					
15-1289	Joint Kit	X		33	25	52	90	56							3	17-0480	Driveshaft			22			74		20 x 1	97					
15-1289A	Joint Kit	X		33	25	52	90	56						29	3	17-0481	Driveshaft														
15-1290	Joint Kit	X		33	28	52	74	57							3	17-0482	Driveshaft														
15-1307	Joint Kit	X		22	30	52	82	57						29	2	17-0483	Driveshaft														
15-1390	Joint Kit	X		22	29	51,9	85,8	58						29	3	17-0484	Driveshaft														
15-1391	Joint Kit	X		22	22	51,8	81	59						29	3																
15-1394	Joint Kit	X		23	20	49	72,3	53						43	1																
15-1400	Joint Kit	X		22	28	52	78	58						29	3	OPEL V. COMMERCIALI/ LCV															
16-1006	Joint Kit		X	34	22	34,95	84																								
16-1008	Joint Kit		X	22	22	34,95	84									15-1371	Joint Kit	X		28	27	67	102	57,6					51	2	
16-1016	Joint Kit	X			28		108									17-0196	Driveshaft			27			91		22 x 1,5	94		512		7	
16-1026	Joint Kit		X	22	28	34,95	82									17-0378	Driveshaft			27			91		22 x 1,5	94		1018		6	
17-0095	Driveshaft			22		22	80	85		20 x 1	98	57	590		9	17-0425	Driveshaft			28			98		37	24 x 1,5	93	27,6	670		7
17-0096	Driveshaft			22		22	80	85		20 x 1	98	57	940		9	17-0426	Driveshaft			28			98			24 x 1,5	93	422	1125		6
17-0269	Driveshaft			33		22	90	85		20 x 1	110	58	615		9	17-0427	Driveshaft			28			98		37	24 x 1,5	93	27,6	670	51	7
17-0270	Driveshaft			33		22	90	85		20 x 1	110	58	973		9	17-0428	Driveshaft			28			98			24 x 1,5	93	422	1125	51	6
17-0271	Driveshaft			33		34	90	101		20 x 1	110	57	618		9																





QUOTE DIMENSIONALI - DIMENSIONS - COTES DIMENSIONNELLES - ABMESSUNGEN - MEDIDAS

METELLI ref.	INFO			A	B	C	D	E	F	G	H	I	L	ABS	Fig	METELLI ref.	INFO			A	B	C	D	E	F	G	H	I	L	ABS	Fig
PEUGEOT																17-0024	Driveshaft			25	24	84	76			24 x 1,5	80	350	870		6
																17-0025	Driveshaft			21	24	86	72			20 x 1,5	76	70	590		5
																17-0026	Driveshaft			21	24	86	72			20 x 1,5	76	350	845		6
15-1015	Joint Kit	X		25	22	55,3	84	46							2	17-0027	Driveshaft			25	24	86	72		24 x 1,5	80	70	590		5	
15-1063	Joint Kit	X		21	22	56	84	51							2	17-0028	Driveshaft			25	24	86	72		24 x 1,5	80	350	850		6	
15-1139	Joint Kit	X		25	34	55,3	90	46						90	2	17-0058	Driveshaft			25	24	84	76		24 x 1,5	80	70	620		5	
15-1142	Joint Kit	X		25	34	55,3	90	46							2	17-0059	Driveshaft			25	24	84	76		24 x 1,5	80	350	870		6	
15-1175	Joint Kit	X		25	23	55,3	88	46						29	2	17-0060	Driveshaft			21	22	76	72		20 x 1,5	80	65	615		3	
15-1176	Joint Kit	X		25	34	55,3	99	46						48	2	17-0061	Driveshaft			21	22	76	72		20 x 1,5	80	93	800		3	
15-1177	Joint Kit	X		25	23	55,3	90	46							2	17-0062	Driveshaft			21	22	86	72		20 x 1,5	76	65	620		3	
15-1179	Joint Kit	X		28	23	58,5	90	53						48	2	17-0063	Driveshaft			21	22	86	72		20 x 1,5	76	328	875		4	
15-1180	Joint Kit	X		28	27	59,1	100	53						48	2	17-0064	Driveshaft			25	22	84	72		24 x 1,5	80	65	620	48	3	
15-1182	Joint Kit	X		25	34	55,3	88	46						48	2	17-0065	Driveshaft			25	22	84	72		24 x 1,5	80	328	875	48	4	
15-1206	Joint Kit	X		25	23	55,3	88	46						90	2	17-0066	Driveshaft			25	22	84	72		24 x 1,5	80	65	620	29	3	
15-1208	Joint Kit	X		25	23	55,3	88	46						48	2	17-0067	Driveshaft			25	22	84	72		24 x 1,5	80	328	875	29	4	
15-1216	Joint Kit	X		25	34	55,3	88	46						29	2	17-0068	Driveshaft			25	22	84	72		24 x 1,5	80	58	605		3	
15-1222	Joint Kit	X		27	34	58,6	99	49						48	2	17-0069	Driveshaft			25	22	84	72		24 x 1,5	80	333	880		4	
15-1224	Joint Kit	X		27	39	59	100,45	49,5						48	2	17-0070	Driveshaft			25	22	84	72		24 x 1,5	80	58	605	48	3	
15-1259	Joint Kit	X		25	31	55,3	84	46							2	17-0071	Driveshaft			25	22	84	72		24 x 1,5	80	333	880	48	4	
15-1263	Joint Kit	X		28	23	57,5	99,8	53						29	2	17-0072	Driveshaft			25	22	84	72		24 x 1,5	80	58	605	29	3	
15-1264	Joint Kit	X		28	27	59	99,8	53						29	2	17-0073	Driveshaft			25	22	84	72		24 x 1,5	80	333	880	29	4	
15-1282	Joint Kit	X		25	34	55,7	99,8	46						29	2	17-0097	Driveshaft			23	23	86	72		22 x 1,5	82	63	760		3	
15-1292	Joint Kit	X		25	34	59	100	46						29	2	17-0098	Driveshaft			21	22	86	72		20 x 1,5	76	67	715		3	
15-1382	Joint Kit	X		21	22	50	98,9	52						48	2	17-0100	Driveshaft			21	22	86	72		20 x 1,5	76	65	600		3	
17-0006	Driveshaft			21		24	86	72		20 x 1,5	76	70	580		5	17-0101	Driveshaft			21	22	86	72		20 x 1,5	76	328	850		4	
17-0007	Driveshaft			21		24	86	72		20 x 1,5	76	350	835		6	17-0102	Driveshaft			27		27	80	80		25 x 1,5	91	72	800		13
17-0014	Driveshaft			21		22	76	72		20 x 1,5	76	65	615		3	17-0103	Driveshaft			21		22	86	72		20 x 1,5	76	58	640		3
17-0015	Driveshaft			21		22	76	72		20 x 1,5	76	93	800		3	17-0104	Driveshaft			21		22	86	72		20 x 1,5	76	253	830		4
17-0016	Driveshaft			21		22	76	72		20 x 1,5	76	67	715		3	17-0130	Driveshaft			21		22	76	72		20 x 1,5	76	65	615	48	3
17-0017	Driveshaft			21		22	76	72		20 x 1,5	76	65	615		3	17-0131	Driveshaft			21		22	76	72		20 x 1,5	76	93	800	48	3
17-0018	Driveshaft			21		22	76	72		20 x 1,5	76	328	835		4	17-0138	Driveshaft			27		24	90	81		24 x 1,5	80	62	645		3
17-0019	Driveshaft			21		22	86	72		20 x 1,5	76	65	580		3	17-0139	Driveshaft			27		24	90	81		24 x 1,5	80	350	930		4
17-0020	Driveshaft			21		22	86	72		20 x 1,5	76	328	835		4	17-0140	Driveshaft			27		24	90	81		24 x 1,5	80	62	645	48	3
17-0021	Driveshaft			25		24	90	76		24 x 1,5	80	70	575		5	17-0141	Driveshaft			27		24	90	81		24 x 1,5	80	350	930	48	4
17-0022	Driveshaft			25		24	90	76		24 x 1,5	80	350	830		6	17-0142	Driveshaft			27		37	100	89		24 x 1,5	82	68	640		3
17-0023	Driveshaft			25		24	84	76		24 x 1,5	80	70	615		5	17-0143	Driveshaft			27		37	100	89		24 x 1,5	82	370	940		4





METELLI ref.	INFO			A	B	C	D	E	F	G	H	I	L	ABS	Fig	METELLI ref.	INFO			A	B	C	D	E	F	G	H	I	L	ABS	Fig
PEUGEOT																17-0390	Driveshaft			21		24	90	81		20 x 1,5	86	350	903	48	6
																17-0391	Driveshaft			25		24	90	81		24 x 1,5	80	62	593		5
																17-0392	Driveshaft			25		24	90	81		24 x 1,5	80	350	892		6
17-0144	Driveshaft			27		37	100	89		24 x 1,5	82	68	640	48	3	17-0393	Driveshaft			25		24	90	81		24 x 1,5	80	62	593	48	5
17-0145	Driveshaft			27		37	100	89		24 x 1,5	82	370	940	48	4	17-0394	Driveshaft			25		24	90	81		24 x 1,5	80	350	892	48	6
17-0146	Driveshaft			21		22	86	72		20 x 1,5	76	58	640	48	3	PEUGEOT V. COMMERCIALI/ LCV															
17-0147	Driveshaft			21		22	86	72		20 x 1,5	76	253	830	48	4	15-1020	Joint Kit	X		28	27	62,9	100	60						2	
17-0164	Driveshaft			25		24	90	76		24 x 1,5	80	62	610		5	15-1120	Joint Kit	X		28	39	62,9	100,4	60					54	2	
17-0165	Driveshaft			25		24	90	76		24 x 1,5	80	355	880		6	15-1132	Joint Kit	X		35	45	70	115,3	63					54	2	
17-0166	Driveshaft			25		24	90	76		24 x 1,5	80	62	610	29	5	15-1222	Joint Kit	X		27	34	58,6	99	49					48	2	
17-0167	Driveshaft			25		24	90	76		24 x 1,5	80	355	880	29	6	15-1224	Joint Kit	X		27	39	59	100,45	49,5					48	2	
17-0174	Driveshaft			28		24	90	76		24 x 1,5	89	355	945		4	15-1236	Joint Kit	X		35	45	70	122	63					54	2	
17-0175	Driveshaft			28		24	90	76		24 x 1,5	89	62	660		3	15-1302	Joint Kit	X		25	34	59	90	46					29	2	
17-0176	Driveshaft			28		37	100	100		24 x 1,5	89	365	945	29	4	17-0078	Driveshaft			25		24	90	81		24 x 1,5	80	70	610		5
17-0177	Driveshaft			28		37	100	100		24 x 1,5	89	68	660	29	3	17-0079	Driveshaft			25		24	90	81		24 x 1,5	80	350	865		6
17-0283	Driveshaft			25		24	90	76		24 x 1,5	80	70	630		5	17-0082	Driveshaft			28		25	98	106		28 x 1,5	114	72	700		5
17-0284	Driveshaft			25		24	90	76		24 x 1,5	80	350	910		6	17-0083	Driveshaft			28		25	98	106		28 x 1,5	114	72	1070		5
17-0285	Driveshaft			25		24	90	76		24 x 1,5	80	70	630	29	5	17-0084	Driveshaft			28			98	89		28 x 1,5	114		765		3
17-0286	Driveshaft			25		24	90	76		24 x 1,5	80	350	910	29	6	17-0085	Driveshaft			28		37	98	89		28 x 1,5	114	370	1065		6
17-0287	Driveshaft			25		24	90	76		24 x 1,5	80	62	630		5	17-0086	Driveshaft			28		41	98	89		28 x 1,5	114	70	750		3
17-0288	Driveshaft			25		24	90	76		24 x 1,5	80	62	630	29	5	17-0087	Driveshaft			28		41	98	89		28 x 1,5	114	392	1090		6
17-0289	Driveshaft			25		37	100	89		24 x 1,5	90	68	620		3	17-0099	Driveshaft			30	30		98				119		710		8
17-0290	Driveshaft			25		37	100	89		24 x 1,5	90	362	925		6	17-0129	Driveshaft			28		25	98	106		28 x 1,5	114	388	1070		6
17-0291	Driveshaft			25		37	100	89		24 x 1,5	90	68	620	29	3	17-0132	Driveshaft			25		22	84	75		24 x 1,5	80	58	590		5
17-0292	Driveshaft			25		37	100	89		24 x 1,5	90	362	925	29	6	17-0133	Driveshaft			25		22	84	75		24 x 1,5	80	333	860		6
17-0379	Driveshaft			21		22	79	75		20 x 1,5	86	65	612		3	17-0134	Driveshaft			25		22	84	75		24 x 1,5	80	58	590	29	5
17-0380	Driveshaft			21		22	79	75		20 x 1,5	86	330	887		4	17-0135	Driveshaft			25		22	84	75		24 x 1,5	80	333	860	29	6
17-0381	Driveshaft			21		22	79	75		20 x 1,5	86	65	612	48	3	17-0136	Driveshaft			25		24	90	81		24 x 1,5	80	70	610	29	5
17-0382	Driveshaft			21		22	79	75		20 x 1,5	86	330	887	48	4	17-0137	Driveshaft			25		24	90	81		24 x 1,5	80	350	865	29	6
17-0383	Driveshaft			21		22	80	75		20 x 1,5	86	65	637		3	17-0138	Driveshaft			27		24	90	81		24 x 1,5	80	62	645		3
17-0384	Driveshaft			21		22	80	75		20 x 1,5	86	330	918			17-0139	Driveshaft			27		24	90	81		24 x 1,5	80	350	930		4
17-0385	Driveshaft			21		22	80	75		20 x 1,5	86	65	637	48	3	17-0140	Driveshaft			27		24	90	81		24 x 1,5	80	62	645	48	3
17-0386	Driveshaft			21		22	80	75		20 x 1,5	86	330	918	48																	
17-0387	Driveshaft			21		24	90	81		20 x 1,5	86	70	604		5																
17-0388	Driveshaft			21		24	90	81		20 x 1,5	86	350	903		6																
17-0389	Driveshaft			21		24	90	81		20 x 1,5	86	70	604	48	5																

QUOTE DIMENSIONALI - DIMENSIONS - COTES DIMENSIONNELLES - ABMESSUNGEN - MEDIDAS

METELLI ref.	INFO			A	B	C	D	E	F	G	H	I	L	ABS	Fig	METELLI ref.	INFO			A	B	C	D	E	F	G	H	I	L	ABS	Fig
PEUGEOT V. COMMERCIALI/ LCV																RENAULT															
17-0141	Driveshaft			27		24	90	81		24 x 1,5	80	350	930	48	4	15-1082	Joint Kit	X		23	25	56,45	90	53,7						3	
17-0142	Driveshaft			27		37	100	89		24 x 1,5	82	68	640		3	15-1102	Joint Kit	X		23	25	56,45	90	79						3	
17-0143	Driveshaft			27		37	100	89		24 x 1,5	82	370	940		4	15-1108	Joint Kit	X		23	24	56,45	90	53,7						2	
17-0144	Driveshaft			27		37	100	89		24 x 1,5	82	68	640	48	3	15-1204	Joint Kit	X		21	25	56,3	90	54						3	
17-0145	Driveshaft			27		37	100	89		24 x 1,5	82	370	940	48	4	15-1285	Joint Kit	X		21	25	56,3	90	54					26	3	
17-0158	Driveshaft			35		41	115	104		33 x 1,5	117	70	800		3	15-1310	Joint Kit	X		21	22	51	85	53					44	2	
17-0159	Driveshaft			35		41	115	104		33 x 1,5	117	392	1120		6	15-1316	Joint Kit	X		23	25	56,3	90	51,4						3	
17-0160	Driveshaft			35		41	115	104		33 x 1,5	117	70	800	54	3	15-1317	Joint Kit	X		23	29	57,5	83,6	51,4						3	
17-0161	Driveshaft			35		41	115	104		33 x 1,5	117	392	1120	54	6	15-1336	Joint Kit	X		23	25	56,3	90	51,4					30	3	
																15-1353	Joint Kit	X		21	30	46	81	54						3	
																15-1378	Joint Kit	X		21	30	52,2	84,9	51					26	2	
																17-0029	Driveshaft			21			76		30	20 x 1,5	80		620	7	
																17-0030	Driveshaft			21	23		76	100		20 x 1,5	80	28	700	8	
																17-0031	Driveshaft			21			76		30	20 x 1,5	80		610	7	
																17-0032	Driveshaft			21	23		76	100		20 x 1,5	80	28	710	8	
15-1007	Joint Kit	X		22	22	52	81	57							3	17-0033	Driveshaft			21			86		30	20 x 1,5	80		610	7	
15-1068	Joint Kit	X		23	19	44	72	65							1	17-0034	Driveshaft			21	23		86	100		20 x 1,5	80	28	710	8	
15-1234	Joint Kit	X		22	29	52	84	58							3	17-0035	Driveshaft			23	23		90	95		20 x 1,5	80	36	730	8	
15-1235	Joint Kit	X		27	32	61,5	93	65							3	17-0036	Driveshaft			21			76		30	20 x 1,5	80		610	7	
																17-0037	Driveshaft			21	23		76	100		20 x 1,5	80	28	685	8	
																17-0038	Driveshaft			21			76		30	20 x 1,5	80		600	7	
																17-0039	Driveshaft			21	23		76	100		20 x 1,5	80	28	695	8	
																17-0040	Driveshaft			23		22	76	100		16 x 1,5	90	48	680	3	
																17-0041	Driveshaft			21			86		30	20 x 1,5	80		630	7	
15-1026	Joint Kit	X		25	22	50	82	63							1	17-0042	Driveshaft			21	23		86	100		20 x 1,5	80	28	730	8	
15-1047	Joint Kit	X		25	22	50	82	63							2	17-0043	Driveshaft			21			86		30	20 x 1,5	80		645	7	
15-1215	Joint Kit	X		25	30	54	82	63							1	17-0044	Driveshaft			21	23		86	100		20 x 1,5	80	28	715	8	
15-1322	Joint Kit	X		25	30	54	82	60,9						43	1	17-0045	Driveshaft			21	23		86	100		20 x 1,5	80	28	715	8	
15-1331	Joint Kit	X		25	24	54	85,7	60,9						43	1	17-0046	Driveshaft			20	23		86	100		16 x 1,5	107	28	670	8	
15-1332	Joint Kit	X		25	24	54	85,7	60,9							1	17-0047	Driveshaft			23	23		86	100		20 x 1,5	80	28	685	8	
																17-0048	Driveshaft			21			76		30	20 x 1,5	80		650	7	
																17-0049	Driveshaft			21	23		76	100		20 x 1,5	80	28	730	8	
																17-0050	Driveshaft			23	23		90	95		20 x 1,5	80	36	695	8	

METELLI ref.	INFO			A	B	C	D	E	F	G	H	I	L	ABS	Fig	METELLI ref.	INFO			A	B	C	D	E	F	G	H	I	L	ABS	Fig
RENAULT																17-0304	Driveshaft			23	23		90	85		20 x 1,5	80	32	750	44	8
																17-0305	Driveshaft			23			90		30	20 x 1,5	80		655		7
																17-0306	Driveshaft			23	23		90	82		20 x 1,5	80	268	800		6
17-0054	Driveshaft			21			86		30	20 x 1,5	80		650		7	17-0307	Driveshaft			23			90		30	20 x 1,5	80		655	44	7
17-0055	Driveshaft			21	23		86	100		20 x 1,5	80	28	740		8	17-0308	Driveshaft			23	23		90	82		20 x 1,5	80	268	800	44	6
17-0056	Driveshaft			21			86		30	20 x 1,5	80		625		7	17-0309	Driveshaft			23			90		37	20 x 1,5	80		600		7
17-0057	Driveshaft			21	23		86	100		20 x 1,5	80	28	740		8	17-0310	Driveshaft			23			90		37	20 x 1,5	80		540		7
17-0074	Driveshaft			21			86		30	20 x 1,5	80		640		7	17-0311	Driveshaft			23			90		37	20 x 1,5	80	28	600	30	7
17-0075	Driveshaft			21	23		86	100		20 x 1,5	80	28	740		8	17-0312	Driveshaft			23			90		37	20 x 1,5	80	28	540	30	7
17-0105	Driveshaft			23	20		76	100		16 x 1,5	90	28	630		8	17-0313	Driveshaft			27			90		37	22 x 1,5	90		620	44	7
17-0106	Driveshaft			20	23		86	100		16 x 1,5	107	28	660		8	17-0314	Driveshaft			27		39	90	82		22 x 1,5	90	422	980	44	6
17-0107	Driveshaft			23	23		90	100		20 x 1,5	80	28	685		8	17-0315	Driveshaft			23			90		30	20 x 1,5	80		650	44	7
17-0108	Driveshaft			23	23		84	95		20 x 1,5	80	36	715		8	17-0316	Driveshaft			23	23		90	95		20 x 1,5	80	36	745	44	20
17-0109	Driveshaft			21			86		30	20 x 1,5	80		600		7	17-0317	Driveshaft			23			90		30	20 x 1,5	80		650		7
17-0110	Driveshaft			21	23		86	100		20 x 1,5	80	28	690		8	17-0318	Driveshaft			23	23		90	95		20 x 1,5	80	36	745		20
17-0112	Driveshaft			20	23		86	100		16 x 1,5	107	28	650		8	17-0319	Driveshaft			23			90		37	20 x 1,5	80		595	44	7
17-0113	Driveshaft			21			86		30	20 x 1,5	80		600		7	17-0320	Driveshaft			23		39	90	82		20 x 1,5	80	422	950	44	6
17-0114	Driveshaft			21	23		86	100		20 x 1,5	80	28	695		8	17-0321	Driveshaft			27			90		30	22 x 1,5	90		732		7
17-0115	Driveshaft			21			86		30	20 x 1,5	80		650	44	7	17-0322	Driveshaft			27	23		90	95		22 x 1,5	90	36	778		20
17-0116	Driveshaft			21	23		86	100		20 x 1,5	80	28	740	44	8	17-0323	Driveshaft			27			90		30	22 x 1,5	90		732	44	7
17-0117	Driveshaft			21			86		30	20 x 1,5	80		650		7	17-0324	Driveshaft			27	23		90	95		22 x 1,5	90	36	778	44	20
17-0118	Driveshaft			21	23		86	100		20 x 1,5	80	28	740		8	17-0325	Driveshaft			27			90		37	22 x 1,5	90		620		7
17-0168	Driveshaft			21			86		30	20 x 1,5	80		625		7	17-0326	Driveshaft			27		39	90	82		22 x 1,5	90	422	980		6
17-0169	Driveshaft			21	23		86	85		20 x 1,5	80	32	725		8	17-0395	Driveshaft			21			86		30	20 x 1,5	85		626		7
17-0170	Driveshaft			21	23		86	85		20 x 1,5	80	32	740		8	17-0396	Driveshaft			21	23		86	79		20 x 1,5	85		718		20
17-0293	Driveshaft			21			90		30	20 x 1,5	84		590		7	17-0397	Driveshaft			21			86		30	20 x 1,5	85		626	26	7
17-0294	Driveshaft			21	23		90	95		20 x 1,5	84	36	690		20	17-0398	Driveshaft			21	23		86	79		20 x 1,5	85		718	26	20
17-0295	Driveshaft			21			90		30	20 x 1,5	84		590	26	7	17-0399	Driveshaft			21		26	86	78		20 x 1,5	85	42	617		
17-0296	Driveshaft			21	23		90	95		20 x 1,5	84	36	690	26	20	17-0400	Driveshaft			21		26	86	78		20 x 1,5	85	42	740		
17-0297	Driveshaft			23			90		30	20 x 1,5	80		700		7	17-0401	Driveshaft			21			81		30	20 x 1,5	84		630		7
17-0298	Driveshaft			23	23		90	95		20 x 1,5	80	36	750		20	17-0402	Driveshaft			21	23		81	72		20 x 1,5	84		724		20
17-0299	Driveshaft			23			90		30	20 x 1,5	80		700	44	7	17-0403	Driveshaft			21			81		30	20 x 1,5	84		630	26	7
17-0300	Driveshaft			23	23		90	95		20 x 1,5	80	36	750	44	20	17-0404	Driveshaft			21	23		81	72		20 x 1,5	84		724	26	20
17-0301	Driveshaft			21			90		30	20 x 1,5	84		700		7	17-0413	Driveshaft			23			90		30	20 x 1,5	84		706		
17-0302	Driveshaft			21	23		90	95		20 x 1,5	84	36	750		20	17-0414	Driveshaft			23			90			20 x 1,5	84				
17-0303	Driveshaft			23			90		30	20 x 1,5	80		700	44	7	17-0429	Driveshaft			23			95		30	20 x 1,5	86		639	44	7

QUOTE DIMENSIONALI - DIMENSIONS - COTES DIMENSIONNELLES - ABMESSUNGEN - MEDIDAS

METELLI ref.	INFO			A	B	C	D	E	F	G	H	I	L	ABS	Fig	METELLI ref.	INFO			A	B	C	D	E	F	G	H	I	L	ABS	Fig
VOLKSWAGEN																VOLKSWAGEN V. COMMERCIALI/ LCV															
17-0201	Driveshaft			33			88	130		14 x 1,5	30		607	45	15	15-1123	Joint Kit	X		38	33	60	98	34							2
17-0202	Driveshaft			33			88	130		14 x 1,5	30		628	45	15	15-1124	Joint Kit	X		38	33	60	98	34					48	2	
17-0267	Driveshaft			38	35		98	104		16 x 1,5	34	40	555	48	18	15-1229	Joint Kit	X		38	27	60	103,9	34				48	2		
17-0339	Driveshaft			22			90	100		20 x 1,5	78		530		10	15-1230	Joint Kit	X		38	27	60	98	34						2	
17-0352	Driveshaft			22			81	92		20 x 1,5	77		585		10	16-1001	Joint Kit	X	X	33		100									
17-0353	Driveshaft			22			81	92		20 x 1,5	77		780		10	16-1014	Joint Kit	X	X	28		108									
17-0354	Driveshaft			22			81	94		20 x 1,5	77		750		10	16-1019	Joint Kit		X	33		108									
17-0355	Driveshaft			22			81	92		20 x 1,5	77		795		10	16-1024	Joint Kit		X	28		108									
17-0356	Driveshaft			36			90	100		20 x 1,5	71		550		10	17-0001	Driveshaft					100	100					535		11	
17-0357	Driveshaft			36			90	100		20 x 1,5	71		785		10	17-0186	Driveshaft			38		98	108				34		525		14
17-0358	Driveshaft			36			90	100		20 x 1,5	71		555		10	17-0359	Driveshaft			38		98	108				34		525	48	15
17-0360	Driveshaft			38		26	98	101		16 x 1,5	34	100	618	48	19																
17-0369	Driveshaft			22			81	92		20 x 1,5	77		560		10																
17-0417	Driveshaft			22			90	100		20 x 1,5	78		625		10																
17-0418	Driveshaft			22			90	100		20 x 1,5	78		745		10	VOLVO															
17-0443	Driveshaft			36			98	108			78				10																
17-0444	Driveshaft			36			98	108		20 x 1,5	78				10	15-1133	Joint Kit	X		26	25	56,6	90	50,5					48	3	
17-0445	Driveshaft			36			90	94		20 x 1,5	78		769		10	15-1272	Joint Kit	X		22	22	50	81	52,5					44	3	
17-0446	Driveshaft			36			90	94		20 x 1,5	78		822		10	15-1273	Joint Kit	X		22	22	50	81	53						3	
17-0447	Driveshaft			36			90	100		20 x 1,5	78		555		10	15-1368	Joint Kit	X		26	28	56,7	98,2	51,8				48	3		
17-0448	Driveshaft			36			91	100		20 x 1,5	78		820		10	15-1369	Joint Kit	X		22	25	50,2	90,3	53						3	
17-0468	Driveshaft			22			81	92			78					15-1376	Joint Kit	X		22	25	50	90	52,8				44	3		
17-0469	Driveshaft			22			81	92			78					15-1385	Joint Kit	X		25	29	54	87,2	62						3	
17-0470	Driveshaft			22			81	92			78					16-1018	Joint Kit	X	X	24		94									
17-0471	Driveshaft			22			81	92			78					17-0340	Driveshaft			25		87		37	22 x 1,5	65		600		7	
17-0472	Driveshaft															17-0341	Driveshaft			25	23	87	75		22 x 1,5	65	28	806		20	
17-0473	Driveshaft															17-0342	Driveshaft			25		87		37	22 x 1,5	65		600	43	7	
17-0474	Driveshaft															17-0343	Driveshaft			25	23	87	75		22 x 1,5	65	28	806	43	20	
17-0475	Driveshaft			22			81				78					17-0449	Driveshaft			22		90		30	18 x 1,5	83	24	638		7	
17-0476	Driveshaft			22			81				78					17-0450	Driveshaft			22		90			18 x 1,5	83		746		8	
																17-0451	Driveshaft			22		90		30	18 x 1,5	83	24	638	44	7	
																17-0452	Driveshaft			22		90			18 x 1,5	83		746	44	8	
																17-0453	Driveshaft			22		81		30	18 x 1,5	83		632		7	

ADATTABILE A ADATABLE TO	METELLI ref.	ADATTABILE A ADATABLE TO	METELLI ref.	ADATTABILE A ADATABLE TO	METELLI ref.	ADATTABILE A ADATABLE TO	METELLI ref.	ADATTABILE A ADATABLE TO	METELLI ref.	ADATTABILE A ADATABLE TO	METELLI ref.
ALFA ROMEO		60815370#	15-1258	171.498.103B	16-1003	321.407.331B	16-0004	441.407.305B#	15-1174	803.407.275A#	15-1025
		700611#	16-1017	171.498.103D	16-1003	321.407.331B#	16-1004	443.407.305#	15-1127	803.498.099A	15-1025
		7548099	16-0014	183.498.099A	15-1150	321.407.331D	16-0010	443.407.305B#	15-1121	807.407.331	16-0004
4315132	16-0002	7652958#	15-1093	191.407.331	16-0010	321.407.331D#	16-1010	443.407.305C#	15-1219	807.407.331#	16-1004
4315132#	16-1002A	7656949#	15-1093	191.407.331#	16-1010	321.498.099	15-1049	443.407.311#	15-1119	811.407.271M	17-0182
46307010	17-0193	7750300#	15-1093	191.407.331A	16-0010	321.498.099A	15-1096	443.407.331D	16-0014	811.407.305A#	15-1181
46307031	17-0192	795283*	15-1083	191.407.331A#	16-1010	321.498.099B	15-1096	443.407.331D#	16-1014	811.407.311#	15-1050
46307046	17-0191	795284*	15-1126	191.498.103	16-1010B	321.498.099C	15-1050	443.498.099	15-1150A	811.407.331#	16-1012
46307223*	16-1014A	82282139#	16-1002A	191.498.103A	16-1010B	321.498.099E	15-1096	443.498.099A	15-1203	811.498.099	15-1050
46307277	17-0465	82301373#	15-1103	191.498.103C	16-1010B	321.498.099F	15-1096	443.498.099B	15-1121	811.498.099A	15-1181
46307301	17-0328	82333811#	15-1103	191.498.104	16-1010A	321.498.103B	16-1010	443.498.099C	15-1121	811.498.099F	15-1096
46307308#	15-1297	82362521#	15-1103	191.498.104A	16-1010A	321.498.103C	16-1010A	443.498.099D	15-1119	811.498.103A	16-1010
46307309#	15-1245	82362524#	15-1103	191.598.099	15-1096	321.498.103D	16-1010B	443.498.099E	15-1219	823.407.313#	15-1049
46307342	17-0328	8236523#	15-1103	1H0.407.311#	15-1189	357.407.271R	17-0364	443.498.103	16-1012	855.407.311#	15-1128
46307344	17-0195	82428432#	15-1103	1H0.407.331#	16-1003	357.407.271RV	17-0364	443.498.103A	16-1014	855.498.099	15-1128
46307457*	16-1014A	82439756#	15-1103	1H0.407.331B	16-0010	357.407.271RX	17-0364	447.407.305#	15-1277	855.498.099A	15-1128
46307514	17-0370	82440166#	15-1103	1H0.407.331B#	16-1010	357.498.099E	15-1189	447.498.099	15-1277	855.498.099B	15-1128
46307515#	16-1025	82486230#	15-1093	1H0.407.331D	16-0010	357.498.099EV	15-1189	4A0.407.271AF	17-0203	861.498.099	15-1035
46307901#	15-1245	82489521#	15-1152	1H0.407.331D#	16-1010	357.498.099EX	15-1189	4A0.407.271B	17-0203	861.498.103A	16-1003
46448044	17-0371	92601388#	16-1002A	1H0.498.099A	15-1189	357.498.103	16-1010B	4A0.407.271CQ	17-0203	893.407.305#	15-1111
547679*	15-1083	92601892	16-0002	1J0.407.271AQ	17-0364	357.498.103A	16-1010B	4A0.407.271CS	17-0203	893.407.305C#	15-1185
547680*	15-1126	92601892#	16-1002A	1J0.407.271DL	17-0364	357.498.103B	16-1010B	4A0.407.271F	17-0203	893.407.305G#	15-1195
547682*	15-1083	9936769	16-0002	1J0.407.272BL	17-0208	357.498.104	16-1010A	4A0.407.272AF	17-0204	893.407.305N#	15-1112
548135*	15-1083	9936769#	16-1002A	1J0.407.272EL	17-0365	3B0.498.099B	15-1381	4A0.407.272B	17-0204	893.407.311#	15-1050
5929237#	15-1103			1J0.407.311C#	15-1189	431.407.275#	15-1025	4A0.407.272BD	17-0205	893.407.311D#	15-1091
5929240#	15-1103			1J0.407.311D#	15-1189	431.407.311A#	15-1025	4A0.407.272BH	17-0206	893.498.099	15-1050
60504718*	15-1083			1J0.498.099	15-1241	431.407.311C#	15-1150	4A0.407.272CQ	17-0204	893.498.099A	15-1111
60506536#	15-1083			1J0.498.099A	15-1241	431.407.311G	16-0014	4A0.407.272CS	17-0204	893.498.099B	15-1091
60515370#	15-1258		AUDI	1J0.498.099E	15-1189	431.407.311G#	16-1014	4A0.407.272D	17-0204	893.498.099C	15-1313
60541802#	15-1153			1J0.498.103	16-1022	431.407.331E	16-0004	4A0.407.272DE	17-0206	893.498.099D	15-1185
60559887*	15-1257	113.501.331	16-0004	1J0.407.271AM	17-0207	431.407.331E#	16-1004	4A0.407.272DF	17-0205	893.498.099E	15-1066
60562865	17-0194	113.501.331#	16-1004	1J0.407.271AP	17-0358	431.407.331G	16-0014	4A0.407.272F	17-0204	893.498.099F	15-1091
60589273*	15-1183	113.598.101	16-1004	1J0.407.271AQ	17-0209	431.407.331G#	16-1014	4A0.407.305A#	15-1140	893.498.099G	15-1122
60605055#	15-1093	171.407.311D#	15-1049	1J0.407.271DL	17-0209	431.407.331H#	16-1012	4A0.407.305E#	15-1121	893.498.099H	15-1091
60806930	16-0002	171.407.311E#	15-1035	1J0.407.271H	17-0358	431.498.099A	15-1025	4A0.407.305F#	15-1140	893.498.099L	15-1195
60806930#	16-1002A	171.407.311L#	15-1096	1J0.407.271Q	17-0207	431.498.099B	15-1150	4A0.407.305G#	15-1174	893.498.099M	15-1112
60809609#	15-1153	171.407.311P#	15-1050	1J0.407.272	17-0211	431.498.099C	15-1203	4A0.407.311B#	15-1174	893.498.099P	15-1308
60810018#	15-1109	171.407.331C#	16-1003	1J0.407.272AT	17-0211	431.498.099D	15-1127	4A0.407.311C#	15-1140	893.498.103	16-1010
60811033#	15-1110	171.407.331E#	16-1003	1J0.407.272BK	17-0210	431.498.099E	15-1025	4A0.498.099	15-1174	895.407.271C	17-0183
60812691#	16-1020	171.407.331F	16-0004	1J0.407.272DB	17-0210	431.498.099F	15-1127	4A0.498.099B	15-1140	895.407.271D	17-0181
60812753#	15-1211	171.407.331F#	16-1004	1J0.407.272EL	17-0210	431.498.103	16-1004A	4A0.498.099C	15-1140	895.407.272C	17-0184
60812760#	15-1212	171.407.331H	16-0004	251.598.101A	16-1014	431.498.103C	16-1014	4A0.498.099D	15-1174	895.407.272D	17-0182
60812857	17-0193	171.407.331H#	16-1004	321.407.311L#	15-1096	437.407.305#	15-1127	4A0.498.099J	15-1140	895.407.305#	15-1122
60815021#	15-1244	171.407.331K	16-0004	321.407.311M#	15-1096	437.407.305A#	15-1203	4D0.498.099	15-1267	895.407.305A#	15-1188
60815163#	15-1300	171.407.331K#	16-1004	321.407.331	16-0004	437.407.311#	15-1203	4D0.598.099	15-1267	895.407.305B#	15-1112
60815227#	15-1258	171.407.331L#	16-1003	321.407.331#	16-1004	437.407.311A#	15-1127	6Q0.498.099	15-1397	895.407.311#	15-1066

ADATTABILE A ADATABLE TO	METELLI ref.	ADATTABILE A ADATABLE TO	METELLI ref.	ADATTABILE A ADATABLE TO	METELLI ref.	ADATTABILE A ADATABLE TO	METELLI ref.	ADATTABILE A ADATABLE TO	METELLI ref.	ADATTABILE A ADATABLE TO	METELLI ref.
AUDI		AUTOBIANCHI		Velcon: 326542	15-1355	CHRYSLER (USA) PLYMOUTH		3272-C7*	15-1176	3273-24*	15-1015
895.498.099A	15-1112	4087120#	15-1001					3272-E0*	15-1139	3273-55	17-0007
895.498.099B	15-1122	4127460#	15-1055					3272-E2*	15-1139	3273-55*	15-1063
895.498.099C	15-1188	4247399#	15-1001	CADILLAC (GM)		Velcon: 326300	15-1356	3272-E4*	15-1206	3273-64	17-0007
895.498.099D	15-1188	4308412#	15-1001					3272-E5*	15-1175	3273-64*	15-1063
895.498.099H	15-1112	4308413#	15-1001	7837075	15-1235			3272-EN*	15-1407	3273-65	17-0007
8A0.407.271AE	17-0181	4308418#	15-1001	7842037	15-1235	CITROEN		3272-EN	17-0415	3273-65*	15-1063
8A0.407.272AE	17-0182	4313087#	15-1001	7843919	15-1235			3272-F5*	15-1142	3273-66	17-0006
8A0.407.305F#	15-1195	4328468#	15-1001	7845024	15-1235			3272-G1	17-0146	3273-66	17-0007
8A0.407.305G#	15-1308	4465504#	15-1001					3272-G5	17-0148	3273-66*	15-1063
8A0.498.099	15-1112	4475837#	15-1001			327000	17-0005	3272-G7	17-0152	3273-67	17-0006
8D0.407.271AN	17-0201	5944689#	15-1019			3272-00	17-0006	3272-G8	17-0150	3273-67	17-0007
8D0.407.271AP	17-0197	5944690#	15-1001			3272-00*	15-1063	3272-G9	17-0154	3273-67*	15-1063
8D0.407.271AQ	17-0199	5959385#	15-1019	CHEVROLET (GM)		3272-02*	15-1177	3272-K7	17-0144	3273-69	17-0006
8D0.407.272AN	17-0202	5998706#	15-1019			3272-09*	15-1177	3272-K8	17-0142	3273-69	17-0015
8D0.407.272AP	17-0198	7076344#	15-1001			3272-10*	15-1177	3272-L0	17-0142	3273-69*	15-1063
8D0.407.272AQ	17-0200			90125875	15-1008	3272-11*	15-1177	3272-L9	17-0138	3273-6H	17-0218
8D0.407.305G#	15-1239			90147008	15-1008	3272-12*	15-1177	3272-M0	17-0138	3273-71*	15-1177
8D0.407.305J#	15-1267					3272-18	17-0010	3272-N0*	15-1180	3273-78*	15-1142
8D0.407.305M#	15-1381	BMW				3272-1F	17-0217	3272-N1*	15-1264	3273-79*	15-1177
8D0.407.451AV	17-0199			CHEVY CHEVROLET		3272-20	17-0007	3272-P5	17-0140	3273-81*	15-1177
8D0.407.451AX	17-0199					3272-20*	15-1063	3272-R7	17-0010	3273-87	17-0011
8D0.407.451BV	17-0201	33 20 1 227 221	17-0213			3272-2Z	17-0156	3272-R7	17-0157	3273-89	17-0007
8D0.407.451BX	17-0201	33 20 1 229 141	17-0216			3272-35	17-0177	3272-R8	17-0010	3273-89*	15-1063
8D0.407.451V	17-0197	33 20 1 229 374	17-0216	7837075	15-1235	3272-35*	15-1180	3272-V0	17-0144	3273-A6	17-0176
8D0.407.451X	17-0197	33 21 1 226 047	17-0213	7842037	15-1235	3272-38	17-0175	3272-V7	17-0144	3273-A6*	15-1180
8D0.407.452AV	17-0200	33 21 1 226 047	17-0213	7843919	15-1235	3272-39	17-0175	3272-X9	17-0146	3273-A9	17-0174
8D0.407.452AX	17-0200	33 21 1 226 720	17-0213	7845024	15-1235	3272-40	17-0177	3272-Y3*	15-1302	3273-C0	17-0174
8D0.407.452AX	17-0200	33 21 1 226 904	17-0368	7845024	15-1235	3272-50	17-0060	3272-Y7	17-0132	3273-C1	17-0176
8D0.407.452BV	17-0202	33 21 1 227 032	17-0214	7849841	15-1078	3272-51	17-0014	3272-Y8	17-0132	3273-C6	17-0176
8D0.407.452BX	17-0202	33 21 1 227 172	17-0212			3272-54	17-0060	3272-Z2	17-0134	3273-C8	17-0061
8D0.407.452V	17-0198	33 21 1 227 585	17-0368			3272-55	17-0130	3272-Z2	17-0134	3273-C8	17-0061
8D0.407.452X	17-0198	33 21 1 227 606	17-0214			3272-56	17-0014	327250	17-0004	3273-C9	17-0015
8D0.498.099	15-1239	33 21 1 229 420	17-0216	CHRYSLER (USA)		3272-56	17-0131	3273-06	17-0145	3273-E1*	15-1263
8D0.498.099B	15-1239	33 21 1 229 432	17-0216			3272-60	17-0177	3273-0L	17-0147	3273-E2	17-0061
8D0.498.099C	15-1377					3272-60*	15-1264	3273-0W	17-0133	3273-E3	17-0131
8D0.498.099C	15-1379			326807	15-1330	3272-65	17-0007	3273-0X	17-0133	3273-E4	17-0015
ZBA.407.311#	15-1049			Velcon: 326300	15-1356	3272-83*	15-1208	3273-15	17-0145	3273-E6*	15-1175
ZBA.407.331	16-0004					3272-87	17-0177	3273-17	17-0023	3273-E8	17-0176
ZBA.407.331#	16-1004	BUICK (GM)				3272-90	17-0175	3273-17*	15-1015	3273-EN	17-0416
ZBC.407.331	16-0004					3272-A4	17-0136	3273-18	17-0023	3273-G9*	15-1208
ZBC.407.331#	16-1004			CHRYSLER (USA) DODGE		3272-A6	17-0136	3273-18*	15-1015	3273-H4	17-0174
		7837075	15-1235			3272-A8	17-0023	3273-20	17-0024	3273-H5	17-0176
		7842037	15-1235			3272-A9	17-0078	3273-20*	15-1015	3273-H8	17-0174
		7843919	15-1235	Velcon: 326300	15-1356	3272-A9	17-0078	3273-21	17-0024	3273-K1*	15-1179
		7845024	15-1235			3272-C0	17-0023	3273-21*	15-1015	3273-K2	17-0137
						3272-C3	17-0078	3273-23*	15-1015	3273-K3	17-0137

* =OE Semiassa/ Driveshaft/ Trasmission/ Achswelle/ Semieje

=OE Giunto senza KIT/ CVJ w/o KIT/ Joint sans Kit/ Gelenk Ohne Satz/ Junta sin Kit

ADATTABILE A ADATABLE TO	METELLI ref.	ADATTABILE A ADATABLE TO	METELLI ref.	ADATTABILE A ADATABLE TO	METELLI ref.	ADATTABILE A ADATABLE TO	METELLI ref.	ADATTABILE A ADATABLE TO	METELLI ref.	ADATTABILE A ADATABLE TO	METELLI ref.
CITROEN		95601867	17-0005	96164350	17-0149	3272-J7	17-0160	3273-Q6	17-0087	9619947580*	15-1222
		95601868	17-0004	96167303	17-0078	3272-J8	17-0160	3273-Q7	17-0159	9619947588*	15-1222
		95601887	17-0005	96167303	17-0136	3272-K7	17-0144	3273-R2	17-0161	9619947680*	15-1222
3273-K4	17-0024	95602238	17-0023	96167304	17-0079	3272-K8	17-0142	3273-R3	17-0161	9619947688*	15-1222
3273-K4	17-0079	95604719	15-1015	96167304	17-0137	3272-L0	17-0142	3273-S1	17-0145	9621456388*	15-1222
3273-K5	17-0024	95606796	17-0023	96171856	17-0078	3272-L9	17-0138	3273-S2	17-0143	9621456488*	15-1222
3273-K7	17-0079	95615878	15-1177	96171857	17-0079	3272-M0	17-0138	3273-S4	17-0143		
3273-L2*	15-1139	95619481	17-0006	96171873	17-0137	3272-P5	17-0140	3273-T3	17-0139		
3273-L4*	15-1139	95619482	17-0007	96171874	17-0136	3272-V0	17-0144	3273-T4	17-0139		
3273-L5*	15-1206	95624994	17-0004	96171875	17-0137	3272-V3	17-0160	3273-V7	17-0141		
3273-N2*	15-1142	95624995	17-0005	96173636	17-0137	3272-V4	17-0158	3273-W0	17-0141	DACIA	
3273-N7	17-0147	95643689	15-1206	96173637	17-0136	3272-V5	17-0158	3274-77	17-0082		
3273-P2	17-0153	95643952	17-0176	9617408188*	15-1224	3272-V7	17-0144	3274-77*	15-1020	77.01.348.085	17-0106
3273-P3	17-0151	95644260	17-0177	9617408288*	15-1224	3273-06	17-0145	3274-78	17-0129	77.01.348.086	17-0106
3273-S1	17-0145	95648547	17-0004	9619947580*	15-1222	3273-09	17-0161	3274-78*	15-1020	77.01.498.699	17-0106
3273-S2	17-0143	95648548	17-0005	9619947588*	15-1222	3273-10	17-0159	327478	17-0129	77.01.498.786	17-0106
3273-S4	17-0143	95653009	15-1180	9619947680*	15-1222	3273-13	17-0159	95555116	17-0082		
3273-T3	17-0139	95653010	15-1179	9619947688*	15-1222	3273-15	17-0145	95555117	17-0083		
3273-T4	17-0139	95656495	15-1175	9621456388*	15-1222	3273-55	17-0007	955910737	17-0006		
3273-T6*	15-1180	95656595	15-1175	9621456488*	15-1222	3273-55*	15-1063	95591074	17-0007		
3273-V7	17-0141	9566694077	17-0130	96601868	17-0004	3273-60	17-0082	9559529280	17-0082	DAEWOO	
3273-W0	17-0141	9566694187	17-0131	96995952	15-1243	3273-60	17-0129	9559529480	17-0083		
3273-Y2	17-0011	96031845	17-0137			3273-60*	15-1020	95598210	15-1063	26013831	15-1234
3273-Y3	17-0011	96033355	17-0004			3273-62	17-0129	95605804	17-0129	44105-78B00-000	15-1115
3273-Z8*	15-1281	96033369	17-0005			3273-62*	15-1020	95606802*	15-1020	510418	15-1279
327368	17-0005	96042941	17-0004			3273-64	17-0007	95606803	17-0082	510734	15-1234
3273C8	17-0005	96042942	17-0005			3273-64*	15-1063	95606803*	15-1020	510736	15-1311
3274-79	17-0024	96048666	17-0014			3273-65	17-0007	95606804	17-0083	96160589	15-1279
3274-79*	15-1015	96048667	17-0015	CITROEN V. COMMERCIALI/ LCV		3273-65*	15-1063	95606804*	15-1020	96243573	15-1311
3274-80	17-0024	96072988	17-0010			3273-66	17-0006	95619481	17-0006	96243575	15-1395
3274-80*	15-1015	96072989	17-0011			3273-66	17-0007	95619482	17-0007	96257801	15-1395
3274-82	17-0023	96091415	17-0136	1463105080	17-0084	3273-66*	15-1063	95646292	15-1020	96257802	15-1311
3274-82*	15-1015	96091416	17-0137	1463106080	17-0085	3273-67	17-0006	9566722180*	15-1120	96257803	15-1401
3274-83	17-0023	96129064	17-0148	1463107080	17-0086	3273-67	17-0007	9566722380*	15-1132	96257804	15-1402
3274-83*	15-1015	96141635	17-0148	1463108080	17-0087	3273-67*	15-1063	9567582280*	15-1236	96273571	15-1280
3274-85*	15-1015	96141635	17-0150	3272-00	17-0006	3273-69	17-0006	96021730	17-0019		
3274-86*	15-1015	96141635*	15-1208	3272-00*	15-1063	3273-69*	15-1063	96021731	17-0020		
3372-J9	17-0175	96141637	17-0148	3272-18	17-0019	3273-87	17-0020	96074111	17-0129		
5480643	17-0009	96141637	17-0154	3272-20	17-0007	3273-89	17-0007	9617303380	17-0085		
5508423	17-0008	96141637*	15-1176	3272-20*	15-1063	3273-89*	15-1063	9617408188*	15-1224		
75525808	17-0077	9614188080	17-0175	3272-48	17-0082	3273-C7	17-0129	9617408288*	15-1224		
95563213	17-0178	9614188180	17-0174	3272-65	17-0007	3273-C7*	15-1020	96184031	17-0082	43400-87728*	15-1097
95582414	17-0077	96145818	17-0177	3272-H2	17-0083	3273-H1	17-0129	96184033	15-1020	43410-87000*	15-1097
955910737	17-0006	96145819	17-0176	3272-J0	17-0084	3273-N4	17-0129	96184033	17-0083	43410-87103*	15-1159
95591074	17-0007	96164213	17-0151	3272-J1	17-0086	3273-N4*	15-1020	96184033	17-0129	43410-87104*	15-1159
95598210	15-1063	96164213*	15-1208	3272-J2	17-0158	3273-Q5	17-0085	96184035	17-0083	43410-87113*	15-1159

ADATTABILE A ADATABLE TO	METELLI ref.	ADATTABILE A ADATABLE TO	METELLI ref.	ADATTABILE A ADATABLE TO	METELLI ref.	ADATTABILE A ADATABLE TO	METELLI ref.	ADATTABILE A ADATABLE TO	METELLI ref.	ADATTABILE A ADATABLE TO	METELLI ref.
DAIHATSU		43420-87726*	15-1097	46307102	17-0241	737319#	15-1003	82428432#	15-1103	4328468#	15-1001
		43420-87727*	15-1097	46307103#	16-1020	7560070#	15-1002	82439756#	15-1103	4390952#	15-1002
		43420-87730*	15-1294	46307107#	15-1227	7577041#	15-1002	82440166#	15-1103	4465504#	15-1001
43410-87114*	15-1159	43420-87731*	15-1097	46307108#	15-1227	7629457#	15-1013	82443532#	15-1094	4475837#	15-1001
43410-87223*	15-1333	43420-87735*	15-1097	46307109	17-0227	7631082#	15-1106	82448780#	15-1003	46307121#	15-1232
43410-87225*	15-1333	43460-87F86*	15-1294	46307110	17-0226	7633434#	15-1032	82449123#	15-1095	46307122#	15-1231
43410-87226*	15-1333	43470-87780*	15-1160	46307121#	15-1232	7646401#	15-1109	82466864#	15-1155	5944689#	15-1019
43410-87234*	15-1359	43470-87F88*	15-1294	46307122#	15-1231	7646402#	15-1110	82466865#	15-1154	5944690#	15-1001
43410-87242*	15-1333	43470-87F89*	15-1294	46307169#	15-1212	7647245#	15-1067	82480859#	15-1095	5959385#	15-1019
43410-87242*	15-1340			46307171#	15-1211	7652958#	15-1093	82486230#	15-1093	5998706#	15-1019
43410-87703*	15-1160			46307195	17-0419	7656786#	15-1065	82486231#	15-1016	60806930	16-0002
43410-87706*	15-1160			46307234#	15-1306	7656944#	15-1032	92601388	16-0002	60806930	16-1002
43410-87710*	15-1097			46307241#	15-1258	7656945#	15-1016	92601388#	16-1002	7076344#	15-1001
43410-87711*	15-1097	FIAT		46307246#	15-1244	7656949#	15-1093	92601892	16-0002	7078573#	15-1231
43410-87714*	15-1097			46307309#	15-1245	7659161#	15-1106	92601892#	16-1002	7560070#	15-1002
43410-87715*	15-1097	4087120#	15-1001	46307322#	15-1358	7659169#	15-1105	92601903#	15-1105	7577041#	15-1002
43410-87717*	15-1295	4247399#	15-1001	46307325	17-0229	7660834#	16-1020	9617408188#	15-1224	7656786#	15-1065
43410-87718*	15-1295	4308412#	15-1001	46307394#	15-1309	7668798	17-0231	9617408288#	15-1224	7694584	17-0224
43410-87722*	15-1295	4308413#	15-1001	46307398#	15-1258	7688157#	15-1110	9619947580#	15-1222	7737396	17-0225
43410-87725*	15-1295	4308418#	15-1001	46307420#	15-1240	7694584	17-0224	9619947588#	15-1222	7758266#	15-1225
43410-87726*	15-1097	4313087#	15-1001	46307557#	15-1296	7698632#	15-1003	9619947680#	15-1222	82282139	16-0002
43410-87727*	15-1097	4315132	16-0002	46307572#	15-1374	7698900#	15-1109	9619947688#	15-1222	82282139	16-1002
43410-87728*	15-1097	4315132#	16-1002	46307687	17-0424	7699037	17-0232	9621456388#	15-1222	92601388	16-0002
43410-87729*	15-1097	4328468#	15-1001	46307688	17-0424	7703689#	15-1003	9621456488#	15-1222	92601388	16-1002
43410-87730*	15-1295	4390952#	15-1002	46307886#	15-1396	7720510#	15-1067	9936769	16-0002	92601892	16-0002
43410-87731*	15-1097	4393155#	15-1003	46307887#	15-1388	7721633	17-0233	9936769#	16-1002	92601892	16-1002
43410-87732*	15-1097	4393157#	15-1003	46307889#	15-1296	7736915	17-0230			95555116	17-0082
43410-87733*	15-1097	4465504#	15-1001	46307901#	15-1245	7737396	17-0225			95555117	17-0083
43410-87735*	15-1097	4475837#	15-1001	46307914#	15-1387	7739015	17-0237			9559529280	17-0082
43420-87000*	15-1097	46307001	17-0222	46409864	17-0234	7739016	17-0238			9559529480	17-0083
43420-87103*	15-1159	46307002	17-0221	46429632#	15-1214	7740977	17-0245			95606803	17-0082
43420-87104*	15-1159	46307010	17-0244	46432208	17-0229	7750299#	15-1032	FIAT V. COMMERCIALI/ LCV		95606804	17-0083
43420-87113*	15-1159	46307011	17-0243	46538019	17-0421	7750300#	15-1093			95646292#	15-1020
43420-87114*	15-1159	46307017	17-0420	46538020	17-0421	7750301#	15-1016			9566722180#	15-1120
43420-87223*	15-1333	46307032#	15-1211	5929237#	15-1103	7765363	17-0220	1463105080	17-0084	9566722380*	15-1132
43420-87225*	15-1333	46307034#	15-1212	5929240#	15-1103	7778166	17-0223	1463106080	17-0085	9567582280#	15-1236
43420-87226*	15-1333	46307047#	15-1240	5944689#	15-1019	7778448	17-0219	1463107080	17-0086	96074114	17-0082
43420-87234*	15-1359	46307073	17-0240	5944690#	15-1001	7794472	17-0246	1463108080	17-0087	9617303380	17-0085
43420-87703*	15-1160	46307080#	15-1106	5959385#	15-1019	82282139	16-0002	4087120#	15-1001	9617408188#	15-1224
43420-87706*	15-1160	46307081	17-0239	5998706#	15-1019	82282139#	16-1002	4247399#	15-1001	9617408288#	15-1224
43420-87710*	15-1097	46307082#	15-1209	60605055#	15-1093	82301373#	15-1103	4308412#	15-1001	96184031	17-0082
43420-87711*	15-1097	46307083#	15-1210	60806930	16-0002	82333811#	15-1103	4308413#	15-1001	96184033	17-0083
43420-87717*	15-1295	46307094#	15-1226	60806930#	16-1002	82362521#	15-1103	4308418#	15-1001	96184035	17-0083
43420-87718*	15-1295	46307096	17-0423	60812880#	15-1213	82362524#	15-1103	4313087#	15-1001	9619947580#	15-1222
43420-87722*	15-1294	46307098	17-0422	7076344#	15-1001	8236523#	15-1103	4315132	16-0002	9619947588#	15-1222
43420-87725*	15-1294	46307101	17-0242	7078573#	15-1231	82413699#	15-1094	4315132	16-1002	9619947680#	15-1222

* =OE Semiassa/ Driveshaft/ Trasmission/ Achswelle/ Semieje

=OE Giunto senza KIT/ CVJ w/o KIT/ Joint sans Kit/ Gelenk Ohne Satz/ Junta sin Kit

ADATTABILE A ADATABLE TO	METELLI ref.	ADATTABILE A ADATABLE TO	METELLI ref.	ADATTABILE A ADATABLE TO	METELLI ref.	ADATTABILE A ADATABLE TO	METELLI ref.	ADATTABILE A ADATABLE TO	METELLI ref.	ADATTABILE A ADATABLE TO	METELLI ref.
FIAT V. COMMERCIALI/ LCV		1493963	16-1005	6485412	15-1041	91AX3220DA	17-0249	R93BG3B437BE	17-0259	44010-SS0-030*	15-1131
		3652045*	15-1354	6485414	15-1156	92AG3K183BA	15-1125	R98FX3C242BA	15-1192	44010-SS0-930*	15-1131A
		3652047*	15-1354	6485415	15-1198	92AG3K183DA	15-1192	R98FX3C242FA	15-1041	44010-SS0-960*	15-1131
		3667428*	15-1354	6596773	17-0250	92AG3K183M	15-1198			44010-SS0-981*	15-1131A
9619947688#	15-1222	3667429*	15-1354	6596778	17-0249	92AG3K187BA	15-1125			44010-SS0-983*	15-1131A
9621456388#	15-1222	5022281	17-0012	6596779	17-0249	92AG3K187M	15-1198			44010-SS0-J82*	15-1131A
9621456488#	15-1222	5022282	17-0013	6757622	15-1200	93BG3B413BE	15-1202			44010-SS0-J84*	15-1131A
9936769	16-0002	5022283	17-0088	6757666	17-0262	93BG3B436AAE	17-0258	FORD USA MERCURY		44010-ST7-900*	15-1255
9936769	16-1002	5022284	17-0089	6757668	17-0259	93BG3B436ABD	17-0262	Velcon: 325641	15-1357	44010-ST7-N00*	15-1053
		5022285	17-0088	6757668	17-0260	93BG3B436ABE	17-0262			44010-SV1-000*	15-1131A
		5022286	17-0089	6757672	17-0261	93BG3B436AE	17-0256			44010-SV1-950*	15-1131A
		5022287	17-0088	6757676	17-0259	93BG3B436BD	17-0260			44010-SV4-950*	15-1131A
		5022288	17-0089	6757676	17-0260	93BG3B436BE	17-0260	GEO (GM)		44010-SV4-951*	15-1131A
FORD AUSTRALIA		5024568	17-0250	6779184	17-0089	93BG3B437AAE	17-0257			44010-SV4-N60*	15-1131A
		5024569	17-0250	6779200	17-0088	93BG3B437ABD	17-0261			44010-SVA-000*	15-1131
95NX25500DC	16-1027	5024570	17-0091	7024787	15-1201	93BG3B437ABE	17-0261	7849841	15-1078	44011-S04-J01*	15-1255
		5024574	17-0249	7024788	15-1201	93BG3B437AE	17-0255			44011-S07-000*	15-1053
		5024575	17-0249	7024789	17-0258	93BG3B437BD	17-0259			44011-S0A-951*	15-1301
		5024576	17-0090	7024790	17-0256	95VW3B436FA	17-0267	GMB BRAZIL		44011-SK3-E00*	15-1220
		5026500	17-0013	7024791	17-0257	95VW3B437HA	17-0266			44011-SK3-E10*	15-1242
		5026501	17-0012	7024792	17-0255	96AG3K183BB	15-1192			44011-SL5-N01*	15-1131
6069110	15-1014	5026502	17-0089	7294547	15-1202	96BG3B413AAB	15-1201	90125875	15-1008	44011-SL5-N80*	15-1131A
6099110	15-1014	5026503	17-0088	72GG4635BA	16-1005	96BG3B413ABB	15-1200	90147008	15-1008	44011-SR3-020*	15-1255
81AG3K187AA	15-1014	5026504	17-0089	77TT3K177EB	16-1007	98AG3K183BA	15-1364			44011-SR3-030*	15-1255
81AG3K187M	15-1014	5026505	17-0088	77TT3K187EA	15-1036	98AX3C242DA	15-1364			44011-SR3-040*	15-1255
BD5M3W427A	15-1233	5026514	17-0254	79TT3K187AA	15-1037	R89FX3219AA	17-0013			44011-SR3-901*	15-1255
		5026515	17-0253	79TT3K187BA	15-1092	R89FX3219BA	17-0089	HONDA		44011-SR3-902*	15-1255
		5026652	17-0250	79TT3K187M	15-1037	R89FX3219CA	17-0089			44011-SR3-903*	15-1255
		5026653	17-0249	81AG3K187AA	15-1014	R89FX3219DA	17-0089	44010-S04-J01*	15-1255	44011-SR3-952*	15-1255
FORD EUROPE		5029036	17-0258	81AG3K187M	15-1014	R89FX3220AA	17-0012	44010-S07-000*	15-1053	44011-SR3-J03*	15-1053
		5029037	17-0262	87FX3219CA	17-0089	R89FX3220BA	17-0088	44010-SL5-N01*	15-1131	44011-SR3-J04*	15-1053
1003548	15-1283	5029038	17-0256	89FG3K183AA	15-1041	R89FX3220CA	17-0088	44010-SL5-N82*	15-1131A	44011-SR3-J53*	15-1053
1003550	15-1192	5029039	17-0260	89FG3K187CA	15-1156	R89FX3220DA	17-0088	44010-SR1-003*	15-1255	44011-SR7-030*	15-1053
1007695	15-1389	5029040	17-0257	89FX3219BA	17-0089	R92AX3219DA	17-0250	44010-SR1-901*	15-1255	44011-SS0-010*	15-1131
1023247	15-1200	5029041	17-0261	89FX3220CA	17-0088	R92AX3220DA	17-0249	44010-SR3-020*	15-1255	44011-SS0-030*	15-1131
1023250	15-1201	5029043	17-0255	89FX3220EA	17-0088	R93BG3B436AAE	17-0258	44010-SR3-030*	15-1255	44011-SS0-930*	15-1131A
1059533	17-0163	5029044	17-0259	90AX3219EA	17-0091	R93BG3B436ABD	17-0262	44010-SR3-040*	15-1255	44011-SS0-940*	15-1131
1059534	17-0162	6042051	15-1036	90FX3219BA	17-0089	R93BG3B436ABE	17-0262	44010-SR3-901*	15-1255	44011-SS0-980*	15-1131A
1074308	15-1364	6069110	15-1014	90FX3219CA	17-0089	R93BG3B436AE	17-0256	44010-SR3-902*	15-1255	44011-SS0-982*	15-1131A
1078670	15-1283	6071774	15-1037	90FX3219EA	17-0089	R93BG3B436BD	17-0260	44010-SR3-903*	15-1255	44011-SS0-J82*	15-1131A
1078675	15-1192	6073690	16-1007	90FX3219KA	17-0254	R93BG3B436BE	17-0260	44010-SR3-952*	15-1255	44011-SS0-J84*	15-1131A
1078682	15-1041	6073691	16-1007	90FX3220BA	17-0088	R93BG3B437AAE	17-0257	44010-SR3-953*	15-1053	44011-SS0-N01*	15-1131
1079583	15-1200	6079195	15-1092	90FX3220CA	17-0088	R93BG3B437ABD	17-0261	44010-SR3-J05*	15-1053	44011-SS0-N02*	15-1131
1079587	15-1198	6099110	15-1014	90FX3220EA	17-0088	R93BG3B437ABE	17-0261	44010-SR3-J53*	15-1053	44011-SS0-N10*	15-1131
1084716	15-1389	6168422	15-1041	90FX3220KA	17-0253	R93BG3B437AE	17-0255	44010-SR7-030*	15-1053	44011-SS0-N60*	15-1131A
1117155	15-1364	6483685	15-1125	91AX3219DA	17-0250	R93BG3B437BD	17-0259	44010-SS0-010*	15-1131	44011-SS0-N91*	15-1131A

ADATTABILE A ADATABLE TO	METELLI ref.	ADATTABILE A ADATABLE TO	METELLI ref.	ADATTABILE A ADATABLE TO	METELLI ref.	ADATTABILE A ADATABLE TO	METELLI ref.	ADATTABILE A ADATABLE TO	METELLI ref.	ADATTABILE A ADATABLE TO	METELLI ref.
HONDA		44305-SB2-000*	15-1086	44305-SF1-911*	15-1053	44305-SH9-000*	15-1260	44306-SA5-620*	15-1071	44306-SD4-922*	15-1073A
		44305-SB2-010*	15-1086	44305-SF1-912*	15-1053	44305-SH9-003*	15-1260	44306-SA5-622*	15-1113	44306-SD4-950*	15-1073A
		44305-SB2-750*	15-1044	44305-SF1-913*	15-1053	44305-SK7-010*	15-1101	44306-SA5-623*	15-1113	44306-SD4-951*	15-1073A
44011-ST7-900*	15-1255	44305-SB2-751*	15-1044	44305-SF1-914*	15-1053	44305-SK7-040*	15-1101	44306-SA5-640*	15-1071	44306-SD4-952*	15-1073A
44011-ST7-N00*	15-1053	44305-SB2-960*	15-1044	44305-SF1-915*	15-1131	44305-SK7-J21*	15-1053	44306-SA5-641*	15-1071	44306-SE0-000*	15-1054
44011-SV1-N00*	15-1131A	44305-SB2-961*	15-1044	44305-SF1-970*	15-1053A	44305-SK7-J22*	15-1053	44306-SA5-660*	15-1113	44306-SE0-010*	15-1054
44011-SV1-N50*	15-1131A	44305-SB2-982*	15-1101	44305-SF1-971*	15-1053A	44305-SK7-J23*	15-1053	44306-SA5-661*	15-1113	44306-SE0-020*	15-1054
44011-SV4-J00*	15-1131A	44305-SD2-010*	15-1101	44305-SF1-972*	15-1053A	44305-SK7-J73*	15-1053A	44306-SA5-950*	15-1071	44306-SE0-910*	15-1045
44011-SV4-J50*	15-1131A	44305-SD2-020*	15-1101	44305-SF1-973*	15-1053A	44305-SK7-J74*	15-1053A	44306-SA5-951*	15-1071	44306-SE0-911*	15-1045
44011-SV4-N00*	15-1131	44305-SD2-040*	15-1101	44305-SF1-975*	15-1131A	44305-SK7-J81*	15-1053A	44306-SA5-970*	15-1113	44306-SE0-920*	15-1045
44011-SV4-N01*	15-1131A	44305-SD2-040*	15-1101	44305-SF1-975*	15-1131A	44305-SK7-J82*	15-1053A	44306-SA5-971*	15-1113	44306-SE0-921*	15-1045
44011-SV4-N50*	15-1131A	44305-SD2-962*	15-1101	44305-SF1-G11*	15-1053	44305-SM1-980*	15-1131A	44306-SA7-000*	15-1072	44306-SE0-923*	15-1045
44014-SD4-950*	15-1074A	44305-SD2-963*	15-1101	44305-SF1-G12*	15-1053	44305-SM1-981*	15-1131A	44306-SB0-010*	15-1113	44306-SE0-980*	15-1054
44305-634-003*	15-1010	44305-SD2-964*	15-1101	44305-SF1-G13*	15-1053	44305-SM4-000*	15-1131	44306-SB0-020*	15-1113	44306-SE0-981*	15-1054
44305-634-013*	15-1010	44305-SD2-965*	15-1101	44305-SF4-010*	15-1086	44305-SM4-010*	15-1131	44306-SB0-030*	15-1113	44306-SE0-982*	15-1054
44305-634-023*	15-1010	44305-SD4-010*	15-1073A	44305-SF4-020*	15-1086	44305-SM4-020*	15-1131	44306-SB0-040*	15-1113	44306-SE0-G01*	15-1054
44305-634-033*	15-1010	44305-SD4-020*	15-1073A	44305-SF4-900*	15-1086	44305-SM4-040*	15-1131	44306-SB0-621*	15-1071	44306-SE0-G02*	15-1054
44305-671-003*	15-1010	44305-SD4-030*	15-1073A	44305-SF4-901*	15-1086	44305-SM4-950*	15-1131A	44306-SB0-622*	15-1071	44306-SE0-G10*	15-1045
44305-671-023*	15-1010	44305-SD9-013*	15-1260	44305-SF4-J21*	15-1044	44305-SM4-952*	15-1131A	44306-SB0-624*	15-1071	44306-SE0-G12*	15-1045
44305-688-000*	15-1079	44305-SE0-000*	15-1054	44305-SF4-J22*	15-1044	44305-SM4-953*	15-1131A	44306-SB0-650*	15-1113	44306-SE0-G20*	15-1045
44305-688-020*	15-1079	44305-SE0-010*	15-1054	44305-SF4-J23*	15-1044	44305-SM4-954*	15-1131A	44306-SB0-651*	15-1113	44306-SE0-G21*	15-1045
44305-689-010*	15-1011	44305-SE0-020*	15-1054	44305-SF4-J24*	15-1044	44305-SM4-980*	15-1131	44306-SB0-670*	15-1071	44306-SE0-G23*	15-1045
44305-689-030*	15-1011	44305-SE0-912*	15-1045	44305-SF4-J40*	15-1044	44305-SM4-981*	15-1131	44306-SB0-671*	15-1071	44306-SE0-J20*	15-1045
44305-689-601*	15-1010	44305-SE0-922*	15-1045	44305-SF4-J41*	15-1044	44305-SM4-983*	15-1131	44306-SB0-970*	15-1113	44306-SE0-J21*	15-1045
44305-692-003*	15-1010	44305-SE0-923*	15-1045	44305-SF4-J42*	15-1044	44305-SM4-984*	15-1131	44306-SB0-971*	15-1113	44306-SE0-J22*	15-1045
44305-692-671*	15-1099	44305-SE0-924*	15-1045	44305-SH3-000*	15-1086	44305-SM4-J80*	15-1131A	44306-SB2-000*	15-1086	44306-SE0-J23*	15-1045
44305-SA0-003*	15-1010	44305-SE0-G01*	15-1054	44305-SH3-010*	15-1086	44305-SM4-J81*	15-1131A	44306-SB2-010*	15-1086	44306-SE7-780*	15-1113
44305-SA5-000*	15-1079	44305-SE0-G02*	15-1054	44305-SH3-960*	15-1054	44305-SM4-J83*	15-1131A	44306-SB2-750*	15-1044	44306-SE7-782*	15-1101
44305-SA5-010*	15-1079	44305-SE0-G11*	15-1045	44305-SH3-961*	15-1054	44305-SM4-J84*	15-1131A	44306-SB2-751*	15-1044	44306-SF0-621*	15-1113
44305-SA5-020*	15-1071	44305-SE0-G12*	15-1045	44305-SH3-970*	15-1054	44306-634-013*	15-1010	44306-SB2-960*	15-1044	44306-SF0-671*	15-1113
44305-SA5-620*	15-1071	44305-SE0-G21*	15-1045	44305-SH3-971*	15-1054	44306-657-000*	15-1010	44306-SB2-961*	15-1044	44306-SF0-970*	15-1101
44305-SA5-623*	15-1113	44305-SE0-G22*	15-1045	44305-SH3-980*	15-1054	44306-657-023*	15-1010	44306-SB2-982*	15-1101	44306-SF0-971*	15-1101
44305-SA5-640*	15-1071	44305-SE0-G23*	15-1045	44305-SH3-981*	15-1054	44306-659-000*	15-1010	44306-SD2-010*	15-1101	44306-SF0-973*	15-1101
44305-SA5-641*	15-1071	44305-SE0-G24*	15-1045	44305-SH3-A00*	15-1054	44306-659-010*	15-1010	44306-SD2-020*	15-1101	44306-SF1-305*	15-1053
44305-SA5-970*	15-1113	44305-SE0-J00*	15-1054	44305-SH3-A01*	15-1054	44306-671-003*	15-1010	44306-SD2-030*	15-1101	44306-SF1-910*	15-1053
44305-SA5-971*	15-1113	44305-SE0-J01*	15-1054	44305-SH3-A21*	15-1086	44306-671-033*	15-1010	44306-SD2-900*	15-1101	44306-SF1-911*	15-1053
44305-SA7-000*	15-1072	44305-SE0-J20*	15-1045	44305-SH3-G00*	15-1054	44306-688-000*	15-1079	44306-SD2-901*	15-1101	44306-SF1-912*	15-1053
44305-SB0-010*	15-1113	44305-SE0-J21*	15-1045	44305-SH3-G01*	15-1054	44306-689-010*	15-1011	44306-SD2-903*	15-1101	44306-SF1-913*	15-1053
44305-SB0-020*	15-1113	44305-SE0-J22*	15-1045	44305-SH3-G10*	15-1054	44306-689-020*	15-1079	44306-SD2-961*	15-1101	44306-SF1-914*	15-1053
44305-SB0-030*	15-1113	44305-SE7-050*	15-1101	44305-SH3-G11*	15-1054	44306-689-601*	15-1010	44306-SD2-962*	15-1101	44306-SF1-916*	15-1131
44305-SB0-621*	15-1071	44305-SE7-750*	15-1113	44305-SH3-G21*	15-1101	44306-692-003*	15-1010	44306-SD2-963*	15-1101	44306-SF1-973*	15-1053A
44305-SB0-622*	15-1071	44305-SE7-752*	15-1101	44305-SH3-G23*	15-1101	44306-692-671*	15-1099	44306-SD2-964*	15-1101	44306-SF1-974*	15-1053A
44305-SB0-623*	15-1071	44305-SF0-621*	15-1113	44305-SH3-G25*	15-1101	44306-SA0-013*	15-1010	44306-SD2-965*	15-1101	44306-SF1-976*	15-1131A
44305-SB0-624*	15-1071	44305-SF0-971*	15-1101	44305-SH3-J00*	15-1101	44306-SA5-000*	15-1079	44306-SD4-010*	15-1073A	44306-SF1-G12*	15-1053
44305-SB0-970*	15-1113	44305-SF0-972*	15-1101	44305-SH3-J01*	15-1101	44306-SA5-010*	15-1079	44306-SD4-020*	15-1073A	44306-SF1-G13*	15-1053
44305-SB0-971*	15-1113	44305-SF1-910*	15-1053	44305-SH7-J83*	15-1053A	44306-SA5-020*	15-1071	44306-SD4-030*	15-1073A	44306-SF1-G14*	15-1053

* =OE Semiassa/ Driveshaft/ Trasmissione/ Achswelle/ Semieje

=OE Giunto senza KIT/ CVJ w/o KIT/ Joint sans Kit/ Gelenk Ohne Satz/ Junta sin Kit

ADATTABILE A ADATABLE TO	METELLI ref.	ADATTABILE A ADATABLE TO	METELLI ref.	ADATTABILE A ADATABLE TO	METELLI ref.	ADATTABILE A ADATABLE TO	METELLI ref.	ADATTABILE A ADATABLE TO	METELLI ref.	ADATTABILE A ADATABLE TO	METELLI ref.
HONDA		44306-SM4-020*	15-1131	MB 297347*	15-1047	MB 526464*	15-1048				
		44306-SM4-040*	15-1131	MB 297348*	15-1026	MB 526464*	15-1104	ISUZU		LADA	
		44306-SM4-950*	15-1131A	MB 297348*	15-1047	MB 526473*	15-1064				
44306-SF1-J71*	15-1131A	44306-SM4-952*	15-1131A	MB 297353*	15-1026	MB 526531*	15-1026	8-94108-634-3	15-1075	11110-2215012	15-0341
44306-SF4-010*	15-1086	44306-SM4-953*	15-1131A	MB 297372*	15-1048	MB 526533*	15-1048	8-94108-635-3	15-1075	2108-2215010	15-1081
44306-SF4-020*	15-1086	44306-SM4-954*	15-1131A	MB 297373*	15-1048	MB 526547*	15-1026	8-94158-130-2	15-1076	2108-2215010	17-0180
44306-SF4-J21*	15-1044	44306-SM4-980*	15-1131	MB 297376*	15-1104	MB 526548*	15-1026	8-94158-131-2	15-1076	2108-2215011	15-1081
44306-SF4-J22*	15-1044	44306-SM4-981*	15-1131	MB 297377*	15-1104	MB 526581*	15-1026	8-94364-332-0	15-1075	2108-2215011	17-0179
44306-SF4-J23*	15-1044	44306-SM4-983*	15-1131	MB 297385*	15-1104	MB 526581*	15-1047	8-94405-227-2	15-1076	2108-2215012	15-1081
44306-SH3-000*	15-1086	44306-SM4-984*	15-1131	MB 297438*	15-1064	MB 526582*	15-1026	8-94405-228-2	15-1076	2110-2215012	15-1081
44306-SH3-010*	15-1086	44306-SM4-J80*	15-1131A	MB 297492*	15-1048	MB 526582*	15-1047	8-94467-664-0	15-1075	2121-2215012	15-1223
44306-SH3-960*	15-1054	44306-SM4-J81*	15-1131A	MB 297661*	15-1026	MB 526583*	15-1047	8-94467-667-0	15-1075		
44306-SH3-961*	15-1054	44306-SM4-J83*	15-1131A	MB 297662*	15-1026	MB 526666*	15-1048	8-94467-669-0	15-1076		
44306-SH3-970*	15-1054	44306-SM4-J84*	15-1131A	MB 297678*	15-1064	MB 526829*	15-1048	8-94467-670-0	15-1076		
44306-SH3-971*	15-1054	44340-SN7-315*	15-1284	MB 297696*	15-1064	MB 526829*	15-1104	8-94467-671-0	15-1076		
44306-SH3-980*	15-1054	44511-SE0-406*	15-1250	MB 297699*	15-1064	MB 526831*	15-1064	8-94467-672-0	15-1076	LANCIA	
44306-SH3-981*	15-1054	4A305-SF1-970*	15-1053A	MB 297815*	15-1104	MB 526853*	15-1047				
44306-SH3-A00*	15-1054			MB 297818*	15-1104	MB 526854*	15-1047			4315132	16-0002
44306-SH3-A01*	15-1054			MB 297874*	15-1026	MB 526865*	15-1026			4315132#	16-1002
44306-SH3-A21*	15-1086			MB 297999*	15-1026	MB 526866*	15-1026			4390952#	15-1002
44306-SH3-G00*	15-1054			MB 397343*	15-1047	MB 526873*	15-1026	KIA		4393155#	15-1003
44306-SH3-G01*	15-1054	HYUNDAI		MB 397345*	15-1047	MB 526897*	15-1026			4393157#	15-1003
44306-SH3-G10*	15-1054			MB 525577*	15-1026	MB 526898*	15-1026	105015*	15-1145	46307001	17-0222
44306-SH3-G11*	15-1054	49507-21000*	15-1026	MB 526063*	15-1026	MB 526999*	15-1026	B002-25-400B*	15-1171	46307002	17-0221
44306-SH3-G22*	15-1101	49507-02A10*	15-1406	MB 526063*	15-1047	MB 620166*	15-1047	B002-25-500*	15-1171	46307010	17-0244
44306-SH3-G24*	15-1101	49508-21000*	15-1026	MB 526064*	15-1026	MB 620170*	15-1047	B002-25-500B*	15-1171	46307011	17-0243
44306-SH3-G26*	15-1101	49508-29A00*	15-1370	MB 526064*	15-1047	MB 620770*	15-1026	B002-25-600*	15-1171	46307080#	15-1106
44306-SH3-J00*	15-1101	MB 176160*	15-1026	MB 526066*	15-1026			B002-25-600B*	15-1171	46307094#	15-1226
44306-SH3-J01*	15-1101	MB 176161*	15-1026	MB 526066*	15-1047			B003-25-400*	15-1171	46307107#	15-1227
44306-SH3-J10*	15-1101	MB 176463*	15-1026	MB 526067*	15-1026			B003-25-400C*	15-1171	46307108#	15-1227
44306-SH3-J11*	15-1101	MB 176464*	15-1026	MB 526067*	15-1047	INNOCENTI		B003-25-400D*	15-1171	46307234#	15-1306
44306-SH9-J00*	15-1101	MB 176864*	15-1026	MB 526117*	15-1026			B003-25-600*	15-1171	46307241#	15-1258
44306-SH9-J01*	15-1101	MB 176865*	15-1026	MB 526118*	15-1026	4087120#	15-1001	B003-25-600C*	15-1171	46307246#	15-1244
44306-SK7-010*	15-1101	MB 176866*	15-1026	MB 526350*	15-1048	4247399#	15-1001	B003-25-600D*	15-1171	46307398#	15-1258
44306-SK7-040*	15-1101	MB 176867*	15-1026	MB 526353*	15-1048	4308412#	15-1001	B005-25-400*	15-1261	46307557#	15-1296
44306-SK7-J21*	15-1053	MB 176872*	15-1104	MB 526377*	15-1048	4308413#	15-1001	B005-25-400D*	15-1261	46307889#	15-1296
44306-SK7-J22*	15-1053	MB 178865*	15-1026	MB 526402*	15-1199	4308418#	15-1001	B005-25-600*	15-1261	5929237#	15-1103
44306-SK7-J23*	15-1053	MB 297148*	15-1026	MB 526403*	15-1199	4313087#	15-1001	B005-25-600D*	15-1261	5929240#	15-1103
44306-SK7-J73*	15-1053A	MB 297343*	15-1026	MB 526443*	15-1026	4328468#	15-1001	G024-25-500*	15-1145	5944689#	15-1019
44306-SK7-J74*	15-1053A	MB 297343*	15-1047	MB 526444*	15-1026	4465504#	15-1001	G024-25-600*	15-1145	5959385#	15-1019
44306-SK7-J81*	15-1053A	MB 297344*	15-1026	MB 526453*	15-1026	4475837#	15-1001	KK333-25-400*	15-1171	5998706#	15-1019
44306-SK7-J82*	15-1053A	MB 297344*	15-1047	MB 526453*	15-1048	5944690#	15-1001	KK333-25-600*	15-1171	60605055#	15-1093
44306-SK7-J83*	15-1053A	MB 297345*	15-1026	MB 526454*	15-1026	7076344#	15-1001	OK202-25-400*	15-1398	60806930	16-0002
44306-SM1-980*	15-1131A	MB 297346*	15-1026	MB 526454*	15-1048	7656786#	15-1065	OK202-25-600*	15-1398	60806930#	16-1002
44306-SM1-981*	15-1131A	MB 297346*	15-1047	MB 526455*	15-1104					737319#	15-1003
44306-SM4-010*	15-1131	MB 297347*	15-1026	MB 526456*	15-1104					7560070#	15-1002

ADATTABILE A ADATABLE TO	METELLI ref.	ADATTABILE A ADATABLE TO	METELLI ref.	ADATTABILE A ADATABLE TO	METELLI ref.	ADATTABILE A ADATABLE TO	METELLI ref.	ADATTABILE A ADATABLE TO	METELLI ref.	ADATTABILE A ADATABLE TO	METELLI ref.
LANCIA		82480859#	15-1095	B004-25-600A*	15-1157	F039-25-510B*	15-1304A	G023-25-600*	15-1135	G572-25-500*	15-1268
		82486230#	15-1093	B005-25-400*	15-1261	F069-22-610C*	15-1141	G024-25-500*	15-1145	G572-25-600*	15-1268
		82489521#	15-1152	B005-25-400D*	15-1261	F069-25-600B*	15-1304A	G024-25-500A*	15-1350	G576-22-510A*	15-1268
7577041#	15-1002	92601388	16-0002	B005-25-600*	15-1261	FA09-22-510A*	15-1141	G024-25-500B*	15-1350	G576-25-500*	15-1268
7629457#	15-1013	92601388#	16-1002	B005-25-600D*	15-1261	G001-25-500*	15-1069	G024-25-600*	15-1145	G576-25-600*	15-1268
7631082#	15-1106	92601892	16-0002	F001-25-400*	15-1024	G001-25-500A*	15-1069	G024-25-600A*	15-1350	KK333-25-400*	15-1171
7633434#	15-1032	92601892#	16-1002	F001-25-400A*	15-1024	G001-25-500B*	15-1069	G033-25-500*	15-1059	KK333-25-600*	15-1171
7646401#	15-1109	92601903#	15-1105	F001-25-400B*	15-1024	G001-25-500D*	15-1069	G033-25-500B*	15-1059	M070-22-510*	15-1256
7646402#	15-1110	9617408188#	15-1224	F001-25-600A*	15-1024	G001-25-600*	15-1069	G033-25-600*	15-1059	M070-22-510A*	15-1256
7652958#	15-1093	9617408288#	15-1224	F001-25-600B*	15-1024	G001-25-600A*	15-1069	G033-25-600D*	15-1059	M070-25-500C*	15-1256
7656944#	15-1032	9936769	16-0002	F003-25-400A*	15-1024	G001-25-600B*	15-1069	G043-25-500*	15-1059	M070-25-500D*	15-1256
7656945#	15-1016	9936769#	16-1002	F003-25-400B*	15-1024	G001-25-600E*	15-1069	G043-25-500B*	15-1059	M070-25-600A*	15-1256
7656949#	15-1093			F003-25-600A*	15-1024	G002-25-500*	15-1058	G043-25-600*	15-1059	M070-25-600B*	15-1256
7659161#	15-1106			F003-25-600B*	15-1024	G002-25-500A*	15-1058	G043-25-600D*	15-1059		
7659169#	15-1105			F004-25-500A*	15-1254	G002-25-500B*	15-1058	G053-25-500*	15-1291		
7688157#	15-1110			F004-25-500B*	15-1254	G002-25-600*	15-1058	G053-25-500B*	15-1291		
7694584	17-0224			F004-25-500C*	15-1254	G002-25-600A*	15-1058	G053-25-600*	15-1291		
7698632#	15-1003	LEXUS		F004-25-600A*	15-1254	G002-25-600B*	15-1058	G053-25-600C*	15-1291	MERCEDES-BENZ	
7698900#	15-1109			F004-25-600B*	15-1254	G005-25-500*	15-1069	G054-25-500A*	15-1328		
7703689#	15-1003	43410-20240*	15-1207	F004-25-600C*	15-1254	G005-25-600*	15-1069	G054-25-600C*	15-1328		
7737396	17-0225	43410-20241*	15-1207	F005-25-400A*	15-1024	G006-25-500*	15-1058	G063-25-500*	15-1291	107 350 04 10	17-0092
7739015	17-0237	43410-33040*	15-1325	F005-25-400B*	15-1024	G006-25-600*	15-1058	G063-25-500A*	15-1291	107 350 27 10	17-0092
7739016	17-0238	43420-20190*	15-1207	F005-25-400C*	15-1024	G011-25-500*	15-1069	G063-25-600*	15-1291	107 350 28 10	17-0092
7740977	17-0245	43420-20191*	15-1207	F005-25-600A*	15-1024	G011-25-600*	15-1069	G063-25-600A*	15-1291	107 350 33 10	17-0092
7750299#	15-1032	43420-33040*	15-1325	F005-25-600B*	15-1024	G012-22-510*	15-1042	G064-25-500*	15-1328	107 350 43 10	17-0092
7750300#	15-1093			F005-25-600C*	15-1024	G012-25-500*	15-1058	G064-25-500A*	15-1328	168 360 18 72*	15-1367
7750301#	15-1016			F006-25-400*	15-1157	G012-25-500A*	15-1058	G064-25-600*	15-1328	201 350 18 10	17-0215
7770910#	15-1186			F006-25-400A*	15-1157	G012-25-500B*	15-1058	G064-25-600A*	15-1328		
7778166	17-0223			F006-25-400B*	15-1157	G012-25-600*	15-1058	G072-25-500*	15-1137		
7794472	17-0246			F006-25-400C*	15-1157	G012-25-600C*	15-1058	G072-25-600*	15-1137		
82282139	16-0002	MAZDA		F006-25-600*	15-1157	G013-25-500*	15-1059	G560-22-510A*	15-1268		
82282139#	16-1002			F006-25-600A*	15-1157	G013-25-500*	15-1135	G560-25-500A*	15-1268	MERCEDES-BENZ V. COMMERCIALI/ LCV	
82301373#	15-1103	105015*	15-1145	F006-25-600B*	15-1157	G013-25-600*	15-1059	G560-25-600A*	15-1268		
82333811#	15-1103	95NX25500DC*	16-1027	F006-25-600C*	15-1157	G013-25-600*	15-1135	G564-2-510A*	15-1291		
82362521#	15-1103	B002-25-400B*	15-1171	F007-25-60 0A*	15-1024	G021-25-500*	15-1069	G564-22-510A*	15-1291	000 330 00 36	15-1298
82362524#	15-1103	B002-25-500*	15-1171	F013-25-400*	15-1137	G021-25-500A*	15-1069	G564-22-610A*	15-1291	000 330 15 85	15-1298
8236523#	15-1103	B002-25-500B*	15-1171	F013-25-600*	15-1137	G021-25-600*	15-1069	G564-25-500*	15-1291	631 330 05 01	17-0093
82413699#	15-1094	B002-25-600*	15-1171	F020-25-600*	15-1254	G021-25-600A*	15-1069	G564-25-600*	15-1291	631 330 07 01	17-0093
82428432#	15-1103	B002-25-600B*	15-1171	F023-25-400*	15-1137	G021-25-600C*	15-1069	G568-22-510A*	15-1268	631 330 13 01	17-0093
82439756#	15-1103	B003-25-400*	15-1171	F023-25-600*	15-1137	G022-25-500*	15-1058	G568-22-510B*	15-1268	638 334 17 34	16-1016
82440166#	15-1103	B003-25-400C*	15-1171	F024-25-400*	15-1141	G022-25-500A*	15-1058	G568-25-500*	15-1268	638 334 17 34	17-0173
82443532#	15-1094	B003-25-400D*	15-1171	F024-25-600*	15-1141	G022-25-500B*	15-1058	G568-25-500A*	15-1268	638 334 23 34	17-0185
82448780#	15-1003	B003-25-600*	15-1171	F025-25-400*	15-1304	G022-25-600*	15-1058	G568-25-600*	15-1268	638 334 23 34*	15-1373
82449123#	15-1095	B003-25-600C*	15-1171	F025-25-600*	15-1304	G022-25-600A*	15-1058	G568-25-600A*	15-1268		
82466864#	15-1155	B003-25-600D*	15-1171	F037-25-500A*	15-1146	G022-25-600C*	15-1058	G568-25-600B*	15-1268		
82466865#	15-1154	B004-25-400A*	15-1157	F039-22-510B*	15-1304A	G023-25-500*	15-1135	G570-22-510A*	15-1291		

* =OE Semiassa/ Driveshaft/ Trasmissione/ Achswelle/ Semieje

=OE Giunto senza KIT/ CVJ w/o KIT/ Joint sans Kit/ Gelenk Ohne Satz/ Junta sin Kit

ADATTABILE A ADATABLE TO	METELLI ref.	ADATTABILE A ADATABLE TO	METELLI ref.	ADATTABILE A ADATABLE TO	METELLI ref.	ADATTABILE A ADATABLE TO	METELLI ref.	ADATTABILE A ADATABLE TO	METELLI ref.	ADATTABILE A ADATABLE TO	METELLI ref.
MITSUBISHI		MB 397343*	15-1047	MB 526614*	15-1161	MR 111060*	15-1329	39100-11M05*	15-1028	39100-61E00*	15-1312
		MB 397345*	15-1047	MB 526666*	15-1048	MR 111061*	15-1329	39100-12A00*	15-1100	39100-61Y06*	15-1248
		MB 525577*	15-1026	MB 526829*	15-1048	MR 111854*	15-1332	39100-12A10*	15-1100	39100-61Y16*	15-1275
MB 176160*	15-1026	MB 525577*	15-1161	MB 526829*	15-1104	MR 111856*	15-1331	39100-12A20*	15-1100	39100-62E00*	15-1312
MB 176161*	15-1026	MB 526063*	15-1026	MB 526831*	15-1064	MR 165842*	15-1329	39100-13A00*	15-1100	39100-62Y00*	15-1275
MB 176463*	15-1026	MB 526063*	15-1047	MB 526853*	15-1026			39100-13A01*	15-1100	39100-62Y05*	15-1248
MB 176464*	15-1026	MB 526064*	15-1026	MB 526853*	15-1047			39100-13A10*	15-1100	39100-62Y10*	15-1275
MB 176864*	15-1026	MB 526064*	15-1047	MB 526854*	15-1026			39100-13A20*	15-1100	39100-62Y15*	15-1275
MB 176865*	15-1026	MB 526066*	15-1026	MB 526854*	15-1047			39100-15A05*	15-1100	39100-63Y00*	15-1248
MB 176866*	15-1026	MB 526066*	15-1047	MB 526859*	15-1161	MOSKVICH		39100-16E00*	15-1249	39100-63Y01*	15-1248
MB 176867*	15-1026	MB 526067*	15-1026	MB 526865*	15-1026			39100-16E02*	15-1249	39100-63Y10*	15-1275
MB 176872*	15-1104	MB 526067*	15-1047	MB 526866*	15-1026			39100-16R05*	15-1100	39100-63Y11*	15-1275
MB 178865*	15-1026	MB 526117*	15-1026	MB 526867*	15-1161	2141-2215050	17-0125	39100-1C100*	15-1312	39100-64E05*	15-1312
MB 297148*	15-1026	MB 526118*	15-1026	MB 526868*	15-1161			39100-24B00*	15-1187	39100-64Y00*	15-1315
MB 297343*	15-1026	MB 526350*	15-1048	MB 526869*	15-1161			39100-24B10*	15-1187	39100-64Y05*	15-1315
MB 297343*	15-1047	MB 526353*	15-1048	MB 526873*	15-1026	NISSAN		39100-26E00*	15-1249	39100-64Y10*	15-1321
MB 297344*	15-1026	MB 526377*	15-1048	MB 526897*	15-1026			39100-2J205*	15-1312	39100-64Y15*	15-1321
MB 297344*	15-1047	MB 526402*	15-1199	MB 526898*	15-1026			39100-41B00*	15-1196	39100-65A00*	15-1136
MB 297345*	15-1026	MB 526403*	15-1199	MB 526908*	15-1148	30205-13A25*	15-1085	39100-41B05*	15-1196	39100-65A10*	15-1136
MB 297346*	15-1026	MB 526437*	15-1329	MB 526909*	15-1148	326461*	15-1265	39100-41F100*	15-1196	39100-65J00*	15-1312
MB 297346*	15-1047	MB 526438*	15-1329	MB 526911*	15-1191	326462*	15-1265	39100-41F400*	15-1196	39100-70N00*	15-1312
MB 297347*	15-1026	MB 526443*	15-1026	MB 526914*	15-1329	326582*	15-1265	39100-44B00*	15-1193	39100-70N05*	15-1312
MB 297347*	15-1047	MB 526444*	15-1026	MB 526972*	15-1147	335712*	15-1276	39100-44B02*	15-1193	39100-71J00*	15-1172
MB 297348*	15-1026	MB 526453*	15-1026	MB 526973*	15-1147	39100-01A00*	15-1085	39100-44B10*	15-1193	39100-71J10*	15-1173
MB 297348*	15-1047	MB 526453*	15-1048	MB 526999*	15-1026	39100-01A01*	15-1085	39100-44B12*	15-1193	39100-71N04*	15-1312
MB 297353*	15-1026	MB 526454*	15-1026	MB 620034*	15-1329	39100-01B01*	15-1129	39100-45B00*	15-1196	39100-71N05*	15-1312
MB 297372*	15-1048	MB 526454*	15-1048	MB 620166*	15-1047	39100-01B02*	15-1129	39100-4F100*	15-1196	39100-72J10*	15-1165
MB 297373*	15-1048	MB 526455*	15-1104	MB 620170*	15-1047	39100-01B05*	15-1129	39100-4F400*	15-1194	39100-72J20*	15-1164
MB 297376*	15-1104	MB 526456*	15-1104	MB 620178*	15-1130	39100-01B11*	15-1129	39100-50A00*	15-1060	39100-73J00*	15-1164
MB 297377*	15-1104	MB 526464*	15-1048	MB 620770*	15-1026	39100-01B15*	15-1129	39100-50A10*	15-1060	39100-73J20*	15-1165
MB 297385*	15-1104	MB 526464*	15-1104	MB 620957*	15-1329	39100-01B60*	15-1129	39100-50R00*	15-1312	39100-73N00*	15-1323
MB 297438*	15-1064	MB 526473*	15-1064	MB 837261*	15-1329	39100-01E02*	15-1098	39100-60A10*	15-1312	39100-74N00*	15-1312
MB 297492*	15-1048	MB 526531*	15-1026	MB 837262*	15-1329	39100-02A00*	15-1085	39100-50Y00*	15-1163	39100-77A00*	15-1060
MB 297661*	15-1026	MB 526533*	15-1048	MB 837263*	15-1329	39100-02E02*	15-1098	39100-50Y10*	15-1293	39100-80E00*	15-1312
MB 297662*	15-1026	MB 526544*	15-1191	MB 837264*	15-1329	39100-03A01*	15-1085	39100-51Y00*	15-1163	39100-80E05*	15-1312
MB 297678*	15-1064	MB 526547*	15-1026	MB 837265*	15-1329	39100-05E02*	15-1249	39100-51Y10*	15-1293	39100-85E00*	15-1249
MB 297696*	15-1064	MB 526548*	15-1026	MB 837426*	15-1404	39100-0M000*	15-1163	39100-52Y00*	15-1163	39100-85E10*	15-1249
MB 297699*	15-1064	MB 526551*	15-1191	MB 837641*	15-1329	39100-0M005*	15-1163	39100-52Y10*	15-1293	39100-D4600*	15-1312
MB 297815*	15-1104	MB 526553*	15-1191	MB 837642*	15-1329	39100-0M301*	15-1248	39100-53Y00*	15-1163	39100-D5600*	15-1249
MB 297818*	15-1104	MB 526558*	15-1161	MB 886230*	15-1329	39100-0M900*	15-1248	39100-53Y10*	15-1293	39100-D5610*	15-1249
MB 297871*	15-1148	MB 526581*	15-1026	MB 896525*	15-1332	39100-0M905*	15-1248	39100-55A00*	15-1088	39100-M7270*	15-1027
MB 297872*	15-1148	MB 526581*	15-1047	MB 896526*	15-1332	39100-10E02*	15-1249	39100-60A10*	15-1136	39101-01A00*	15-1085
MB 297874*	15-1026	MB 526582*	15-1026	MB 936359*	15-1329	39100-11A00*	15-1100	39100-60Y00*	15-1248	39101-01A01*	15-1085
MB 297991*	15-1147	MB 526582*	15-1047	MB 936778*	15-1329	39100-11A10*	15-1100	39100-60Y05*	15-1248	39101-01B00*	15-1129
MB 297992*	15-1147	MB 526583*	15-1047	MB 936779*	15-1329	39100-11A20*	15-1100	39100-60Y10*	15-1275	39101-01B05*	15-1129
MB 297999*	15-1026	MB 526613*	15-1161	MB 937996*	15-1332	39100-11M00*	15-1028	39100-60Y15*	15-1275	39101-01B15*	15-1129

ADATTABILE A ADATABLE TO	METELLI ref.	ADATTABILE A ADATABLE TO	METELLI ref.	ADATTABILE A ADATABLE TO	METELLI ref.	ADATTABILE A ADATABLE TO	METELLI ref.	ADATTABILE A ADATABLE TO	METELLI ref.	ADATTABILE A ADATABLE TO	METELLI ref.
NISSAN		39101-50R00*	15-1312	39101-73N00*	15-1323	40010-M7226*	15-1027	374175	15-1056	90348324	17-0271
		39101-50R10*	15-1312	39101-73N01*	15-1323	40011-M5626*	15-1027	374176	15-1051	90348325	17-0272
		39101-50Y00*	15-1163	39101-74N00*	15-1312			374178	17-0270	90348326	17-0269
	39101-01E02*	15-1098	39101-50Y01*	15-1163	39101-75N00*	15-1312		374178	17-0276	90348327	17-0270
	39101-02A00*	15-1085	39101-50Y10*	15-1293	39101-77A00*	15-1060		374179	17-0278	90350824	17-0271
	39101-02E02*	15-1098	39101-50Y11*	15-1293	39101-80E00*	15-1312		374180	17-0269	90350824	17-0273
	39101-03A00*	15-1085	39101-51Y00*	15-1163	39101-80E05*	15-1312		374180	17-0277	90350865	17-0276
	39101-05E02*	15-1249	39101-51Y10*	15-1293	39101-85E00*	15-1249	OLDSMOBILE (GM)	374183	17-0271	90350905	17-0275
	39101-0M005*	15-1163	39101-52Y00*	15-1163	39101-85E10*	15-1249		374183	17-0273	90350907	17-0272
	39101-0M301*	15-1248	39101-52Y10*	15-1293	39101-D4600*	15-1312	7837075	15-1235	374184	17-0272	90350907
39101-0M900*	15-1248	39101-53Y00*	15-1163	39101-D5600*	15-1249	7842037	15-1235	374184	17-0274	90350908	17-0269
39101-0M905*	15-1248	39101-53Y10*	15-1293	39101-D5610*	15-1249	7843919	15-1235	374185	17-0361	90350908	17-0277
39101-10A01*	15-1100	39101-55A00*	15-1088	39101-M7270*	15-1027	7845024	15-1235	374188	17-0275	90350909	17-0270
39101-10E02*	15-1249	39101-60A10*	15-1136	39112-M7225*	15-1027	Velcon: 326542	15-1355	374210	17-0276	90350909	17-0278
39101-11A00*	15-1100	39101-60Y00*	15-1248	39113-M7275*	15-1027			374211	17-0275	90350910	17-0361
39101-11A10*	15-1100	39101-60Y05*	15-1248	39202-13A25*	15-1085			374213	15-1118	90444327	17-0275
39101-11A20*	15-1100	39101-60Y10*	15-1275	39204-01B28*	15-1129			374218	15-1116	90444328	17-0276
39101-11M00*	15-1028	39101-60Y15*	15-1275	39205-11A25*	15-1100	OPEL		374221	17-0096	90498406	15-1118
39101-11M05*	15-1028	39101-61E00*	15-1312	39210-A03G0*	15-1043				374221	17-0280	90498412
39101-12A00*	15-1100	39101-61Y07*	15-1248	39210-F4125*	15-1246	07837456*	15-1029	374222	17-0095	90511247	17-0273
39101-12A10*	15-1100	39101-61Y17*	15-1275	39210-X08R0*	15-1305	07837457*	15-1029	374222	17-0279	90511248	17-0274
39101-12A20*	15-1100	39101-62E00*	15-1312	39210-Y02G0*	15-1265	07839615*	15-1029	374235	17-0273	90511255	17-0273
39101-13A00*	15-1100	39101-62Y00*	15-1275	39211-24B00*	15-1187	26029827	17-0280	374236	17-0274	90511255	17-0277
39101-13A01*	15-1100	39101-62Y05*	15-1248	39211-2F025*	15-1348	26029828	17-0279	374242	17-0278	90511256	17-0278
39101-13A10*	15-1100	39101-62Y10*	15-1275	39211-2F225*	15-1349	26032411	15-1116	374262	15-1289A	90512386	17-0348
39101-13A20*	15-1100	39101-62Y15*	15-1275	39211-32R00*	15-1312	26060700	15-1290	374263	15-1118	90512983	17-0349
39101-16E00*	15-1249	39101-62Y16*	15-1275	39211-4F125*	15-1196	374002	15-1287	374289	17-0277	90538427	15-1287
39101-16E02*	15-1249	39101-63Y00*	15-1248	39211-4F126*	15-1197	374003	15-1289	374346	15-1290	90538595	15-1289
39101-16R05*	15-1100	39101-63Y01*	15-1248	39211-50A00*	15-1087	374013	16-1008	374368	15-1400		
39101-24B00*	15-1187	39101-63Y11*	15-1275	39211-50Y00*	15-1163	374015	15-1052	374423	15-1391		
39101-24B10*	15-1187	39101-63Y15*	15-1275	39211-55A00*	15-1088	374027	16-1008	414204	16-1016		
39101-26E00*	15-1249	39101-64Y00*	15-1315	39211-60Y00*	15-1248	374049	15-1008	4700644	15-1394		
39101-2J205*	15-1312	39101-64Y05*	15-1315	39211-60Y10*	15-1275	374061	15-1008	4701110	15-1394	PEUGEOT	
39101-41B00*	15-1196	39101-64Y10*	15-1321	39211-64Y00*	15-1315	374066	15-1007	7839614	16-1026		
39101-41B05*	15-1196	39101-64Y15*	15-1321	39211-64Y10*	15-1321	374068	15-1390	90095159	16-1008	3270-00	17-0058
39101-41F100*	15-1196	39101-65A00*	15-1136	39211-65J00*	15-1312	374077*	15-1029	90125875	15-1008	3272-00	17-0006
39101-41F400*	15-1196	39101-65A10*	15-1136	39211-71J25*	15-1172	374078*	15-1029	90142329	16-1006	3272-00*	15-1063
39101-44B00*	15-1193	39101-65J00*	15-1312	39211-71J26*	15-1173	374091	16-1026	90147008	15-1008	3272-01	17-0021
39101-44B02*	15-1193	39101-65J05*	15-1312	39211-71J27*	15-1172	374092*	15-1029	90157131	15-1007	3272-02	17-0021
39101-44B10*	15-1193	39101-70J00*	15-1172	39211-72J25*	15-1165	374099	16-1006	90199039	16-1006	3272-02	17-0101
39101-44B12*	15-1193	39101-70J10*	15-1173	39211-73J25*	15-1164	374100	16-1006	90235271	15-1052	3272-02*	15-1177
39101-45B00*	15-1196	39101-70N00*	15-1312	39301-10A01*	15-1100	374126	15-1052	90297728	16-1016	3272-09*	15-1177
39101-4F100*	15-1196	39101-70N05*	15-1312	39301-11A00*	15-1100	374140	17-0269	90304775	15-1057	3272-0F	17-0166
39101-4F400*	15-1194	39101-72N00*	15-1312	39301-12A00*	15-1100	374141	17-0270	90334947	15-1056	3272-0G	17-0166
39101-50A00*	15-1060	39101-73J00*	15-1164	39301-13A00*	15-1100	374145	17-0271	90334948	15-1051	3272-10	17-0058
39101-50A10*	15-1060	39101-73J20*	15-1165	39301-13A01*	15-1100	374147	15-1057	90345303	15-1118	3272-10*	15-1177

* =OE Semiassa/ Driveshaft/ Trasmission/ Achswelle/ Semieje

=OE Giunto senza KIT/ CVJ w/o KIT/ Joint sans Kit/ Gelenk Ohne Satz/ Junta sin Kit

ADATTABILE A ADATABLE TO	METELLI ref.	ADATTABILE A ADATABLE TO	METELLI ref.	ADATTABILE A ADATABLE TO	METELLI ref.	ADATTABILE A ADATABLE TO	METELLI ref.	ADATTABILE A ADATABLE TO	METELLI ref.	ADATTABILE A ADATABLE TO	METELLI ref.
PEUGEOT		3272-8E	17-0383	3273-06	17-0145	3273-66*	15-1063	3273-G9*	15-1208	3274-82	17-0023
		3272-90	17-0175	3273-0L	17-0147	3273-67	17-0007	3273-H0	17-0065	3274-82*	15-1015
		3272-98*	15-1182	3273-0N	17-0390	3273-67*	15-1063	3273-H4	17-0174	3274-83	17-0023
3272-11	17-0058	3272-9E	17-0383	3273-0P	17-0390	3273-69	17-0006	3273-H5	17-0176	3274-83*	15-1015
3272-11*	15-1177	3272-A1*	15-1182	3273-0Y	17-0394	3273-69	17-0015	3273-H8	17-0174	3274-85*	15-1015
3272-12	17-0058	3272-A8	17-0023	3273-0Z	17-0394	3273-69*	15-1063	3273-J1	17-0022	3274-86*	15-1015
3272-12*	15-1177	3272-C0	17-0023	3273-15	17-0145	3273-71	17-0022	3273-J6*	15-1182	3274-92	17-0016
3272-15	17-0017	3272-C7*	15-1176	3273-17	17-0023	3273-71*	15-1177	3273-J9*	15-1182	3274-93	17-0016
3272-16	17-0017	3272-C9	17-0166	3273-17*	15-1015	3273-78	17-0167	3273-K1*	15-1179	3274-96	17-0016
3272-18	17-0019	3272-E0*	15-1139	3273-18	17-0023	3273-78*	15-1142	3273-K4	17-0024	3274-96	17-0098
3272-19	17-0017	3272-E1	17-0166	3273-18*	15-1015	3273-79	17-0059	3273-K5	17-0024	3274-97	17-0016
3272-20	17-0007	3272-E2*	15-1139	3273-1H	17-0167	3273-79*	15-1177	3273-K6	17-0167	3274-97	17-0098
3272-20*	15-1063	3272-E3*	15-1216	3273-1J	17-0167	3273-81	17-0059	3273-L1	17-0167	3372-J9	17-0175
3272-21	17-0025	3272-E4*	15-1206	3273-20	17-0024	3273-81*	15-1177	3273-L1*	15-1216	9617408188*	15-1224
3272-22	17-0027	3272-E5*	15-1175	3273-20*	15-1015	3273-84	17-0018	3273-L2*	15-1139	9617408288*	15-1224
3272-35	17-0177	3272-F5	17-0058	3273-21	17-0024	3273-85	17-0018	3273-L3	17-0167	9619947580*	15-1222
3272-35*	15-1180	3272-F5*	15-1142	3273-21*	15-1015	3273-87	17-0020	3273-L4	17-0059	9619947588*	15-1222
3272-38	17-0175	3272-F6	17-0164	3273-23*	15-1015	3273-88	17-0018	3273-L4	17-0167	9619947680*	15-1222
3272-39	17-0175	3272-F6*	15-1216	3273-24*	15-1015	3273-89	17-0007	3273-L4*	15-1139	9619947688*	15-1222
3272-3C	17-0381	3272-F8	17-0164	3273-26	17-0028	3273-89*	15-1063	3273-L5*	15-1206	9621456388*	15-1222
3272-3C*	15-1382	3272-G1	17-0146	3273-27	17-0028	3273-90	17-0026	3273-L7	17-0165	9621456488*	15-1222
3272-40	17-0177	3272-K4	17-0066	3273-29	17-0027	3273-91	17-0028	3273-N2	17-0059		
3272-44	17-0100	3272-K5	17-0066	3273-30	17-0027	3273-A6	17-0176	3273-N2*	15-1142		
3272-45	17-0100	3272-K5	17-0072	3273-3L	17-0382	3273-A6*	15-1180	3273-N7	17-0147		
3272-4C	17-0381	3272-K7	17-0144	3273-3L	17-0386	3273-A9	17-0174	3273-R8	17-0067		
3272-50	17-0060	3272-K8	17-0142	3273-3M	17-0382	3273-C0	17-0174	3273-R9	17-0067		
3272-51	17-0014	3272-L0	17-0142	3273-3M	17-0386	3273-C1	17-0176	3273-R9	17-0073		
3272-54	17-0060	3272-L3	17-0167	3273-3X	17-0380	3273-C3	17-0101	3273-S1	17-0145	PEUGEOT	
3272-55	17-0130	3272-L9	17-0138	3273-3X	17-0384	3273-C4	17-0101	3273-S2	17-0143	V. COMMERCIAL/ LCV	
3272-56	17-0014	3272-M0	17-0138	3273-3Y	17-0380	3273-C5	17-0167	3273-S4	17-0143		
3272-56	17-0131	3272-N0*	15-1180	3273-3Y	17-0384	3273-C6	17-0176	3273-T3	17-0139	1463105080	17-0084
3272-5C	17-0385	3272-N1*	15-1264	3273-48	17-0025	3273-C8	17-0061	3273-T4	17-0139	1463106080	17-0085
3272-60	17-0177	3272-P5	17-0140	3273-49	17-0025	3273-C9	17-0015	3273-T6*	15-1180	1463107080	17-0086
3272-60*	15-1264	3272-S2	17-0285	3273-51	17-0026	3273-E1*	15-1263	3273-V7	17-0141	1463108080	17-0087
3272-61	17-0166	3272-S3	17-0288	3273-52	17-0026	3273-E2	17-0061	3273-W0	17-0141	3272-48	17-0082
3272-65	17-0007	3272-S5	17-0283	3273-54	17-0027	3273-E3	17-0131	3273-Y7	17-0286	3272-A4	17-0136
3272-6C	17-0385	3272-S5*	15-1282	3273-55	17-0007	3273-E4	17-0015	3273-Y7*	15-1282	3272-A6	17-0136
3272-6E	17-0379	3272-S6	17-0287	3273-55*	15-1063	3273-E6	17-0167	3273-Y9	17-0284	3272-A9	17-0078
3272-75	17-0062	3272-S6*	15-1292	3273-57	17-0028	3273-E6*	15-1175	3273-Y9*	15-1282	3272-C3	17-0078
3272-77	17-0068	3272-V0	17-0144	3273-58	17-0028	3273-E8	17-0167	3274-40	17-0102	3272-H2	17-0083
3272-7E	17-0379	3272-V7	17-0144	3273-64	17-0007	3273-E8	17-0176	3274-63	17-0097	3272-J0	17-0084
3272-83	17-0064	3272-X9	17-0146	3273-64*	15-1063	3273-E9	17-0167	3274-64	17-0097	3272-J1	17-0086
3272-83	17-0070	3272-Y0	17-0389	3273-65	17-0007	3273-G1	17-0063	3274-79	17-0024	3272-J2	17-0158
3272-83*	15-1208	3272-Y1	17-0389	3273-65*	15-1063	3273-G3	17-0069	3274-79*	15-1015	3272-J7	17-0160
3272-84	17-0064	3272-YE	17-0393	3273-66	17-0006	3273-G9	17-0065	3274-80	17-0024	3272-J8	17-0160
3272-87	17-0177	3272-Z0	17-0393	3273-66	17-0007	3273-G9	17-0071	3274-80*	15-1015	3272-K7	17-0144

ADATTABILE A ADATABLE TO	METELLI ref.	ADATTABILE A ADATABLE TO	METELLI ref.	ADATTABILE A ADATABLE TO	METELLI ref.	ADATTABILE A ADATABLE TO	METELLI ref.	ADATTABILE A ADATABLE TO	METELLI ref.	ADATTABILE A ADATABLE TO	METELLI ref.
PEUGEOT V. COMMERCIALI/ LCV		3273-S4	17-0143	PROTON		7701348098	17-0040	7701349946	17-0114	7701351571	17-0075
		3273-T3	17-0139			7701348109*	15-1102	7701349955	17-0311	7701351571*	15-1204
		3273-T4	17-0139			7701348160	17-0046	7701349955*	15-1316	7701351572	17-0074
		3273-V7	17-0141			2081207	15-1215	7701348256	17-0046	7701349959	17-0312
3272-K8	17-0142	3273-W0	17-0141	49507-21000	15-1026	7701348968	17-0047	7701349972	17-0075	7701351607*	15-1102
3272-L0	17-0142	3273N4*	15-1020	49508-21000	15-1026	7701349025*	15-1082	7701349992	17-0305	7701351695	17-0034
3272-L9	17-0138	3274-77	17-0082	MB 176865	15-1026	7701349026	17-0108	7701349992	17-0307	7701351697	17-0032
3272-M0	17-0138	3274-77*	15-1020	MB 297343	15-1047	7701349026*	15-1082	7701349992*	15-1317	7701351697	17-0034
3272-P5	17-0140	3274-78	17-0083	MB 297344	15-1047	7701349028*	15-1082	7701349994	17-0297	7701351699	17-0033
3272-V0	17-0144	3274-78	17-0129	MB 297346	15-1047	7701349034	17-0107	7701349997	17-0302	7701351701	17-0033
3272-V3	17-0160	3274-78*	15-1020	MB 297347	15-1047	7701349034*	15-1082	7701349998	17-0298	7701351801	17-0031
3272-V4	17-0158	327478	17-0129	MB 297348	15-1047	7701349359	17-0041	7701351020	17-0041	7701351801	17-0033
3272-V5	17-0158	9559529280	17-0082	MB 397343	15-1047	7701349660	17-0042	7701351113	17-0045	7701351806	17-0029
3272-V7	17-0144	9559529480	17-0083	MB 397345	15-1047	7701349689	17-0035	7701351124	17-0035	7701351807	17-0030
3272-Y3*	15-1302	95606802*	15-1020	MB 526063	15-1047	7701349689*	15-1082	7701351124*	15-1082	7701351948	17-0309
3272-Y7	17-0132	95606803*	15-1020	MB 526064	15-1047	7701349691	17-0044	7701351125	17-0035	7701351948	17-0311
3272-Y8	17-0132	95606804*	15-1020	MB 526066	15-1047	7701349691	17-0049	7701351126	17-0044	7701351948*	15-1336
3272-Z2	17-0134	95646292*	15-1020	MB 526067	15-1047	7701349692	17-0043	7701351126	17-0049	7701351959	17-0310
3273-06	17-0145	9566722180*	15-1120	MB 526581	15-1047	7701349734	17-0035	7701351127	17-0043	7701351960	17-0312
3273-09	17-0161	9566722380*	15-1132	MB 526582	15-1047	7701349740	17-0110	7701351130*	15-1317	7701351989	17-0055
3273-0W	17-0133	9567582280*	15-1236	MB 526583	15-1047	7701349741	17-0038	7701351160	17-0037	7701351989	17-0057
3273-0X	17-0133	9617303380	17-0085	MB 526853	15-1047	7701349742	17-0038	7701351162	17-0036	7701351989	17-0170
3273-10	17-0159	9617408188*	15-1224	MB 526854	15-1047	7701349757	17-0041	7701351172*	15-1102	7701351990	17-0029
3273-11	17-0099	9617408288*	15-1224	MB 620166	15-1047	7701349769*	15-1102	7701351192	17-0039	7701351990	17-0056
3273-12	17-0099	96184033*	15-1020	MB 620170	15-1047	7701349771	17-0039	7701351193	17-0110	7701351995*	15-1316
3273-13	17-0159	9619947580*	15-1222	MB 896525	15-1332	7701349785	17-0054	7701351194	17-0038	7701351996	17-0309
3273-15	17-0145	9619947588*	15-1222	MB 896526	15-1332	7701349786	17-0055	7701351194	17-0109	7701352001*	15-1316
3273-60	17-0082	9619947680*	15-1222	MB 896742	15-1215	7701349803	17-0113	7701351195	17-0038	7701352002	17-0310
3273-60	17-0129	9619947688*	15-1222	MB 937965	15-1322	7701349804	17-0039	7701351207	17-0041	7701352020	17-0035
3273-60*	15-1020	9621456388*	15-1222	MB 937996	15-1332	7701349839	17-0050	7701351264	17-0050	7701352020*	15-1082
3273-62	17-0129	9621456488*	15-1222	MR 111854	15-1332	7701349839*	15-1082	7701351264*	15-1082	7701352024	17-0035
3273-C7	17-0129			MR 111856	15-1331	7701349847	17-0037	7701351266	17-0054	7701352025	17-0050
3273-C7*	15-1020					7701349848	17-0036	7701351267	17-0055	7701352025*	15-1082
3273-H1	17-0129					7701349873	17-0049	7701351290	17-0038	7701352129	17-0307
3273-K2	17-0137					7701349874	17-0075	7701351290	17-0109	7701352130	17-0305
3273-K3	17-0137					7701349874*	15-1204	7701351292	17-0039	7701352134	17-0297
3273-K4	17-0079	PONTIAC (GM)		RENAULT		7701349879	17-0048	7701351363	17-0039	7701352141	17-0298
3273-K7	17-0079			360113KTX*	15-1353	7701349880	17-0074	7701351428	17-0108	7701352385	17-0302
3273-N4	17-0129	7837075	15-1235	7700110482	17-0169	7701349880*	15-1204	7701351478	17-0049	7701352386	17-0301
3273-Q5	17-0085	7842037	15-1235	7700110484	17-0168	7701349915	17-0033	7701351479	17-0075	7701352414	17-0317
3273-Q6	17-0087	7843919	15-1235	7700110484*	15-1378	7701349916	17-0034	7701351479*	15-1204	7701352415	17-0315
3273-Q7	17-0159	7845024	15-1235	7700873311	17-0117	7701349923	17-0033	7701351480	17-0075	7701352421	17-0318
3273-R2	17-0161	90157131	15-1007	7700873322	17-0118	7701349938	17-0029	7701351480*	15-1204	7701352422	17-0316
3273-R3	17-0161			7701348085	17-0106	7701349938*	15-1204	7701351483	17-0048	7701352427	17-0306
3273-S1	17-0145			7701348086	17-0106	7701349939	17-0030	7701351484	17-0074	7701352428	17-0308
3273-S2	17-0143			7701348089*	15-1102	7701349945	17-0113	7701351484*	15-1204	7701352471	17-0115

* =OE Semiassa/ Driveshaft/ Trasmission/ Achswelle/ Semieje

=OE Giunto senza KIT/ CVJ w/o KIT/ Joint sans Kit/ Gelenk Ohne Satz/ Junta sin Kit

ADATTABILE A ADATABLE TO	METELLI ref.	ADATTABILE A ADATABLE TO	METELLI ref.	ADATTABILE A ADATABLE TO	METELLI ref.	ADATTABILE A ADATABLE TO	METELLI ref.	ADATTABILE A ADATABLE TO	METELLI ref.	ADATTABILE A ADATABLE TO	METELLI ref.
RENAULT		7701348089*	15-1102	GCV 1112	15-1284	171.407.331H#	16-1004	191.407.274DX	17-0172	321.407.331D#	16-1010
		7701348109*	15-1102	GCV 1118	15-1299	171.407.331K	16-0004	191.407.274RX	17-0122	321.498.103	16-1004
		7701348109*	15-1102	GCV 1119	15-1288	171.407.331K#	16-1004	191.407.274X	17-0122	321.498.103A	16-1004
7701352471*	15-1310	7701349769*	15-1102	GCV 1123	15-1399	171.407.331L#	16-1003	191.407.311#	15-1021	321.498.103C	16-1010A
7701352473	17-0116	7701349769*	15-1102	GCV 1146	15-1383	171.498.099C	15-1021	191.407.311B#	15-1009	321.498.103D	16-1010B
7701352596	17-0117	7701349769	17-0051	GVC 1053	15-1221	171.498.103	16-1004	191.407.311C#	15-1009	357.407.271D	17-0121
7701352598	17-0118	7701351172*	15-1102	GVC 1069	15-1220	171.498.103B	16-1003	191.407.311F#	15-1009	357.407.311#	15-1009
7701354993	17-0301	7701351172	17-0051	GVC 1117	15-1284	171.498.103C	16-1004	191.407.311H#	15-1021	357.498.099	15-1009
7701394697	17-0107	7701351172*	15-1102	TDJ 10016	15-1366	171.498.103D	16-1003	191.407.311J#	15-1009	357.498.099D	15-1009
7701394697*	15-1082	7701351607*	15-1102	TFB 000070	15-1399	191.407.271	17-0121	191.407.311L#	15-1009	357.498.099E	15-1189
7701448098	17-0040	7701351607*	15-1102	TFB 000140	15-1383	191.407.271A	17-0002	191.407.331	16-0010	357.498.099EV	15-1189
7701455342	17-0105	7701351607	17-0076			191.407.271B	17-0002	191.407.331	16-1010	357.498.099EX	15-1189
7701463194	17-0045	7701463343	17-0111			191.407.271C	17-0002	191.407.331A	16-0010	357.498.103	16-1010B
7701469363*	15-1285	7701465773	17-0076			191.407.271H	17-0339	191.407.331A#	16-1010	357.498.103A	16-1010B
7701498696	17-0105	7701498775*	15-1102			191.407.271HX	17-0339	191.498.099	15-1021	357.498.103B	16-1010B
7701498698	17-0040	7701498775*	15-1102			191.407.271K	17-0339	191.498.099A	15-1009	357.498.104	16-1010A
7701498699	17-0106	7701498955*	15-1102			191.407.271L	17-0002	191.498.099F	15-1021	4127460	15-1055
7701498775*	15-1102	7701498955	17-0051	4000642	15-1167	191.407.271N	17-0121	191.498.103	16-1010B	431.407.331E	16-0004
7701498786	17-0106	7701498955*	15-1102	4000659	15-1144	191.407.271NV	17-0121	191.498.103A	16-1010B	431.407.331E#	16-1004
7701498797	17-0046	7701499223	17-0111	4002911	15-1170	191.407.271NX	17-0121	191.498.103C	16-1010B	4315132	16-0002
7701498799	17-0046			4103255	15-1166	191.407.271P	17-0002	191.498.104	16-1010A	4315132	16-1002
7701498918	17-0108			4103263	15-1169	191.407.271Q	17-0002	191.498.104A	16-1010A	60806930	16-0002
7701498918*	15-1082			4242236	15-1269	191.407.271R	17-0002	191407272AF	17-0172	60806930	16-1002
7701498919*	15-1082			4399325	15-1269	191.407.271S	17-0339	191407272H	17-0172	6N0.407.311#	15-1190
7701498921	17-0107	ROVER		8942633	15-1031	191.407.271T	17-0339	1H0.407.271F	17-0121	6N0.498.099	15-1190
7701498921*	15-1082			8952905	15-1168	191.407.272	17-0122	1H0.407.271FX	17-0121	6N0.498.103	16-1023
7701498923	17-0047	17H8600	15-1039	8963571	15-1170	191.407.272A	17-0122	1H0.407.311#	15-1189	7M0.407.271J	17-0360
7701498955*	15-1102	27H7567	15-1038	8990574	15-1031	191.407.272AA	17-0122	1H0.407.311C#	15-1021	7M0.407.272E	17-0267
7701498957	17-0042	ADU 7982	17-0336	9102880	15-1062	191.407.272AB	17-0122	1H0.407.311D#	15-1009	807.407.331	16-0004
7701498958	17-0041	ADU 7983	17-0335	9103672	15-1143	191.407.272AC	17-0122	1H0.407.331#	16-1003	807.407.331#	16-1004
		BAU 2018	15-1038			191.407.272AD	17-0122	1H0.407.331B	16-0010	82282139	16-0002
		BAU 4414	15-1061			191.407.272AE	17-0122	1H0.407.331B#	16-1010	82282139	16-1002
		BAU 4444	15-1038			191.407.272AG	17-0172	1H0.407.331D	16-0010	861.498.103A	16-1003
		BAU 4851	15-1089			191.407.272BA	17-0122	1H0.407.331D#	16-1010	92601388	16-0002
		BAU 5439	15-1090			191.407.272BD	17-0172	1H0.498.099	15-1009	92601388	16-1002
		BAU 5440	15-1090	06X039534340	15-1055	191.407.272C	17-0122	1H0.498.099A	15-1189	92601892	16-0002
		BAU 5466	15-1205	113.501.331	16-0004	191.407.272CV	17-0172	1J0.407.311C#	15-1189	92601892	16-1002
7700102978*	15-1371	BAU 5467	15-1033	113.501.331	16-1004	191.407.272CX	17-0172	1J0.407.311D#	15-1189	9936769	16-0002
7700102978	17-0407	BAU 5645	15-1061	113.598.101	16-1004	191.407.272E	17-0122	1J0.498.099	15-1241	9936769	16-1002
7700102979	17-0405	CGV 1053	15-1039	171.407.311F#	15-1021	191.407.272F	17-0172	1J0.498.099A	15-1241	SE022141915	15-1055
7700102980	17-0408	GCV 1007	17-0336	171.407.311K#	15-1021	191.407.272N	17-0121	1J0.498.099E	15-1189	SE025141514B	15-1001
7700102980*	15-1371	GCV 1024	17-0335	171.407.331C#	16-1003	191.407.272X	17-0122	321.407.331	16-0004	SE138141915A	15-1002
7700102981	17-0406	GCV 1075	15-1270	171.407.331E#	16-1003	191.407.274	17-0122	321.407.331#	16-1004	ZBA.407.331	16-0004
7700102998*	15-1371	GCV 1076	15-1366	171.407.331F	16-0004	191.407.274AX	17-0122	321.407.331B	16-0004	ZBA.407.331#	16-1004
7700102999*	15-1371	GCV 1088	15-1303	171.407.331F#	16-1004	191.407.274BX	17-0122	321.407.331B#	16-1004	ZBC.407.331	16-0004
7701348089*	15-1102	GCV 1105	15-1039	171.407.331H	16-0004	191.407.274CX	17-0172	321.407.331D	16-0010	ZBC.407.331#	16-1004

ADATTABILE A ADATABLE TO	METELLI ref.	ADATTABILE A ADATABLE TO	METELLI ref.	ADATTABILE A ADATABLE TO	METELLI ref.	ADATTABILE A ADATABLE TO	METELLI ref.	ADATTABILE A ADATABLE TO	METELLI ref.	ADATTABILE A ADATABLE TO	METELLI ref.
SKODA		28021-AA053*	15-1151	SUZUKI		44102-63B20*	15-1114	43410-12021*	15-1030	43410-20151*	15-1347
		28021-AA130*	15-1084			44102-63B21*	15-1114	43410-12040*	15-1070	43410-20220*	15-1070
		28021-AA131*	15-1084			44102-78010*	15-1080	43410-12050*	15-1030	43410-20221*	15-0351
115.420.170	15-1158	28021-AA132*	15-1084	44101-60B12*	15-1114	44102-78011*	15-1080	43410-12060*	15-1030	43410-20222*	15-0351
115.420.214	17-0119	28021-AA150*	15-1151	44101-60B20*	15-1114	44102-78012*	15-1080	43410-12070*	15-1070	43410-20240*	15-1207
115.420.214	17-0435	28021-AA151*	15-1151	44101-60B30*	15-1114	44102-80E00*	15-1361	43410-12080*	15-1030	43410-20241*	15-1207
115.420.214*	15-1158	28021-AA152*	15-1151	44101-60DD0*	15-1068	44102-80E01*	15-1361	43410-12090*	15-1070	43410-20291*	15-0351
115.420.217	17-0120	28021-AA160*	15-1247	44101-60DD1*	15-1068	44102-80E21*	15-1360	43410-12100*	15-1070	43410-20311*	15-0351
115.420.217	17-0436	28021-AA161*	15-1247	44101-60G00*	15-1365	44102-82020*	15-1080	43410-12130*	15-1030	43410-20320*	15-1393
115.420.217*	15-1158	28021-AA162*	15-1247	44101-60G01*	15-1365	44102-82021*	15-1080	43410-12131*	15-1346	43410-20321*	15-1393
1H0.407.311#	15-1189	28021-AA481*	15-1247	44101-60G10*	15-1365	44102-82313*	15-1080	43410-12140*	15-1070	43410-20341*	15-1070
1H0.498.099A	15-1189	28021-AA491*	15-1247	44101-62B11*	15-1114	44102-82611*	15-1080	43410-12141*	15-1070	43410-20341*	15-1346
1J0.407.311C#	15-1189	28021-AA511*	15-1084	44101-62B12*	15-1114	44102-84012*	15-1117	43410-12150*	15-1070	43410-20420*	15-0351
1J0.407.311D#	15-1189	28021-AA541*	15-1247	44101-62B22*	15-1114	44102-84150*	15-1117	43410-12170*	15-1070	43410-20440*	15-1346
1J0.498.099	15-1241	28021-AA551*	15-1084	44101-63B10*	15-1114	44102-84331*	15-1117	43410-12171*	15-1070	43410-20444*	15-1347
1J0.498.099A	15-1241	28021-AC090*	15-1247	44101-63B20*	15-1114	44102-86041*	15-1080	43410-12181*	15-0351	43410-20450*	15-1346
1J0.498.099E	15-1189	28021-AC130*	15-1084	44101-71C10*	15-1252	44114-63B60*	15-1252	43410-12191*	15-1347	43410-20530*	15-0351
357.498.099E	15-1189	28021-KA440*	15-1320	44101-71C30*	15-1252	44115-78010	15-1080	43410-12210*	15-1070	43410-20540*	15-0351
357.498.099EV	15-1189	28021-KA450*	15-1320	44101-71C31*	15-1252	44115-82611*	15-1068	43410-12211*	15-0351	43410-20720*	15-0351
357.498.099EX	15-1189	28021-KA570*	15-1320	44101-71C40*	15-1252	44116-60B20*	15-1114	43410-12260*	15-1346	43410-20721*	15-0351
6Q0.498.099C	15-1403	28021-KA580*	15-1320	44101-71C41*	15-1252	44116-60B30*	15-1114	43410-12260*	15-1347	43410-32010*	15-1070
		28091-AA012*	15-1084	44101-78010*	15-1080	44116-64B10*	15-1149	43410-12270*	15-1346	43410-32011*	15-1070
		28091-AA094*	15-1247	44101-78011*	15-1080			43410-12320*	15-0351	43410-32020*	15-1070
		28091-KA390*	15-1319	44101-78012*	15-1080			43410-12350*	15-1070	43410-32021*	15-1070
		28091-KA400*	15-1319	44101-80E00*	15-1361			43410-12350*	15-1346	43410-32022*	15-1070
		28091-KA410*	15-1319	44101-80E01*	15-1361			43410-12360*	15-0351	43410-32030*	15-1070
		28091-KA420*	15-1319	44101-80E21*	15-1360			43410-12400*	15-0351	43410-32031*	15-1070
		28091-KA480*	15-1319	44101-82015*	15-1068	TOYOTA		43410-12401*	15-0351	43410-32040*	15-1070
23221-GA232*	15-1046	28091-KA490*	15-1319	44101-82020*	15-1080			43410-12420*	15-0351	43410-32041*	15-1070
23221-GA233*	15-1046	28091-KA540*	15-1319	44101-82021*	15-1080	43405-60030*	15-0218	43410-12420*	15-1346	43410-32060*	15-1070
23221-GA242*	15-1018	28201-AA052*	15-1151	44101-82021*	15-1080	43405-60040*	15-0217	43410-12420*	15-1347	43410-32140*	15-0351
23221-GA243*	15-1018	7232--51001*	15-1274	44101-82313*	15-1080	43405-60050*	15-0218	43410-12430*	15-1346	43410-32141*	15-0351
23221-GA372*	15-1077	7232-21055*	15-1017	44101-82611*	15-1080	43405-60070*	15-1386	43410-12430*	15-1030	43410-32181*	15-1339
23221-GA373*	15-1077	7232-21392*	15-1040	44101-84012*	15-1117	43410-02040*	15-1352	43410-16050*	15-1030	43410-32182*	15-1339
23221-GA592*	15-1077	7232-51011*	15-1274	44101-84150*	15-1117	43410-02070*	15-1352	43410-16060*	15-1030	43410-32182*	15-1339
23221-GA593*	15-1077	7232-91003*	15-1040	44101-84331*	15-1117	43410-10020*	15-1253	43410-16080*	15-1030	43410-33010*	15-1339
23291-GA191*	15-1077	7232-91013*	15-1017	44101-86041*	15-1080	43410-10030*	15-1253	43410-16090*	15-1030	43410-33040*	15-1325
28021-AA003*	15-1247	7232-91013*	15-1017	44102-60B12*	15-1114	43410-10040*	15-1253	43410-20010*	15-1070	43410-42020*	15-0351
28021-AA011*	15-1247	7232-91130*	15-1274	44102-60B20*	15-1114	43410-10050*	15-1253	43410-20020*	15-1070	43410-42021*	15-1070
28021-AA012*	15-1247	7232-91140*	15-1274	44102-60B30*	15-1114	43410-10060*	15-1253	43410-20031*	15-1070	43420-02040*	15-1352
28021-AA013*	15-1247	7232-91300*	15-1274	44102-60DD0*	15-1068	43410-10070*	15-1271	43410-20040*	15-1070	43420-02070*	15-1352
28021-AA021*	15-1084	7232-91301*	15-1274	44102-60DD1*	15-1068	43410-10071*	15-1271	43410-20060*	15-1134	43420-10020*	15-1253
28021-AA022*	15-1084	7232-91310*	15-1274	44102-60G00*	15-1365	43410-10090*	15-1253	43410-20070*	15-1134	43420-10030*	15-1253
28021-AA031*	15-1084	7232-91311*	15-1274	44102-62B11*	15-1114	43410-10130*	15-1253	43410-20100*	15-1070	43420-10060*	15-1253
28021-AA032*	15-1084			44102-62B12*	15-1114	43410-10150*	15-1030	43410-20110*	15-0351	43420-10070*	15-1271
28021-AA033*	15-1084			44102-62B22*	15-1114	43410-12020*	15-1030	43410-20111*	15-0351	43420-10071*	15-1271
28021-AA051*	15-1151			44102-63B10*	15-1114			43410-20151*	15-1346	43420-10090*	15-1253

* =OE Semiassa/ Driveshaft/ Trasmission/ Achswelle/ Semieje

=OE Giunto senza KIT/ CVJ w/o KIT/ Joint sans Kit/ Gelenk Ohne Satz/ Junta sin Kit

ADATTABILE A ADATABLE TO	METELLI ref.	ADATTABILE A ADATABLE TO	METELLI ref.	ADATTABILE A ADATABLE TO	METELLI ref.	ADATTABILE A ADATABLE TO	METELLI ref.	ADATTABILE A ADATABLE TO	METELLI ref.	ADATTABILE A ADATABLE TO	METELLI ref.
TOYOTA		43420-20191*	15-1207	VAUXHALL		90511256	17-0278	171.407.311K#	15-1021	191.407.272AF	17-0172
		43420-20221*	15-0351			90538427	15-1287	171.407.311L#	15-1096	191.407.272AG	17-0172
		43420-20241*	15-0351			90538595	15-1289	171.407.311P#	15-1050	191.407.272AK	17-0189
43420-10130*	15-1253	43420-20270*	15-1393	07837456	15-1029			171.407.331C#	16-1003	191.407.272AQ	17-0053
43420-10150*	15-1030	43420-20271*	15-1393	07837457	15-1029			171.407.331E#	16-1003	191.407.272AQ	17-0354
43420-12020*	15-1030	43420-20281*	15-1346	07839615	15-1029			171.407.331F	16-0004	191.407.272AS	17-0418
43420-12021*	15-1030	43420-20291*	15-1070	26029827	17-0280			171.407.331F#	16-1004	191.407.272BA	17-0122
43420-12030*	15-1030	43420-20291*	15-1339	26029828	17-0279			171.407.331H	16-0004	191.407.272BD	17-0172
43420-12040*	15-1070	43420-20292*	15-1339	26032411	15-1116	VOLKSWAGEN		171.407.331H#	16-1004	191.407.272C	17-0003
43420-12060*	15-1030	43420-20301*	15-1070	26060700	15-1290			171.407.331K	16-0004	191.407.272C	17-0122
43420-12070*	15-1070	43420-20340*	15-1070	7839614	16-1026	113.501.331	16-0004	171.407.331K#	16-1004	191.407.272CV	17-0172
43420-12090*	15-1030	43420-20380*	15-0351	90095159	16-1008	113.501.331	16-1004	171.407.331L#	16-1003	191.407.272CX	17-0172
43420-12091*	15-1346	43420-20430*	15-1339	90125875	15-1008	113.598.101	16-1004	171.498.099	15-1004	191.407.272E	17-0122
43420-12100*	15-1070	43420-20431*	15-1339	90142329	16-1006	171.407.271	17-0052	171.498.099A	15-1021	191.407.272F	17-0172
43420-12101*	15-1070	43420-20490*	15-0351	90147008	15-1008	171.407.271B	17-0369	171.498.099B	15-1005	191.407.272H	17-0172
43420-12110*	15-1070	43420-20491*	15-0351	90157131	15-1007	171.407.271BX	17-0369	171.498.099C	15-1021	191.407.272J	17-0189
43420-12140*	15-1070	43420-32010*	15-1070	90199039	16-1006	171.407.271E	17-0369	171.498.103	16-1004	191.407.272N	17-0121
43420-12141*	15-1070	43420-32011*	15-1070	90235271	15-1052	171.407.271EX	17-0369	171.498.103C	16-1004	191.407.272X	17-0122
43420-12150*	15-0351	43420-32030*	15-1070	90297728	16-1016	171.407.271G	17-0052	183.498.099A	15-1150	191.407.274	17-0122
43420-12151*	15-0351	43420-32040*	15-1070	90304775	15-1057	171.407.271GX	17-0052	191.407.271	17-0121	191.407.274AX	17-0122
43420-12161*	15-1347	43420-32120*	15-0351	90334947	15-1056	171.407.271R	17-0052	191.407.271A	17-0002	191.407.274BX	17-0003
43420-12250*	15-1346	43420-32121*	15-0351	90334948	15-1051	171.407.271RX	17-0052	191.407.271B	17-0002	191.407.274BX	17-0122
43420-12250*	15-1347	43420-32122*	15-0351	90345303	15-1118	171.407.271S	17-0052	191.407.271C	17-0002	191.407.274CX	17-0172
43420-12260*	15-1346	43420-33010*	15-1339	90348324	17-0271	171.407.271T	17-0052	191.407.271H	17-0339	191.407.274DX	17-0172
43420-12310*	15-0351	43420-33030*	15-1326	90348325	17-0272	171.407.272	17-0053	191.407.271HX	17-0339	191.407.274EX	17-0053
43420-12370*	15-0351	43420-33040*	15-1325	90348326	17-0269	171.407.272AC	17-0418	191.407.271K	17-0339	191.407.274FX	17-0418
43420-16050*	15-1030	43420-41Y10*	15-1070	90348327	17-0270	171.407.272AF	17-0053	191.407.271L	17-0002	191.407.274RX	17-0122
43420-16060*	15-1030	43420-42020*	15-0351	90350824	17-0271	171.407.272AG	17-0053	191.407.271N	17-0121	191.407.274X	17-0122
43420-16080*	15-1030	43420-42021*	15-1070	90350824	17-0273	171.407.272AG	17-0354	191.407.271NV	17-0121	191.407.311#	15-1021
43420-16090*	15-1030	43460-19086*	15-1253	90350865	17-0276	171.407.272AP	17-0053	191.407.271NX	17-0121	191.407.311B#	15-1009
43420-20010*	15-1070	43460-19276*	15-1346	90350905	17-0275	171.407.272B	17-0053	191.407.271P	17-0002	191.407.311C#	15-1009
43420-20020*	15-1070	43460-19286*	15-1070	90350907	17-0272	171.407.272E	17-0053	191.407.271Q	17-0002	191.407.311F#	15-1009
43420-20040*	15-1134	43460-19306*	15-1070	90350907	17-0274	171.407.272EX	17-0053	191.407.271R	17-0002	191.407.311H#	15-1021
43420-20050*	15-1134	43460-19365*	15-1347	90350908	17-0269	171.407.272G	17-0053	191.407.271S	17-0339	191.407.311J#	15-1009
43420-20060*	15-1070	43470-19216*	15-1346	90350908	17-0277	171.407.272M	17-0053	191.407.271T	17-0339	191.407.311L#	15-1009
43420-20070*	15-1070	43470-19236*	15-1070	90350909	17-0270	171.407.272MX	17-0053	191.407.272	17-0122	191.407.331	16-0010
43420-20111*	15-1346	43470-19316*	15-1347	90350909	17-0278	171.407.272N	17-0053	191.407.272	17-0172	191.407.331#	16-1010
43420-20111*	15-1347	43470-29216*	15-1393	90350910	17-0361	171.407.272P	17-0053	191.407.272A	17-0003	191.407.331A	16-0010
43420-20120*	15-1070	43470-29218*	15-1393	90444327	17-0275	171.407.272X	17-0053	191.407.272A	17-0122	191.407.331A#	16-1010
43420-20121*	15-1346	43470-39086*	15-1070	90444328	17-0276	171.407.274CX	17-0053	191.407.272AA	17-0122	191.498.099	15-1021
43420-20121*	15-1347	43470-59015*	15-1392	90498406	15-1118	171.407.274DX	17-0418	191.407.272AB	17-0122	191.498.099A	15-1009
43420-20161*	15-0351	44410-33030*	15-1326	90498412	15-1289A	171.407.311#	15-1004	191.407.272AC	17-0003	191.498.099B	15-1009
43420-20170*	15-1070			90511247	17-0273	171.407.311D#	15-1049	191.407.272AC	17-0122	191.498.099F	15-1021
43420-20171*	15-0351			90511248	17-0274	171.407.311E#	15-1035	191.407.272AD	17-0122	191.498.103	16-1010B
43420-20172*	15-0351			90511255	17-0273	171.407.311F#	15-1021	191.407.272AE	17-0003	191.498.103A	16-1010B
43420-20190*	15-1207			90511255	17-0277	171.407.311J#	15-1005	191.407.272AE	17-0122	191.498.103C	16-1010B

ADATTABILE A ADATABLE TO	METELLI ref.	ADATTABILE A ADATABLE TO	METELLI ref.	ADATTABILE A ADATABLE TO	METELLI ref.	ADATTABILE A ADATABLE TO	METELLI ref.	ADATTABILE A ADATABLE TO	METELLI ref.	ADATTABILE A ADATABLE TO	METELLI ref.
VOLKSWAGEN		1H0.498.099	15-1009	357.407.271GX	17-0123	807.407.331#	16-1004	ZBA.407.311#	15-1049		
		1H0.498.099A	15-1189	357.407.271H	17-0123	811.407.311#	15-1050	ZBA.407.331	16-0004	VOLVO	
		1J0.407.271AC	17-0445	357.407.271HX	17-0123	811.498.099	15-1050	ZBA.407.331#	16-1004	30871328	15-1385
191.498.104	16-1010A	1J0.407.271AL	17-0445	357.407.271P	17-0123	811.498.099F	15-1096	ZBC.407.331	16-0004	3202921	16-1018
191.498.104A	16-1010A	1J0.407.271AP	17-0447	357.407.272	17-0124	811.498.103A	16-1010	ZBC.407.331#	16-1004	34330966*	15-1369
191.598.099	15-1096	1J0.407.271F	17-0445	357.407.272B	17-0124	823.407.313#	15-1049			34331017	15-1272
1H0.407.271	17-0352	1J0.407.271H	17-0447	357.407.272E	17-0355	855.407.311#	15-1128			3433105	15-1376
1H0.407.271A	17-0187	1J0.407.272	17-0448	357.407.272F	17-0124	855.498.099	15-1128	VOLKSWAGEN V. COMMERCIALI/ LCV		34349050	15-1273
1H0.407.271A	17-0356	1J0.407.272AK	17-0417	357.407.272FX	17-0124	855.498.099A	15-1128			8111303*	15-1133
1H0.407.271AV	17-0356	1J0.407.272AP	17-0446	357.407.272L	17-0124	855.498.099B	15-1128	861.498.099	15-1035	8601100	17-0459
1H0.407.271AX	17-0187	1J0.407.272AT	17-0448	357.407.272M	17-0124	861.498.099	15-1035	871.407.271CX	17-0127	8601100*	15-1133
1H0.407.271AX	17-0356	1J0.407.272F	17-0446	357.407.272MV	17-0124	871.407.271CX	17-0127	871.407.272EX	17-0128	211.501.331B#	16-1001
1H0.407.271F	17-0121	1J0.407.272J	17-0417	357.407.272MX	17-0124	871.407.272EX	17-0128	871.407.272G	17-0128	211.598.101	16-1001
1H0.407.271FX	17-0121	1J0.407.311C#	15-1189	357.407.311#	15-1009	871.407.272G	17-0128	871.407.311#	15-1034	212.501.331#	16-1001
1H0.407.271G	17-0356	1J0.407.311D#	15-1189	357.498.099	15-1009	871.407.311#	15-1034	871.498.099	15-1034	251.501.203B	17-0001
1H0.407.271H	17-0352	1J0.498.099	15-1241	357.498.099D	15-1009	871.498.099	15-1034	871.498.099A	15-1034	251.501.203BX	17-0001
1H0.407.271K	17-0356	1J0.498.099A	15-1241	357.498.099E	15-1189	893.407.311#	15-1050	893.498.099	15-1050	251.501.203D	17-0001
1H0.407.271V	17-0352	1J0.498.099E	15-1189	357.498.099EV	15-1189	893.498.099	15-1050	893.498.099	15-1050	251.501.203DX	17-0001
1H0.407.271X	17-0352	1J0.498.103	16-1022	357.498.099EX	15-1189	893.498.103	16-1010	893.498.103	16-1010	251.501.203G	17-0001
1H0.407.272	17-0355	1J0.407.271AP	17-0358	357.498.103	16-1010B	8D0.407.271AN	17-0201	8D0.407.271AN	17-0201	251.501.331#	16-1001
1H0.407.272A	17-0188	1J0.407.271H	17-0358	357.498.103A	16-1010B	8D0.407.271AP	17-0197	8D0.407.271AP	17-0197	251.598.101	16-1001
1H0.407.272AC	17-0353	251.598.101A	16-1014	357.498.103B	16-1010B	8D0.407.271AQ	17-0199	8D0.407.271AQ	17-0199	251.598.101A	16-1014
1H0.407.272AD	17-0355	321.407.311L#	15-1096	357.498.104	16-1010A	8D0.407.271AQ	17-0199	8D0.407.272AN	17-0202	431.407.311G	16-0014
1H0.407.272AF	17-0357	321.407.311M#	15-1096	3B0.498.099B	15-1381	8D0.407.272AN	17-0202	8D0.407.272AN	17-0202	431.407.311G#	16-1014
1H0.407.272AG	17-0353	321.407.331	16-0004	3B0.498.099D	15-1375	8D0.407.272AP	17-0198	8D0.407.272AP	17-0198	431.407.311G#	16-1014
1H0.407.272AX	17-0188	321.407.331#	16-1004	431.407.311C#	15-1150	8D0.407.272AQ	17-0200	8D0.407.272AQ	17-0200	431.407.331G	16-0014
1H0.407.272M	17-0188	321.407.331B	16-0004	431.407.311G	16-0014	8D0.407.305G#	15-1239	8D0.407.305G#	15-1239	431.407.331G#	16-1014
1H0.407.272M	17-0357	321.407.331B#	16-1004	431.407.311G#	16-1014	8D0.407.305J#	15-1267	8D0.407.305J#	15-1267	431.498.103C	16-1014
1H0.407.272MV	17-0357	321.407.331D	16-0010	431.407.331E	16-0004	8D0.407.305M#	15-1381	8D0.407.305M#	15-1381	443.407.331D	16-0014
1H0.407.272MX	17-0188	321.407.331D#	16-1010	431.407.331E#	16-1004	8D0.407.305Q#	15-1375	8D0.407.305Q#	15-1375	443.407.331D#	16-1014
1H0.407.272MX	17-0357	321.498.099	15-1049	431.407.331G	16-0014	8D0.407.451AV	17-0199	8D0.407.451AV	17-0199	443.498.103A	16-1014
1H0.407.272Q	17-0355	321.498.099A	15-1096	431.407.331G#	16-1014	8D0.407.451AX	17-0199	8D0.407.451AX	17-0199	701.407.271B	17-0186
1H0.407.272QV	17-0355	321.498.099B	15-1096	431.498.099B	15-1150	8D0.407.451BV	17-0201	8D0.407.451BV	17-0201	701.407.271C	17-0359
1H0.407.272QX	17-0355	321.498.099C	15-1050	431.498.103C	16-1014	8D0.407.451BX	17-0201	8D0.407.451BX	17-0201	701.407.321B#	15-1123
1H0.407.272S	17-0357	321.498.099E	15-1096	443.407.331D	16-0014	8D0.407.451V	17-0197	8D0.407.451V	17-0197	701.407.321C#	15-1124
1H0.407.272X	17-0355	321.498.099F	15-1096	443.407.331D#	16-1014	8D0.407.451X	17-0197	8D0.407.451X	17-0197	701.407.321D#	15-1230
1H0.407.274V	17-0353	321.498.103	16-1004	443.498.103A	16-1014	8D0.407.452AV	17-0200	8D0.407.452AV	17-0200	701.407.321E#	15-1229
1H0.407.274X	17-0353	321.498.103A	16-1004	4D0.498.099	15-1267	8D0.407.452AX	17-0200	8D0.407.452AX	17-0200	701.407.321G#	15-1229
1H0.407.311#	15-1189	321.498.103B	16-1010	4D0.598.099	15-1267	8D0.407.452BV	17-0202	8D0.407.452BV	17-0202	701.407.331A#	16-1019
1H0.407.311C#	15-1021	321.498.103C	16-1010A	6N0.407.311#	15-1190	8D0.407.452BX	17-0202	8D0.407.452BX	17-0202	701.407.331B#	16-1024
1H0.407.311D#	15-1009	321.498.103D	16-1010B	6N0.407.331#	16-1023	8D0.407.452V	17-0198	8D0.407.452V	17-0198	701.498.099	15-1123
1H0.407.331#	16-1003	357.407.271A	17-0123	6N0.498.099	15-1190	8D0.407.452X	17-0198	8D0.407.452X	17-0198	701.498.099A	15-1124
1H0.407.331B	16-0010	357.407.271B	17-0123	6N0.498.103	16-1023	8D0.498.099	15-1239	8D0.498.099	15-1239	701.498.099B	15-1230
1H0.407.331B#	16-1010	357.407.271D	17-0121	7M0.407.271J	17-0360	8D0.498.099B	15-1239	8D0.498.099B	15-1239	701.498.099C	15-1229
1H0.407.331D	16-0010	357.407.271EX	17-0123	7M0.407.272E	17-0267	8D0.498.099C	15-1377	8D0.498.099C	15-1377	7560070#	15-1002
1H0.407.331D#	16-1010	357.407.271G	17-0123	807.407.331	16-0004	8D0.498.099C	15-1379	8D0.498.099C	15-1379	7577041#	15-1002

* =OE Semiassa/ Driveshaft/ Trasmissione/ Achswelle/ Semieje

=OE Giunto senza KIT/ CVJ w/o KIT/ Joint sans Kit/ Gelenk Ohne Satz/ Junta sin Kit

METELLI ref.	MARCA MAKE	ADATTABILE A OE ADAPTABLE TO OE	LÖBRO	SPIDAN
15-0217	TOYOTA	43405-60040*		
15-0218	TOYOTA	43405-60030* / 43405-60050*		
15-0228	ZAZ		300950	
15-0341	LADA	11110-2215012		
15-1001	AUTOBIANCHI / FIAT / FIAT V. COMMERCIALI/ LCV INNOCENTI / SEAT / ZASTAVA	4087120# / 4247399# / 4308412# / 4308413# / 4308418# / 4313087# / 4328468# 4465504# / 4475837# / 5944690# / 7076344# / SE025141514B	300946# / 302035 300865#	0.021105 / 0.021250 0.021358
15-1002	FIAT / FIAT V. COMMERCIALI/ LCV LANCIA / SEAT / ZASTAVA	4390952# / 7560070# / 7577041# / SE138141915A	300947# / 302036	0.021252
15-1003	FIAT / LANCIA / SEAT	4393155# / 4393157# / 737319# / 7698632# / 7703689# / 82448780#	301974 / 300883#	0.021258
15-1004	VOLKSWAGEN	171.407.311# / 171.498.099	301018# / 302113	0.022454
15-1005	VOLKSWAGEN	171.407.311J# / 171.498.099B	301020# / 302115 302124	0.022457
15-1007	OPEL / PONTIAC (GM) / VAUXHALL	374066 / 90157131	300976# / 302066	0.021452
15-1008	CHEVROLET (GM) / GMB BRAZIL HOLDEN AUSTRALIA / OPEL VAUXHALL	374049 / 374061 / 90125875 / 90147008	301063# / 302168	0.021455
15-1009	SEAT / VOLKSWAGEN	191.407.311B# / 191.407.311C# / 191.407.311F# / 191.407.311J# / 191.407.311L# 191.498.099A / 191.498.099B / 1H0.407.311D# / 1H0.498.099 / 357.407.311# 357.498.099 / 357.498.099D	302177 / 302175 301072# / 301947 301948 / 301070# 300849#	0.022494 / 0.022600 0.023548
15-1010	HONDA	44305-634-003* / 44305-634-013* / 44305-634-023* / 44305-634-033* / 44305-671-003* 44305-671-023* / 44305-689-601* / 44305-692-003* / 44305-SA0-003* / 44306-634-013* 44306-657-000* / 44306-657-023* / 44306-659-000* / 44306-659-010* / 44306-671-003* 44306-671-033* / 44306-689-601* / 44306-692-003* / 44306-SA0-013*	300986# / 302079 300984# / 302077	0.020301 / 0.020303
15-1011	HONDA	44305-689-010* / 44305-689-030* / 44306-689-010*	300958# / 302078	0.020302
15-1013	FIAT / LANCIA	7629457#	300886# / 301976 301977	0.021234 / 0.021235
15-1014	FORD BRAZIL / FORD EUROPE	6069110 / 6099110 / 81AG3K187AA / 81AG3K187M	300879# / 301971	0.021760
15-1015	CITROEN / PEUGEOT	3273-17* / 3273-18* / 3273-20* / 3273-21* / 3273-23* / 3273-24* / 3274-79* 3274-80* / 3274-82* / 3274-83* / 3274-85* / 3274-86* / 95604719	300979# / 302070	0.020665
15-1016	FIAT / LANCIA	7656945# / 7750301# / 82486231#	300914# / 302008	0.021239
15-1017	SUBARU	7232-21055* / 7232-91013*	301007# / 302102	0.022151

Per ordinare i GIUNTI senza KIT, sostituire il primo numero dopo il precodice con 0 mantenendo invariate le ultime 3 cifre. (Es.:15-1001 c/KIT=15-0001 senza KIT / 16-1001 c/KIT =16-0001 senza KIT)
By request we supply outer and inner CVJ without KIT (Eg.:15-1001 with KIT=15-0001 without KIT / 16-1001 with KIT =16-0001 without KIT)

	MARCA MAKE	ADATTABILE A OE ADAPTABLE TO OE	LÖBRO	SPIDAN
15-1018	SUBARU	23221-GA242* / 23221-GA243*	302106 / 301011#	0.022162
15-1019	AUTOBIANCHI / FIAT / FIAT V. COMMERCIALI/ LCV LANCIA / SEAT	5944689# / 5959385# / 5998706#	302038 / 300948#	0.021255
15-1020	CITROEN V. COMMERCIALI/ LCV FIAT V. COMMERCIALI/ LCV PEUGEOT V. COMMERCIALI/ LCV	3273-60* / 3273-62* / 3273-C7* / 3273-N4* / 3273N4* / 3274-77* / 3274-78* 95606802* / 95606803* / 95606804* / 95646292 / 95646292# / 95646292* 96184033 / 96184033*	301092# / 302199	0.021257
15-1021	SEAT / VOLKSWAGEN	171.407.311F# / 171.407.311K# / 171.498.099A / 171.498.099C / 191.407.311# 191.407.311H# / 191.498.099 / 191.498.099F / 1H0.407.311C#	302114 / 302125 302123 / 302118 301021# / 301019# 302116 / 301023#	0.022456 / 0.022461 0.022795
15-1024	FORD AUSTRALIA / FORD USA MAZDA / MERCURY FORD USA	F001-25-400* / F001-25-400A* / F001-25-400B* / F001-25-600A* / F001-25-600B* F003-25-400A* / F003-25-400B* / F003-25-600A* / F003-25-600B* / F005-25-400A* F005-25-400B* / F005-25-400C* / F005-25-600A* / F005-25-600B* / F005-25-600C* F007-25-60 0A*	302111 / 301016#	0.021370
15-1025	AUDI	431.407.275# / 431.407.311A# / 431.498.099A / 431.498.099E / 803.407.275A# 803.498.099A	302149 / 301047#	0.020271
15-1026	CHRYSLER (USA) / CHRYSLER (USA) DODGE CHRYSLER (USA) PLYMOUTH EAGLE / HYUNDAI / MITSUBISHI PROTON	49507-21000* / 49508-21000* / MB 176160* / MB 176161* / MB 176463* / MB 176464* MB 176864* / MB 176865 / MB 176865* / MB 176866* / MB 176867* / MB 178865* MB 297148* / MB 297343* / MB 297344* / MB 297345* / MB 297346* / MB 297347* MB 297348* / MB 297353* / MB 297661* / MB 297662* / MB 297874* / MB 297999* MB 525577* / MB 526063* / MB 526064* / MB 526066* / MB 526067* / MB 526117* MB 526118* / MB 526443* / MB 526444* / MB 526453* / MB 526454* / MB 526531* MB 526547* / MB 526548* / MB 526581* / MB 526582* / MB 526853* / MB 526854* MB 526865* / MB 526866* / MB 526873* / MB 526897* / MB 526898* / MB 526999* MB 620770*	300981# / 302073	0.021381
15-1027	NISSAN	39100-M7270* / 39101-M7270* / 39112-M7225* / 39113-M7275* / 40010-M7226* 40011-M5626*	302097 / 300999#	0.020903
15-1028	HOLDEN AUSTRALIA / NISSAN	39100-11M00* / 39100-11M05* / 39101-11M00* / 39101-11M05*	302098 / 301000#	0.020904
15-1029	OPEL / VAUXHALL	07837456 / 07837456* / 07837457 / 07837457* / 07839615 / 07839615* / 374077* 374078* / 374092*	302067	0.021432
15-1030	HOLDEN AUSTRALIA / TOYOTA	43410-10150* / 43410-12020* / 43410-12021* / 43410-12050* / 43410-12060* 43410-12080* / 43410-12130* / 43410-16050* / 43410-16060* / 43410-16080*	301014# / 302109	0.022306

Per ordinare i GIUNTI senza KIT, sostituire il primo numero dopo il precodice con 0 mantenendo invariate le ultime 3 cifre. (Es.:15-1001 c/KIT=15-0001 senza KIT / 16-1001 c/KIT =16-0001 senza KIT)
By request we supply outer and inner CVJ without KIT (Eg.:15-1001 with KIT=15-0001 without KIT / 16-1001 with KIT =16-0001 without KIT)

* =OE Semiassse/ Driveshaft/ Trasmission/ Achswelle/ Semieje
=OE Giunto senza KIT/ CVJ w/o KIT/ Joint sans Kit/ Gelenk Ohne Satz/ Junta sin Kit

METELLI ref.	MARCA MAKE	ADATTABILE A OE ADAPTABLE TO OE	LÖBRO	SPIDAN
15-1030	HOLDEN AUSTRALIA / TOYOTA	43410-16090* / 43420-10150* / 43420-12020* / 43420-12021* / 43420-12030* 43420-12060* / 43420-12090* / 43420-16050* / 43420-16060* / 43420-16080* 43420-16090*		
15-1031	SAAB	8942633 / 8990574	302160 / 301058#	0.022109
15-1032	FIAT / LANCIA	7633434# / 7656944# / 7750299#	301979 / 300885#	0.021217
15-1033	ROVER	BAU 5467		0.020899
15-1034	VOLKSWAGEN	871.407.311# / 871.498.099 / 871.498.099A	302117 / 301022# 302122	0.022452 / 0.022469
15-1035	AUDI / VOLKSWAGEN	171.407.311E# / 861.498.099	302031 / 300940#	0.020285
15-1036	FORD EUROPE	6042051 / 77TT3K187EA	302028 / 300937#	0.021740
15-1037	FORD EUROPE	6071774 / 79TT3K187AA / 79TT3K187M	300938# / 302029	0.021751
15-1038	ROVER	27H7567 / BAU 2018 / BAU 4444		0.020551 / 0.020896 0.020921
15-1039	ROVER	17H8600 / CGV 1053 / GCV 1105		0.020895
15-1040	SUBARU	7232-21392* / 7232-91003*	301009# / 302104	0.022154
15-1041	FORD EUROPE	1078682 / 6168422 / 6485412 / 89FG3K183AA / R98FX3C242FA	300939# / 302030	0.023734
15-1042	FORD AUSTRALIA / MAZDA	G012-22-510*	301069# / 302174	0.021371
15-1043	NISSAN	39210-A03G0*		
15-1044	HONDA	44305-SB2-750* / 44305-SB2-751* / 44305-SB2-960* / 44305-SB2-961* / 44305-SF4-J21* 44305-SF4-J22* / 44305-SF4-J23* / 44305-SF4-J24* / 44305-SF4-J40* / 44305-SF4-J41* 44305-SF4-J42* / 44306-SB2-750* / 44306-SB2-751* / 44306-SB2-960* / 44306-SB2-961* 44306-SF4-J21* / 44306-SF4-J22* / 44306-SF4-J23*	302090 / 302091 300994# / 300990# 302089	0.020319 / 0.020320 0.020536
15-1045	HONDA	44305-SE0-912* / 44305-SE0-922* / 44305-SE0-923* / 44305-SE0-924* / 44305-SE0-G11* 44305-SE0-G12* / 44305-SE0-G21* / 44305-SE0-G22* / 44305-SE0-G23* / 44305-SE0-G24* 44305-SE0-J20* / 44305-SE0-J21* / 44305-SE0-J22* / 44306-SE0-910* / 44306-SE0-911* 44306-SE0-920* / 44306-SE0-921* / 44306-SE0-923* / 44306-SE0-G10* / 44306-SE0-G12* 44306-SE0-G20* / 44306-SE0-G21* / 44306-SE0-G23* / 44306-SE0-J20* / 44306-SE0-J21* 44306-SE0-J22* / 44306-SE0-J23*	300998# / 302094	0.021388
15-1046	SUBARU	23221-GA232* / 23221-GA233*	301012# / 302107	0.022166
15-1047	HYUNDAI / MITSUBISHI / PROTON	MB 297343 / MB 297343* / MB 297344 / MB 297344* / MB 297346 / MB 297346* MB 297347 / MB 297347* / MB 297348 / MB 297348* / MB 397343 / MB 397343* MB 397345 / MB 397345* / MB 526063 / MB 526063* / MB 526064 / MB 526064*	300980#	0.021380

Per ordinare i GIUNTI senza KIT, sostituire il primo numero dopo il precodice con 0 mantenendo invariate le ultime 3 cifre. (Es.:15-1001 c/KIT=15-0001 senza KIT / 16-1001 c/KIT =16-0001 senza KIT)
By request we supply outer and inner CVJ without KIT (Eg.:15-1001 with KIT=15-0001 without KIT / 16-1001 with KIT =16-0001 without KIT)

METELLI ref.	MARCA MAKE	ADATTABILE A OE ADAPTABLE TO OE	LÖBRO	SPIDAN
15-1047	HYUNDAI / MITSUBISHI / PROTON	MB 526066 / MB 526066* / MB 526067 / MB 526067* / MB 526581 / MB 526581* MB 526582 / MB 526582* / MB 526583 / MB 526583* / MB 526853 / MB 526853* MB 526854 / MB 526854* / MB 620166 / MB 620166* / MB 620170 / MB 620170*		
15-1048	CHRYSLER (USA) / CHRYSLER (USA) DODGE CHRYSLER (USA) PLYMOUTH EAGLE / HYUNDAI / MITSUBISHI	MB 297372* / MB 297373* / MB 297492* / MB 526350* / MB 526353* / MB 526377* MB 526453* / MB 526454* / MB 526464* / MB 526533* / MB 526666* / MB 526829*	300983# / 302989 302075 / 302987#	0.024210
15-1049	AUDI / VOLKSWAGEN	171.407.311D# / 321.498.099 / 823.407.313# / ZBA.407.311#	300970# / 302059	0.020257
15-1050	AUDI / VOLKSWAGEN	171.407.311P# / 321.498.099C / 811.407.311# / 811.498.099 / 893.407.311# 893.498.099	300845# / 301939 301049# / 302151	0.022458 / 0.022546
15-1051	OPEL / VAUXHALL	374176 / 90334948	301065# / 302169	0.021427
15-1052	OPEL / VAUXHALL	374015 / 374126 / 90235271	302170 / 301064#	0.021497
15-1053	HONDA	44010-S07-000* / 44010-SR3-J03* / 44010-SR3-J05* / 44010-SR3-J53* / 44010-SR7-030* 44010-ST7-N00* / 44011-S07-000* / 44011-SR3-J03* / 44011-SR3-J04* / 44011-SR3-J53* 44011-SR7-030* / 44011-ST7-N00* / 44305-SF1-910* / 44305-SF1-911* / 44305-SF1-912* 44305-SF1-913* / 44305-SF1-914* / 44305-SF1-G10* / 44305-SF1-G11* / 44305-SF1-G12* 44305-SF1-G13* / 44305-SK7-J21* / 44305-SK7-J22* / 44305-SK7-J23* / 44306-SF1-305* 44306-SF1-910* / 44306-SF1-911* / 44306-SF1-912* / 44306-SF1-913* / 44306-SF1-914* 44306-SF1-G12* / 44306-SF1-G13* / 44306-SF1-G14* / 44306-SK7-J21* / 44306-SK7-J22* 44306-SK7-J23*	300847# / 301941	0.022365
15-1053A	HONDA	44305-SF1-970* / 44305-SF1-971* / 44305-SF1-972* / 44305-SF1-973* / 44305-SH7-J83* 44305-SK7-J73* / 44305-SK7-J74* / 44305-SK7-J81* / 44305-SK7-J82* / 44306-SF1-973* 44306-SF1-974* / 44306-SK7-J73* / 44306-SK7-J74* / 44306-SK7-J81* / 44306-SK7-J82* 44306-SK7-J83* / 4A305-SF1-970*	301943 / 300842#	0.022349
15-1054	HONDA	44305-SE0-000* / 44305-SE0-010* / 44305-SE0-020* / 44305-SE0-G01* / 44305-SE0-G02* 44305-SE0-J00* / 44305-SE0-J01* / 44305-SH3-960* / 44305-SH3-961* / 44305-SH3-970* 44305-SH3-971* / 44305-SH3-980* / 44305-SH3-981* / 44305-SH3-A00* / 44305-SH3-A01* 44305-SH3-G00* / 44305-SH3-G01* / 44305-SH3-G10* / 44305-SH3-G11* / 44306-SE0-000* 44306-SE0-010* / 44306-SE0-020* / 44306-SE0-980* / 44306-SE0-981* / 44306-SE0-982* 44306-SE0-G01* / 44306-SE0-G02* / 44306-SH3-960* / 44306-SH3-961* / 44306-SH3-970* 44306-SH3-971* / 44306-SH3-980* / 44306-SH3-981* / 44306-SH3-A00* / 44306-SH3-A01* 44306-SH3-G00* / 44306-SH3-G01* / 44306-SH3-G10* / 44306-SH3-G11*	302458 / 302096 300996#	0.022360
15-1055	AUTOBIANCHI / SEAT	06X039534340 / 4127460 / 4127460# / SE022141915		0.021106

Per ordinare i GIUNTI senza KIT, sostituire il primo numero dopo il precodice con 0 mantenendo invariate le ultime 3 cifre. (Es.:15-1001 c/KIT=15-0001 senza KIT / 16-1001 c/KIT =16-0001 senza KIT)
By request we supply outer and inner CVJ without KIT (Eg.:15-1001 with KIT=15-0001 without KIT / 16-1001 with KIT =16-0001 without KIT)

* =OE Semiassse/ Driveshaft/ Trasmission/ Achswelle/ Semieje
=OE Giunto senza KIT/ CVJ w/o KIT/ Joint sans Kit/ Gelenk Ohne Satz/ Junta sin Kit

METELLI ref.	MARCA MAKE	ADATTABILE A OE ADAPTABLE TO OE	LÖBRO	SPIDAN
15-1056	OPEL / VAUXHALL	374175 / 90334947	300978# / 302069	0.021428
15-1057	OPEL / VAUXHALL	374147 / 90304775	302068 / 300977#	0.021496
15-1058	MAZDA	G002-25-500* / G002-25-500A* / G002-25-500B* / G002-25-600* / G002-25-600A* G002-25-600B* / G006-25-500* / G006-25-600* / G012-25-500* / G012-25-500A* G012-25-500B* / G012-25-600* / G012-25-600C* / G022-25-500* / G022-25-500A* G022-25-500B* / G022-25-600* / G022-25-600A* / G022-25-600C*	302174 / 301069#	0.021371
15-1059	FORD EUROPE / FORD USA MAZDA	G013-25-500* / G013-25-600* / G033-25-500* / G033-25-500B* / G033-25-600* G033-25-600D* / G043-25-500* / G043-25-500B* / G043-25-600* / G043-25-600D*	300930# / 302023	0.024007
15-1060	NISSAN	39100-50A00* / 39100-50A10* / 39100-77A00* / 39101-50A00* / 39101-50A10* 39101-77A00*	302100 / 301003# 301004#	0.021315
15-1061	ROVER	BAU 4414 / BAU 5645		0.020897
15-1062	SAAB	9102880	301060# / 302164	0.021907
15-1063	CITROEN / CITROEN V. COMMERCIALI/ LCV PEUGEOT	3272-00* / 3272-20* / 3273-55* / 3273-64* / 3273-65* / 3273-66* / 3273-67* 3273-69* / 3273-89* / 95598210		
15-1064	CHRYSLER (USA) / CHRYSLER (USA) DODGE HYUNDAI / MITSUBISHI	MB 297438* / MB 297678* / MB 297696* / MB 297699* / MB 526473* / MB 526831*	300921# / 302983	0.024211
15-1065	FIAT / FIAT V. COMMERCIALI/ LCV INNOCENTI	7656786#		
15-1066	AUDI	893.498.099E / 895.407.311#	301027# / 302128	0.022543
15-1067	FIAT	7647245# / 7720510#	301966 / 300866#	0.021229 / 0.021230
15-1068	HOLDEN AUSTRALIA / PONTIAC (GM) SUZUKI	44101-60DD0* / 44101-60DD1* / 44101-82015* / 44102-60DD0* / 44102-60DD1* 44115-82611*	302027 / 300936#	0.021080
15-1069	MAZDA	G001-25-500* / G001-25-500A* / G001-25-500B* / G001-25-500D* / G001-25-600* G001-25-600A* / G001-25-600B* / G001-25-600E* / G005-25-500* / G005-25-600* G011-25-500* / G011-25-600* / G021-25-500* / G021-25-500A* / G021-25-600* G021-25-600A* / G021-25-600C*	301017# / 302112	0.023506
15-1070	TOYOTA	43410-12040* / 43410-12070* / 43410-12090* / 43410-12100* / 43410-12140* 43410-12141* / 43410-12150* / 43410-12170* / 43410-12171* / 43410-12210* 43410-12350* / 43410-20010* / 43410-20020* / 43410-20031* / 43410-20040* 43410-20100* / 43410-20220* / 43410-20341* / 43410-32010* / 43410-32011* 43410-32020* / 43410-32021* / 43410-32022* / 43410-32030* / 43410-32031* 43410-32040* / 43410-32041* / 43410-32060* / 43410-42021* / 43420-12040*	301013# / 301015# 302108 / 302110	0.022305 / 0.022307

Per ordinare i GIUNTI senza KIT, sostituire il primo numero dopo il precodice con 0 mantenendo invariate le ultime 3 cifre. (Es.:15-1001 c/KIT=15-0001 senza KIT / 16-1001 c/KIT =16-0001 senza KIT)
By request we supply outer and inner CVJ without KIT (Eg.:15-1001 with KIT=15-0001 without KIT / 16-1001 with KIT =16-0001 without KIT)

METELLI ref.	MARCA MAKE	ADATTABILE A OE ADAPTABLE TO OE	LÖBRO	SPIDAN
15-1070	TOYOTA	43420-12070* / 43420-12100* / 43420-12101* / 43420-12110* / 43420-12140* 43420-12141* / 43420-20010* / 43420-20020* / 43420-20060* / 43420-20070* 43420-20120* / 43420-20170* / 43420-20291* / 43420-20301* / 43420-20340* 43420-32010* / 43420-32011* / 43420-32030* / 43420-32040* / 43420-41Y10* 43420-42021* / 43460-19286* / 43460-19306* / 43470-19236* / 43470-39086*		
15-1071	HONDA	44305-SA5-020* / 44305-SA5-620* / 44305-SA5-640* / 44305-SA5-641* / 44305-SB0-621* 44305-SB0-622* / 44305-SB0-623* / 44305-SB0-624* / 44306-SA5-020* / 44306-SA5-620* 44306-SA5-640* / 44306-SA5-641* / 44306-SA5-950* / 44306-SA5-951* / 44306-SB0-621* 44306-SB0-622* / 44306-SB0-624* / 44306-SB0-670* / 44306-SB0-671*	302084 / 302083 300991#	0.020307 / 0.020308
15-1072	HONDA	44305-SA7-000* / 44306-SA7-000*	300997#	
15-1073	HONDA		302171 / 301066#	0.022356
15-1073A	HONDA	44305-SD4-010* / 44305-SD4-020* / 44305-SD4-030* / 44306-SD4-010* / 44306-SD4-020* 44306-SD4-030* / 44306-SD4-922* / 44306-SD4-950* / 44306-SD4-951* / 44306-SD4-952*	302172 / 301067#	0.022357
15-1074	HONDA			
15-1074A	HONDA	44014-SD4-950*		
15-1075	CHEVY CHEVROLET / GEO (GM) HOLDEN AUSTRALIA / ISUZU	8-94108-634-3 / 8-94108-635-3 / 8-94364-332-0 / 8-94467-664-0 / 8-94467-667-0	302753# / 302779	0.023201
15-1076	CHEVY CHEVROLET / GEO (GM) HOLDEN AUSTRALIA / ISUZU	8-94158-130-2 / 8-94158-131-2 / 8-94405-227-2 / 8-94405-228-2 / 8-94467-669-0 8-94467-670-0 / 8-94467-671-0 / 8-94467-672-0	302778 / 302752#	0.023200
15-1077	SUBARU	23221-GA372* / 23221-GA373* / 23221-GA592* / 23221-GA593* / 23291-GA191*	301068# / 302173	0.022164
15-1078	CHEVY CHEVROLET / GEO (GM) TOYOTA	7849841	302758#	0.023614
15-1079	HONDA	44305-688-000* / 44305-688-020* / 44305-SA5-000* / 44305-SA5-010* / 44306-688-000* 44306-689-020* / 44306-SA5-000* / 44306-SA5-010*	300988# / 302081 302093	0.020305 / 0.021387
15-1080	CHEVY CHEVROLET / GEO (GM) HOLDEN AUSTRALIA / SUZUKI	44101-78010* / 44101-78011* / 44101-78012* / 44101-82020* / 44101-82021* 44101-82313* / 44101-82611* / 44101-86041* / 44102-78010* / 44102-78011* 44102-78012* / 44102-82020* / 44102-82021* / 44102-82313* / 44102-82611* 44102-86041* / 44115-78010	300936# / 302027	0.021080
15-1081	LADA	2108-2215010 / 2108-2215011 / 2108-2215012 / 2110-2215012	300952# / 302040	0.020817
15-1082	RENAULT	7701349025* / 7701349026* / 7701349028* / 7701349034* / 7701349689* / 7701349839* 7701351124* / 7701351264* / 7701352020* / 7701352025* / 7701394697* / 7701498918* 7701498919* / 7701498921*		

Per ordinare i GIUNTI senza KIT, sostituire il primo numero dopo il precodice con 0 mantenendo invariate le ultime 3 cifre. (Es.:15-1001 c/KIT=15-0001 senza KIT / 16-1001 c/KIT =16-0001 senza KIT)
By request we supply outer and inner CVJ without KIT (Eg.:15-1001 with KIT=15-0001 without KIT / 16-1001 with KIT =16-0001 without KIT)

* =OE Semiassse/ Driveshaft/ Trasmission/ Achswelle/ Semieje
=OE Giunto senza KIT/ CVJ w/o KIT/ Joint sans Kit/ Gelenk Ohne Satz/ Junta sin Kit

METELLI ref.	MARCA MAKE	ADATTABILE A OE ADAPTABLE TO OE	LÖBRO	SPIDAN
15-1083	ALFA ROMEO	547679* / 547682* / 548135* / 60504718* / 60506536# / 795283*	302004 / 300911#	0.020026
15-1084	SUBARU	28021-AA021* / 28021-AA022* / 28021-AA031* / 28021-AA032* / 28021-AA033* 28021-AA130* / 28021-AA131* / 28021-AA132* / 28021-AA511* / 28021-AA551* 28021-AC130* / 28091-AA012*	300848# / 301946	0.022175
15-1085	NISSAN	30205-13A25* / 39100-01A00* / 39100-01A01* / 39100-02A00* / 39100-03A01* 39101-01A00* / 39101-01A01* / 39101-02A00* / 39101-03A00* / 39202-13A25*	301001# / 302099	0.021308
15-1086	HONDA	44305-SB2-000* / 44305-SB2-010* / 44305-SF4-010* / 44305-SF4-020* / 44305-SF4-900* 44305-SF4-901* / 44305-SH3-000* / 44305-SH3-010* / 44305-SH3-A21* / 44306-SB2-000* 44306-SB2-010* / 44306-SF4-010* / 44306-SF4-020* / 44306-SH3-000* / 44306-SH3-010* 44306-SH3-A21*		0.020306 / 0.021385
15-1087	NISSAN	39211-50A00*	302100 / 301004#	0.021315
15-1088	NISSAN	39100-55A00* / 39101-55A00* / 39211-55A00*	300924# / 302017	0.020900
15-1089	ROVER	BAU 4851	302042 / 300954#	0.020898
15-1090	ROVER	BAU 5439 / BAU 5440	301032# / 302132	0.020914
15-1091	AUDI	893.407.311D# / 893.498.099B / 893.498.099F / 893.498.099H	300850# / 301951	0.022551
15-1092	FORD EUROPE	6079195 / 79TT3K187BA	300965# / 302054	0.021753
15-1093	ALFA ROMEO / FIAT / LANCIA	60605055# / 7652958# / 7656949# / 7750300# / 82486230#	302002 / 302001 300913# / 302009 301054#	0.021238 / 0.023838
15-1094	FIAT / LANCIA	82413699# / 82443532#	300917# / 302011	0.021242 / 0.021325
15-1095	FIAT / LANCIA	82449123# / 82480859#	300915#	0.021227
15-1096	AUDI / VOLKSWAGEN	171.407.311L# / 191.598.099 / 321.407.311L# / 321.407.311M# / 321.498.099A 321.498.099B / 321.498.099E / 321.498.099F / 811.498.099F	302060 / 300971#	0.020260
15-1097	DAIHATSU	43400-87728* / 43410-87000* / 43410-87710* / 43410-87711* / 43410-87714* 43410-87715* / 43410-87726* / 43410-87727* / 43410-87728* / 43410-87729* 43410-87731* / 43410-87732* / 43410-87733* / 43410-87735* / 43420-87000* 43420-87710* / 43420-87711* / 43420-87726* / 43420-87727* / 43420-87731* 43420-87735*	300867# / 301967	0.024806
15-1098	NISSAN	39100-01E02* / 39100-02E02* / 39101-01E02* / 39101-02E02*	302018 / 300925#	0.024409
15-1099	HONDA	44305-692-671* / 44306-692-671*		0.020304
15-1100	NISSAN	39100-11A00* / 39100-11A10* / 39100-11A20* / 39100-12A00* / 39100-12A10* 39100-12A20* / 39100-13A00* / 39100-13A01* / 39100-13A10* / 39100-13A20*	301000# / 302098	0.020904

Per ordinare i GIUNTI senza KIT, sostituire il primo numero dopo il precodice con 0 mantenendo invariate le ultime 3 cifre. (Es.:15-1001 c/KIT=15-0001 senza KIT / 16-1001 c/KIT =16-0001 senza KIT)
By request we supply outer and inner CVJ without KIT (Eg.:15-1001 with KIT=15-0001 without KIT / 16-1001 with KIT =16-0001 without KIT)

METELLI ref.	MARCA MAKE	ADATTABILE A OE ADAPTABLE TO OE	LÖBRO	SPIDAN
15-1100	NISSAN	39100-15A05* / 39100-16R05* / 39101-10A01* / 39101-11A00* / 39101-11A10* 39101-11A20* / 39101-12A00* / 39101-12A10* / 39101-12A20* / 39101-13A00* 39101-13A01* / 39101-13A10* / 39101-13A20* / 39101-16R05* / 39205-11A25* 39301-10A01* / 39301-11A00* / 39301-12A00* / 39301-13A00* / 39301-13A01*		
15-1101	HONDA	44305-SB2-982* / 44305-SD2-010* / 44305-SD2-020* / 44305-SD2-040* / 44305-SD2-961* 44305-SD2-962* / 44305-SD2-963* / 44305-SD2-964* / 44305-SD2-965* / 44305-SE7-050* 44305-SE7-752* / 44305-SF0-971* / 44305-SF0-972* / 44305-SH3-G21* / 44305-SH3-G23* 44305-SH3-G25* / 44305-SH3-J00* / 44305-SH3-J01* / 44305-SK7-010* / 44305-SK7-040* 44306-SB2-982* / 44306-SD2-010* / 44306-SD2-020* / 44306-SD2-030* / 44306-SD2-900* 44306-SD2-901* / 44306-SD2-903* / 44306-SD2-961* / 44306-SD2-962* / 44306-SD2-963* 44306-SD2-964* / 44306-SD2-965* / 44306-SE7-782* / 44306-SF0-970* / 44306-SF0-971* 44306-SF0-973* / 44306-SH3-G22* / 44306-SH3-G24* / 44306-SH3-G26* / 44306-SH3-J00* 44306-SH3-J01* / 44306-SH3-J10* / 44306-SH3-J11* / 44306-SH9-J00* / 44306-SH9-J01* 44306-SK7-010* / 44306-SK7-040*	300993# / 302088 302087	0.020311 / 0.020312
15-1102	RENAULT / RENAULT V. COMMERCIALI/ LCV	7701348089 / 7701348109 / 7701349769 / 7701351172 / 7701351607 7701498775 / 7701498955 / 7701348089 / 7701348089* / 7701348109 7701348109* / 7701349769 / 7701349769* / 7701351172 / 7701351172* / 7701351607 7701351607* / 7701498775 / 7701498775* / 7701498955 / 7701498955*		
15-1103	ALFA ROMEO / FIAT / LANCIA	5929237# / 5929240# / 82301373# / 82333811# / 82362521# / 82362524# / 8236523# 82428432# / 82439756# / 82440166#	301041# / 300906# 301997 / 302141	0.021290 / 0.021307
15-1104	HYUNDAI / MITSUBISHI	MB 176872* / MB 297376* / MB 297377* / MB 297385* / MB 297815* / MB 297818* MB 526455* / MB 526456* / MB 526464* / MB 526829*	300982# / 302632 302589# / 302074	0.021382
15-1105	FIAT / LANCIA	7659169# / 92601903#	301980 / 300888#	0.021329
15-1106	FIAT / LANCIA	46307080# / 7631082# / 7659161#	301975 / 300884# 301978 / 300887#	0.021224 / 0.021231
15-1108	RENAULT			
15-1109	ALFA ROMEO / FIAT / LANCIA	60810018# / 7646401# / 7698900#	302007 / 300918#	0.021232
15-1110	ALFA ROMEO / FIAT / LANCIA	60811033# / 7646402# / 7688157#	302006 / 300919#	0.021233
15-1111	AUDI	893.407.305# / 893.498.099A	301940 / 300846#	0.022547
15-1112	AUDI	893.407.305N# / 893.498.099M / 895.407.305B# / 895.498.099A / 895.498.099H 8A0.498.099	301950 / 300853#	0.022550
15-1113	HONDA	44305-SA5-623* / 44305-SA5-970* / 44305-SA5-971* / 44305-SB0-010* / 44305-SB0-020*	300992# / 302086	0.020309

Per ordinare i GIUNTI senza KIT, sostituire il primo numero dopo il precodice con 0 mantenendo invariate le ultime 3 cifre. (Es.:15-1001 c/KIT=15-0001 senza KIT / 16-1001 c/KIT =16-0001 senza KIT)
By request we supply outer and inner CVJ without KIT (Eg.:

METELLI ref.	MARCA MAKE	ADATTABILE A OE ADAPTABLE TO OE	LÖBRO	SPIDAN
15-1113	HONDA	44305-SB0-030* / 44305-SB0-970* / 44305-SB0-971* / 44305-SE7-750* / 44305-SF0-621* 44306-SA5-622* / 44306-SA5-623* / 44306-SA5-660* / 44306-SA5-661* / 44306-SA5-970* 44306-SA5-971* / 44306-SB0-010* / 44306-SB0-020* / 44306-SB0-030* / 44306-SB0-040* 44306-SB0-650* / 44306-SB0-651* / 44306-SB0-970* / 44306-SB0-971* / 44306-SE7-780* 44306-SF0-621* / 44306-SF0-671*	302085	
15-1114	GEO (GM) / SUZUKI	44101-60B12* / 44101-60B20* / 44101-60B30* / 44101-62B11* / 44101-62B12* 44101-62B22* / 44101-63B10* / 44101-63B20* / 44102-60B12* / 44102-60B20* 44102-60B30* / 44102-62B11* / 44102-62B12* / 44102-62B22* / 44102-63B10* 44102-63B20* / 44102-63B21* / 44116-60B20* / 44116-60B30*	302585# / 302628	0.021087
15-1115	DAEWOO	44105-78B00-000	302985# / 302984	0.020351
15-1116	OPEL / VAUXHALL	26032411 / 374218	302454	0.021429
15-1117	SUZUKI	44101-84012* / 44101-84150* / 44101-84331* / 44102-84012* / 44102-84150* 44102-84331*	301965	0.021081
15-1118	OPEL / VAUXHALL	374213 / 374263 / 90345303 / 90498406	302815# / 302861	0.020181
15-1119	AUDI	443.407.311# / 443.498.099D	301074# / 302181	0.022560
15-1120	CITROEN V. COMMERCIALI/ LCV FIAT V. COMMERCIALI/ LCV PEUGEOT V. COMMERCIALI/ LCV	9566722180# / 9566722180*		
15-1121	AUDI	443.407.305B# / 443.498.099B / 443.498.099C / 4A0.407.305E#	301075# / 302182 302183	0.022566 / 0.022581
15-1122	AUDI	893.498.099G / 895.407.305# / 895.498.099B	301026# / 302129	0.022544
15-1123	VOLKSWAGEN V. COMMERCIALI/ LCV	701.407.321B# / 701.498.099	301963 / 300861#	0.020595
15-1124	VOLKSWAGEN V. COMMERCIALI/ LCV	701.407.321C# / 701.498.099A	300862# / 301964	0.020596
15-1125	FORD EUROPE	6483685 / 92AG3K183BA / 92AG3K187BA	300881# / 301973	0.023736
15-1126	ALFA ROMEO	547680* / 795284*	300967# / 302055	0.020025
15-1127	AUDI	431.498.099D / 431.498.099F / 437.407.305# / 437.407.311A# / 443.407.305#	302150 / 301052#	0.020276
15-1128	AUDI / VOLKSWAGEN	855.407.311# / 855.498.099 / 855.498.099A / 855.498.099B	301048# / 302152	0.020294
15-1129	NISSAN	39100-01B01* / 39100-01B02* / 39100-01B05* / 39100-01B11* / 39100-01B15* 39100-01B60* / 39101-01B00* / 39101-01B05* / 39101-01B15* / 39204-01B28*	300945# / 302034	0.024433
15-1130	CHRYSLER (USA) DODGE / MITSUBISHI	MB 620178*		
15-1131	HONDA	44010-SL5-N01* / 44010-SS0-010* / 44010-SS0-030* / 44010-SS0-960* / 44010-SVA-000* 44011-SL5-N01* / 44011-SS0-010* / 44011-SS0-030* / 44011-SS0-940* / 44011-SS0-N01*	300923# / 302013	0.022355

Per ordinare i GIUNTI senza KIT, sostituire il primo numero dopo il precodice con 0 mantenendo invariate le ultime 3 cifre. (Es.:15-1001 c/KIT=15-0001 senza KIT / 16-1001 c/KIT =16-0001 senza KIT)
By request we supply outer and inner CVJ without KIT (Eg.:15-1001 with KIT=15-0001 without KIT / 16-1001 with KIT =16-0001 without KIT)

METELLI ref.	MARCA MAKE	ADATTABILE A OE ADAPTABLE TO OE	LÖBRO	SPIDAN
15-1131	HONDA	44011-SS0-N02* / 44011-SS0-N10* / 44011-SV4-N00* / 44305-SF1-915* / 44305-SM4-000* 44305-SM4-010* / 44305-SM4-020* / 44305-SM4-040* / 44305-SM4-980* / 44305-SM4-981* 44305-SM4-983* / 44305-SM4-984* / 44306-SF1-916* / 44306-SM4-010* / 44306-SM4-020* 44306-SM4-040* / 44306-SM4-980* / 44306-SM4-981* / 44306-SM4-983* / 44306-SM4-984*		
15-1131A	HONDA	44010-SL5-N82* / 44010-SS0-930* / 44010-SS0-981* / 44010-SS0-983* / 44010-SS0-J82* 44010-SS0-J84* / 44010-SV1-000* / 44010-SV1-950* / 44010-SV4-950* / 44010-SV4-951* 44010-SV4-N60* / 44011-SL5-N80* / 44011-SS0-930* / 44011-SS0-980* / 44011-SS0-982* 44011-SS0-J82* / 44011-SS0-J84* / 44011-SS0-N60* / 44011-SS0-N91* / 44011-SV1-N00* 44011-SV1-N50* / 44011-SV4-J00* / 44011-SV4-J50* / 44011-SV4-N01* / 44011-SV4-N50* 44305-SF1-975* / 44305-SM1-980* / 44305-SM1-981* / 44305-SM4-950* / 44305-SM4-952* 44305-SM4-953* / 44305-SM4-954* / 44305-SM4-J80* / 44305-SM4-J81* / 44305-SM4-J83* 44305-SM4-J84* / 44306-SF1-976* / 44306-SF1-J71* / 44306-SM1-980* / 44306-SM1-981* 44306-SM4-950* / 44306-SM4-952* / 44306-SM4-953* / 44306-SM4-954* / 44306-SM4-J80* 44306-SM4-J81* / 44306-SM4-J83* / 44306-SM4-J84*	302014 / 300901#	0.022352
15-1132	CITROEN V. COMMERCIALI/ LCV FIAT V. COMMERCIALI/ LCV PEUGEOT V. COMMERCIALI/ LCV	9566722380*		0.020633
15-1133	VOLVO	8111303* / 8601100* / 8601101*	301028# / 302148	0.020931
15-1134	TOYOTA	43410-20060* / 43410-20070* / 43420-20040* / 43420-20050*	302791 / 302767#	0.022313
15-1135	MAZDA	G013-25-500* / G013-25-600* / G023-25-500* / G023-25-600*	300897# / 301993	0.021368
15-1136	HOLDEN AUSTRALIA / NISSAN	39100-60A10* / 39100-65A00* / 39100-65A10* / 39101-60A10* / 39101-65A00* 39101-65A10*	302021 / 300904#	0.024436
15-1137	MAZDA	F013-25-400* / F013-25-600* / F023-25-400* / F023-25-600* / G072-25-500* G072-25-600*	302592# / 302593# 302635 / 302634	0.024040
15-1138	KIA / MAZDA		300896# / 301994	0.021649
15-1139	CITROEN / PEUGEOT	3272-E0* / 3272-E2* / 3273-L2* / 3273-L4*		
15-1140	AUDI	4A0.407.305A# / 4A0.407.305F# / 4A0.407.311C# / 4A0.498.099B / 4A0.498.099C 4A0.498.099J	300855# / 301954 301953	0.022528 / 0.022541
15-1141	FORD AUSTRALIA / MAZDA	F024-25-400* / F024-25-600* / F069-22-610C* / FA09-22-510A*		
15-1142	CITROEN / PEUGEOT	3272-F5* / 3273-78* / 3273-N2*		
15-1143	SAAB	9103672	302163 / 301059#	0.021908
15-1144	SAAB	4000659	302167 / 301062#	0.021909

Per ordinare i GIUNTI senza KIT, sostituire il primo numero dopo il precodice con 0 mantenendo invariate le ultime 3 cifre. (Es.:15-1001 c/KIT=15-0001 senza KIT / 16-1001 c/KIT =16-0001 senza KIT)

By request we supply outer and inner CVJ without KIT (Eg.:equest we s36.40359635936m s36.4035589.861 ISBT0 -8.42 8.5 0 34.2529 589.8643 Tm0.0278 Tw(001 wit /KIT=15-0)TJETs36.4034192-216m s36.403

METELLI ref.	MARCA MAKE	ADATTABILE A OE ADAPTABLE TO OE	LÖBRO	SPIDAN
15-1145	KIA / MAZDA	105015* / G024-25-500* / G024-25-600*		
15-1146	MAZDA	F037-25-500A*		0.024008
15-1147	CHRYSLER (USA) PLYMOUTH EAGLE / MITSUBISHI	MB 297991* / MB 297992* / MB 526972* / MB 526973*	301984 / 300876#	0.024215
15-1148	CHRYSLER (USA) / CHRYSLER (USA) DODGE CHRYSLER (USA) PLYMOUTH EAGLE / MITSUBISHI	MB 297871* / MB 297872* / MB 526908* / MB 526909*		
15-1149	SUZUKI	44116-64B10*	302586# / 302629	0.021088
15-1150	AUDI / VOLKSWAGEN	183.498.099A / 431.407.311C# / 431.498.099B	301089# / 302193	0.020279
15-1150A	AUDI	443.498.099	302196	0.022584
15-1151	SUBARU	28021-AA051* / 28021-AA053* / 28021-AA150* / 28021-AA151* / 28021-AA152* 28201-AA052*	300929#	0.022179
15-1152	ALFA ROMEO / LANCIA	82489521#	302457 / 301088# 302369# / 302190	0.021336 / 0.023831
15-1153	ALFA ROMEO / FIAT / FIAT V. COMMERCIALI/ LCV	60541802# / 60809609#	302025 / 300931#	0.023839
15-1154	FIAT / LANCIA	82466865#		
15-1155	FIAT / LANCIA	82466864#	302010 / 300920#	0.021240
15-1156	FORD EUROPE	6485414 / 89FG3K187CA	301972 / 300880#	0.023735
15-1157	MAZDA	B004-25-400A* / B004-25-600A* / F006-25-400* / F006-25-400A* / F006-25-400B* F006-25-400C* / F006-25-600* / F006-25-600A* / F006-25-600B* / F006-25-600C*	301995 / 300898#	0.023077
15-1158	SKODA / VOLKSWAGEN	115.420.170 / 115.420.214* / 115.420.217*	300953# / 302041	0.020639 / 0.023152
15-1159	DAIHATSU	43410-87103* / 43410-87104* / 43410-87113* / 43410-87114* / 43420-87103* 43420-87104* / 43420-87113* / 43420-87114*	301990 / 300894#	0.024805
15-1160	DAIHATSU	43410-87703* / 43410-87706* / 43420-87703* / 43420-87706* / 43470-87780*	302026 / 300935#	0.024804
15-1161	CHRYSLER (USA) DODGE / EAGLE MITSUBISHI	MB 525577* / MB 526558* / MB 526613* / MB 526614* / MB 526859* / MB 526867* MB 526868* / MB 526869*	301982 / 300889#	0.024212
15-1162	MITSUBISHI		300921# / 302983	0.024211
15-1163	NISSAN	39100-0M000* / 39100-0M005* / 39100-50Y00* / 39100-51Y00* / 39100-52Y00* 39100-53Y00* / 39101-0M005* / 39101-50Y00* / 39101-50Y01* / 39101-51Y00* 39101-52Y00* / 39101-53Y00* / 39211-50Y00*	301989 / 300893#	0.024432
15-1164	NISSAN	39100-72J20* / 39100-73J00* / 39101-73J00* / 39211-73J25*	300891# / 301987	0.024428
15-1165	NISSAN	39100-72J10* / 39100-73J20* / 39101-73J20* / 39211-72J25*	300892# / 301988	0.024429

Per ordinare i GIUNTI senza KIT, sostituire il primo numero dopo il precodice con 0 mantenendo invariate le ultime 3 cifre. (Es.:15-1001 c/KIT=15-0001 senza KIT / 16-1001 c/KIT =16-0001 senza KIT)
By request we supply outer and inner CVJ without KIT (Eg.:15-1001 with KIT=15-0001 without KIT / 16-1001 with KIT =16-0001 without KIT)

METELLI ref.	MARCA MAKE	ADATTABILE A OE ADAPTABLE TO OE	LÖBRO	SPIDAN
15-1166	SAAB	4103255	302200 / 301094#	0.023658
15-1167	SAAB	4000642	301061# / 302166	0.023656
15-1168	SAAB	8952905	301056# / 302165	0.023657
15-1169	SAAB	4103263	302201 / 301093#	0.023659
15-1170	SAAB	4002911 / 8963571	301057# / 302162	0.021906
15-1171	FORD USA / KIA / MAZDA	B002-25-400B* / B002-25-500* / B002-25-500B* / B002-25-600* / B002-25-600B* B003-25-400* / B003-25-400C* / B003-25-400D* / B003-25-600* / B003-25-600C* B003-25-600D* / KK333-25-400* / KK333-25-600*	300869# / 302982	0.020636 / 0.024006
15-1172	NISSAN	39100-71J00* / 39101-70J00* / 39211-71J25* / 39211-71J27*	300927# / 302015	0.024430
15-1173	NISSAN	39100-71J10* / 39101-70J10* / 39211-71J26*	302016 / 300928#	0.024431
15-1174	AUDI	441.407.305B# / 4A0.407.305G# / 4A0.407.311B# / 4A0.498.099 / 4A0.498.099D	300859# / 301959 301957 / 300857#	0.022591
15-1175	CITROEN / PEUGEOT	3272-E5* / 3273-E6* / 95656495 / 95656595		
15-1176	CITROEN / PEUGEOT	3272-C7* / 96141637*		
15-1177	CITROEN / PEUGEOT	3272-02* / 3272-09* / 3272-10* / 3272-11* / 3272-12* / 3273-71* / 3273-79* 3273-81* / 95615878		
15-1178	MITSUBISHI			
15-1179	CITROEN / PEUGEOT	3273-K1* / 95653010		
15-1180	CITROEN / PEUGEOT	3272-35* / 3272-N0* / 3273-A6* / 3273-T6* / 95653009		
15-1181	AUDI	811.407.305A# / 811.498.099A	302153 / 301051#	0.020295
15-1182	PEUGEOT	3272-98* / 3272-A1* / 3273-J6* / 3273-J9*		
15-1183	ALFA ROMEO	60589273*		
15-1184	LADA / MOSKVICH		302794 / 302319#	0.022996
15-1185	AUDI	893.407.305C# / 893.498.099D	301024# / 302061	0.022542
15-1186	LANCIA	7770910#		
15-1187	NISSAN	39100-24B00* / 39100-24B10* / 39101-24B00* / 39101-24B10* / 39211-24B00*		
15-1188	AUDI	895.407.305A# / 895.498.099C / 895.498.099D	300852# / 301952	0.022552
15-1189	AUDI / SEAT / SKODA / VOLKSWAGEN	1H0.407.311# / 1H0.498.099A / 1J0.407.311C# / 1J0.407.311D# / 1J0.498.099E 357.498.099E / 357.498.099EV / 357.498.099EX	300905# / 302024 302942# / 302963	0.022627 / 0.020340
15-1190	SEAT / VOLKSWAGEN	6N0.407.311# / 6N0.498.099	302764# / 302796	0.023675
15-1191	MITSUBISHI	MB 526544* / MB 526551* / MB 526553* / MB 526911*	302590#	0.024225
15-1192	FORD EUROPE	1003550 / 1078675 / 92AG3K183DA / 96AG3K183BB / R98FX3C242BA	302867# / 302870	0.020186

Per ordinare i GIUNTI senza KIT, sostituire il primo numero dopo il precodice con 0 mantenendo invariate le ultime 3 cifre. (Es.:15-1001 c/KIT=15-0001 senza KIT / 16-1001 c/KIT =16-0001 senza KIT)
By request we supply outer and inner CVJ without KIT (Eg.:15-1001 with KIT=15-0001 without KIT / 16-1001 with KIT =16-0001 without KIT)

* =OE Semiassie/ Driveshaft/ Trasmission/ Achswelle/ Semieje
=OE Giunto senza KIT/ CVJ w/o KIT/ Joint sans Kit/ Gelenk Ohne Satz/ Junta sin Kit

METELLI ref.	MARCA MAKE	ADATTABILE A OE ADAPTABLE TO OE	LÖBRO	SPIDAN
15-1192	FORD EUROPE		300872#	
15-1193	NISSAN	39100-44B00* / 39100-44B02* / 39100-44B10* / 39100-44B12* / 39101-44B00* 39101-44B02* / 39101-44B10* / 39101-44B12*		0.020104
15-1194	NISSAN	39100-4F400* / 39101-4F400*		0.020099
15-1195	AUDI	893.407.305G# / 893.498.099L / 8A0.407.305F#	301960 / 300858#	0.022639
15-1196	NISSAN	39100-41B00* / 39100-41B05* / 39100-41F100* / 39100-41F400* / 39100-45B00* 39100-4F100* / 39101-41B00* / 39101-41B05* / 39101-41F100* / 39101-41F400* 39101-45B00* / 39101-4F100* / 39211-4F125*		0.020079 / 0.020085
15-1197	NISSAN	39211-4F126*		0.020090 / 0.020094
15-1198	FORD EUROPE	1079587 / 6485415 / 92AG3K183M / 92AG3K187M	300900# / 302455	0.023610
15-1199	HYUNDAI / MITSUBISHI	MB 526402* / MB 526403*		
15-1200	FORD EUROPE	1023247 / 1079583 / 6757622 / 96BG3B413ABB	303085 / 302857#	0.020072
15-1201	FORD EUROPE	1023250 / 7024787 / 7024788 / 96BG3B413AAB	302856#	0.020070
15-1202	FORD EUROPE	7294547 / 93BG3B413BE		
15-1203	AUDI	431.498.099C / 437.407.305A# / 437.407.311# / 443.498.099A	302194 / 301090# 302197	0.020283
15-1204	RENAULT	7701349874* / 7701349880* / 7701349938* / 7701351479* / 7701351480* / 7701351484* 7701351571* / 7701351572*		
15-1205	ROVER	BAU 5466	300962# / 302051	0.020753 / 0.020915
15-1206	CITROEN / PEUGEOT / TOYOTA	3272-E4* / 3273-L5* / 95643689		
15-1207	LEXUS / TOYOTA	43410-20240* / 43410-20241* / 43420-20190* / 43420-20191*	302761# / 302814	0.020136
15-1208	CITROEN / PEUGEOT	3272-83* / 3273-G9* / 96141635* / 96164213*		
15-1209	FIAT	46307082#		
15-1210	FIAT	46307083#		
15-1211	ALFA ROMEO / FIAT	46307032# / 46307171# / 60812753#		
15-1212	ALFA ROMEO / FIAT	46307034# / 46307169# / 60812760#		
15-1213	FIAT / FIAT V. COMMERCIAL/ LCV	60812880#		
15-1214	FIAT	46429632#		
15-1215	PROTON	2081207 / MB 896742	302076 / 300951#	0.020184
15-1216	PEUGEOT	3272-E3* / 3272-F6* / 3273-L1*		
15-1219	AUDI	443.407.305C# / 443.498.099E	301053# / 302155	0.022572
15-1220	HONDA / ROVER	44011-SK3-E00* / GVC 1069	302049 / 300960#	0.020892

Per ordinare i GIUNTI senza KIT, sostituire il primo numero dopo il precodice con 0 mantenendo invariate le ultime 3 cifre. (Es.:15-1001 c/KIT=15-0001 senza KIT / 16-1001 c/KIT =16-0001 senza KIT)
By request we supply outer and inner CVJ without KIT (Eg.:15-1001 with KIT=15-0001 without KIT / 16-1001 with KIT =16-0001 without KIT)

METELLI ref.	MARCA MAKE	ADATTABILE A OE ADAPTABLE TO OE	LÖBRO	SPIDAN
15-1221	ROVER	GVC 1053	300958# / 302047	0.020890
15-1222	CITROEN / CITROEN V. COMMERCIALI/ LCV FIAT / FIAT V. COMMERCIALI/ LCV PEUGEOT / PEUGEOT V. COMMERCIALI/ LCV	9619947580# / 9619947580* / 9619947588# / 9619947588* / 9619947680# / 9619947680* 9619947688# / 9619947688* / 9621456388# / 9621456388* / 9621456488# / 9621456488*		
15-1223	LADA	2121-2215012	302130 / 301030#	0.020698
15-1224	LANCIA / PEUGEOT / PEUGEOT V. COMMERCIALI/ LCV CITROEN / CITROEN V. COMMERCIALI/ LCV FIAT / FIAT V. COMMERCIALI/ LCV	9617408188# / 9617408188* / 9617408288# / 9617408288* 9617408188# / 9617408188* / 9617408288# / 9617408288*		
15-1225	FIAT V. COMMERCIALI/ LCV	7758266#		
15-1226	FIAT / LANCIA	46307094#	302452 / 302587#	0.021247
15-1227	FIAT / LANCIA	46307107# / 46307108#	302453 / 302588#	0.021248
15-1229	VOLKSWAGEN V. COMMERCIALI/ LCV	701.407.321E# / 701.407.321G# / 701.498.099C	302447 / 302362#	0.022901
15-1230	VOLKSWAGEN V. COMMERCIALI/ LCV	701.407.321D# / 701.498.099B	302446 / 302363#	0.022900
15-1231	FIAT / FIAT V. COMMERCIALI/ LCV	46307122# / 7078573#		
15-1232	FIAT / FIAT V. COMMERCIALI/ LCV	46307121#		
15-1233	FORD BRAZIL	BD5M3W427A		
15-1234	DAEWOO / PONTIAC (GM)	26013831 / 510734	302801# / 302803	0.021482
15-1235	BUICK (GM) / CADILLAC (GM) CHEVY CHEVROLET / OLDSMOBILE (GM) PONTIAC (GM)	7837075 / 7842037 / 7843919 / 7845024		
15-1236	CITROEN V. COMMERCIALI/ LCV FIAT V. COMMERCIALI/ LCV PEUGEOT V. COMMERCIALI/ LCV	9567582280# / 9567582280*		
15-1239	AUDI / VOLKSWAGEN	8D0.407.305G# / 8D0.498.099 / 8D0.498.099B	300841# / 301955	0.022681
15-1240	FIAT	46307047# / 46307420#		
15-1241	AUDI / SEAT / SKODA / VOLKSWAGEN	1J0.498.099 / 1J0.498.099A	302961 / 302941# 302962	0.020338 / 0.020339
15-1242	HONDA	44011-SK3-E10*		
15-1243	CITROEN	96995952		0.020066
15-1244	ALFA ROMEO / FIAT / LANCIA	46307246# / 60815021#		
15-1245	ALFA ROMEO / FIAT	46307309# / 46307901#		
15-1246	NISSAN	39210-F4125*		

Per ordinare i GIUNTI senza KIT, sostituire il primo numero dopo il precodice con 0 mantenendo invariate le ultime 3 cifre. (Es.:15-1001 c/KIT=15-0001 senza KIT / 16-1001 c/KIT =16-0001 senza KIT)
By request we supply outer and inner CVJ without KIT (Eg.:15-1001 with KIT=15-0001 without KIT / 16-1001 with KIT =16-0001 without KIT)

* =OE Semiassie/ Driveshaft/ Trasmission/ Achswelle/ Semieje
=OE Giunto senza KIT/ CVJ w/o KIT/ Joint sans Kit/ Gelenk Ohne Satz/ Junta sin Kit

METELLI ref.	MARCA MAKE	ADATTABILE A OE ADAPTABLE TO OE	LÖBRO	SPIDAN
15-1247	SUBARU	28021-AA003* / 28021-AA011* / 28021-AA012* / 28021-AA013* / 28021-AA160* 28021-AA161* / 28021-AA162* / 28021-AA481* / 28021-AA491* / 28021-AA541* 28021-AC090* / 28091-AA094*	300895# / 301991	0.022177
15-1248	NISSAN	39100-0M301* / 39100-0M900* / 39100-0M905* / 39100-60Y00* / 39100-60Y05* 39100-61Y06* / 39100-62Y05* / 39100-63Y00* / 39100-63Y01* / 39101-0M301* 39101-0M900* / 39101-0M905* / 39101-60Y00* / 39101-60Y05* / 39101-61Y07* 39101-62Y05* / 39101-63Y00* / 39101-63Y01* / 39211-60Y00*	302765# / 302019 302789 / 300902#	0.024434
15-1249	NISSAN	39100-05E02* / 39100-10E02* / 39100-16E00* / 39100-16E02* / 39100-26E00* 39100-85E00* / 39100-85E10* / 39100-D5600* / 39100-D5610* / 39101-05E02* 39101-10E02* / 39101-16E00* / 39101-16E02* / 39101-26E00* / 39101-85E00* 39101-85E10* / 39101-D5600* / 39101-D5610*	302770# / 302793	0.024440
15-1250	HONDA	44511-SE0-406*	300843# / 301944	0.022350
15-1251	HONDA		301986 / 300890#	0.022353
15-1252	SUZUKI	44101-71C10* / 44101-71C30* / 44101-71C31* / 44101-71C40* / 44101-71C41* 44114-63B60*		0.021090
15-1253	TOYOTA	43410-10020* / 43410-10030* / 43410-10040* / 43410-10050* / 43410-10060* 43410-10090* / 43410-10130* / 43420-10020* / 43420-10030* / 43420-10060* 43420-10090* / 43420-10130* / 43460-19086*	302760# / 302785	0.022312
15-1254	FORD AUSTRALIA / MAZDA	F004-25-500A* / F004-25-500B* / F004-25-500C* / F004-25-600A* / F004-25-600B* F004-25-600C* / F020-25-600*	302368# / 302787	0.024046
15-1255	HONDA	44010-S04-J01* / 44010-SR1-003* / 44010-SR1-901* / 44010-SR3-020* / 44010-SR3-030* 44010-SR3-040* / 44010-SR3-901* / 44010-SR3-902* / 44010-SR3-903* / 44010-SR3-952* 44010-ST7-900* / 44011-S04-J01* / 44011-SR3-020* / 44011-SR3-030* / 44011-SR3-040* 44011-SR3-901* / 44011-SR3-902* / 44011-SR3-903* / 44011-SR3-952* / 44011-ST7-900*		
15-1256	MAZDA	M070-22-510* / M070-22-510A* / M070-25-500C* / M070-25-500D* / M070-25-600A* M070-25-600B*		
15-1257	ALFA ROMEO	60559887*	300912# / 302005	0.023834
15-1258	ALFA ROMEO / FIAT / LANCIA	46307241# / 46307398# / 60515370# / 60815227# / 60815370#		
15-1259	PEUGEOT			
15-1260	HONDA / ROVER	44305-SD9-013* / 44305-SH9-000* / 44305-SH9-003*		
15-1261	FORD USA / KIA / MAZDA	B005-25-400* / B005-25-400D* / B005-25-600* / B005-25-600D*	302757# / 302783	0.024048
15-1262	NISSAN			

Per ordinare i GIUNTI senza KIT, sostituire il primo numero dopo il precodice con 0 mantenendo invariate le ultime 3 cifre. (Es.:15-1001 c/KIT=15-0001 senza KIT / 16-1001 c/KIT =16-0001 senza KIT)
By request we supply outer and inner CVJ without KIT (Eg.:15-1001 with KIT=15-0001 without KIT / 16-1001 with KIT =16-0001 without KIT)

METELLI ref.	MARCA MAKE	ADATTABILE A OE ADAPTABLE TO OE	LÖBRO	SPIDAN
15-1263	CITROEN / PEUGEOT	3273-E1*		
15-1264	CITROEN / PEUGEOT	3272-60* / 3272-N1*		
15-1265	NISSAN	326461* / 326462* / 326582* / 39210-Y02G0*		
15-1266	SUZUKI			0.021007
15-1267	AUDI / VOLKSWAGEN	4D0.498.099 / 4D0.598.099 / 8D0.407.305J#	301961 / 300856#	0.022763
15-1268	FORD USA / MAZDA	G560-22-510A* / G560-25-500A* / G560-25-600A* / G568-22-510A* / G568-22-510B* G568-25-500* / G568-25-500A* / G568-25-600* / G568-25-600A* / G568-25-600B* G572-25-500* / G572-25-600* / G576-22-510A* / G576-25-500* / G576-25-600*	302763# / 302788	0.024047
15-1269	SAAB	4242236 / 4399325	302459 / 302371#	0.023639
15-1270	ROVER	GCV 1075	301034# / 302134	0.020894
15-1271	TOYOTA	43410-10070* / 43410-10071* / 43420-10070* / 43420-10071*		
15-1272	VOLVO	34331017	300969# / 302058	0.020826
15-1273	VOLVO	34349050	302057 / 300968#	0.020812
15-1274	SUBARU	7232--51001* / 7232-51011* / 7232-91130* / 7232-91140* / 7232-91300* 7232-91301* / 7232-91310* / 7232-91311*	300868# / 301969	0.022174
15-1275	NISSAN	39100-60Y10* / 39100-60Y15* / 39100-61Y16* / 39100-62Y00* / 39100-62Y10* 39100-62Y15* / 39100-63Y10* / 39100-63Y11* / 39101-60Y10* / 39101-60Y15* 39101-61Y17* / 39101-62Y00* / 39101-62Y10* / 39101-62Y15* / 39101-62Y16* 39101-63Y11* / 39101-63Y15* / 39211-60Y10*		
15-1276	NISSAN	335712*	302790 / 302766#	0.024438
15-1277	AUDI	447.407.305# / 447.498.099	302203 / 301096#	0.022568
15-1278	MAZDA			
15-1279	DAEWOO	510418 / 96160589		
15-1280	DAEWOO	96273571		
15-1281	CITROEN	3273-Z8*		
15-1282	PEUGEOT	3272-S5* / 3273-Y7* / 3273-Y9*		
15-1283	FORD EUROPE	1003548 / 1078670	302872 / 302869#	0.020188
15-1284	HONDA / ROVER	44340-SN7-315* / GCV 1112 / GVC 1117	302138 / 301038#	0.020919
15-1285	RENAULT	7701469363*		
15-1286	CITROEN V. COMMERCIAL/ LCV			
15-1287	OPEL / VAUXHALL	374002 / 90538427		
15-1288	ROVER	GCV 1119		

Per ordinare i GIUNTI senza KIT, sostituire il primo numero dopo il precodice con 0 mantenendo invariate le ultime 3 cifre. (Es.:15-1001 c/KIT=15-0001 senza KIT / 16-1001 c/KIT =16-0001 senza KIT)
By request we supply outer and inner CVJ without KIT (Eg.:15-1001 with KIT=15-0001 without KIT / 16-1001 with KIT =16-0001 without KIT)

* =OE Semiassa/ Driveshaft/ Trasmission/ Achswelle/ Semieje
=OE Giunto senza KIT/ CVJ w/o KIT/ Joint sans Kit/ Gelenk Ohne Satz/ Junta sin Kit

METELLI ref.	MARCA MAKE	ADATTABILE A OE ADAPTABLE TO OE	LÖBRO	SPIDAN
15-1289	OPEL / VAUXHALL	374003 / 90538595		
15-1289A	OPEL / VAUXHALL	374262 / 90498412	302863 / 302816#	0.020183
15-1290	OPEL / VAUXHALL	26060700 / 374346		
15-1291	FORD USA / MAZDA	G053-25-500* / G053-25-500B* / G053-25-600* / G053-25-600C* / G063-25-500* G063-25-500A* / G063-25-600* / G063-25-600A* / G564-2-510A* / G564-22-510A* G564-22-610A* / G564-25-500* / G564-25-600* / G570-22-510A*	302792 / 302769#	0.024044
15-1292	PEUGEOT	3272-S6*		
15-1293	NISSAN	39100-50Y10* / 39100-51Y10* / 39100-52Y10* / 39100-53Y10* / 39101-50Y10* 39101-50Y11* / 39101-51Y10* / 39101-52Y10* / 39101-53Y10*		
15-1294	DAIHATSU	43420-87722* / 43420-87725* / 43420-87730* / 43460-87F86* / 43470-87F88* 43470-87F89*	302759# / 302784	0.024813
15-1295	DAIHATSU	43410-87717* / 43410-87718* / 43410-87722* / 43410-87725* / 43410-87730* 43420-87717* / 43420-87718*	301968 / 300864#	0.024807
15-1296	FIAT / LANCIA	46307557# / 46307889#		
15-1297	ALFA ROMEO	46307308#		
15-1298	MERCEDES-BENZ V. COMMERCIALI/ LCV	000 330 00 36 / 000 330 15 85	302854#	0.020176
15-1299	HONDA / ROVER	GCV 1118		
15-1300	ALFA ROMEO	60815163#		
15-1301	HONDA	44011-S0A-951*		
15-1302	CITROEN / PEUGEOT V. COMMERCIALI/ LCV	3272-Y3*		
15-1303	ROVER	GCV 1088		
15-1304	MAZDA	F025-25-400* / F025-25-600*		
15-1304A	MAZDA	F039-22-510B* / F039-25-510B* / F069-25-600B*		
15-1305	NISSAN	39210-X08R0*		
15-1306	FIAT / LANCIA	46307234#		
15-1307	OPEL			
15-1308	AUDI	893.498.099P / 8A0.407.305G#	301029# / 302184	0.022748
15-1309	FIAT	46307394#		
15-1310	RENAULT	7701352471*		
15-1311	DAEWOO	510736 / 96243573 / 96257802		
15-1312	NISSAN	39100-1C100* / 39100-2J205* / 39100-50R00* / 39100-50R10* / 39100-61E00* 39100-62E00* / 39100-64E05* / 39100-65J00* / 39100-70N00* / 39100-70N05*		

Per ordinare i GIUNTI senza KIT, sostituire il primo numero dopo il precodice con 0 mantenendo invariate le ultime 3 cifre. (Es.:15-1001 c/KIT=15-0001 senza KIT / 16-1001 c/KIT =16-0001 senza KIT)
By request we supply outer and inner CVJ without KIT (Eg.:15-1001 with KIT=15-0001 without KIT / 16-1001 with KIT =16-0001 without KIT)

METELLI ref.	MARCA MAKE	ADATTABILE A OE ADAPTABLE TO OE	LÖBRO	SPIDAN
15-1312	NISSAN	39100-71N04* / 39100-71N05* / 39100-74N00* / 39100-80E00* / 39100-80E05* 39100-D4600* / 39101-2J205* / 39101-50R00* / 39101-50R10* / 39101-61E00* 39101-62E00* / 39101-65J00* / 39101-65J05* / 39101-70N00* / 39101-70N05* 39101-72N00* / 39101-74N00* / 39101-75N00* / 39101-80E00* / 39101-80E05* 39101-D4600* / 39211-32R00* / 39211-65J00*		
15-1313	AUDI	893.498.099C	300851# / 301949	0.022548
15-1314	NISSAN			
15-1315	NISSAN	39100-64Y00* / 39100-64Y05* / 39101-64Y00* / 39101-64Y05* / 39211-64Y00*	300903# / 302020	0.024435
15-1316	RENAULT	7701349955* / 7701351995* / 7701352001*		
15-1317	RENAULT	7701349992* / 7701351130*		
15-1318	SUBARU			
15-1319	SUBARU	28091-KA390* / 28091-KA400* / 28091-KA410* / 28091-KA420* / 28091-KA480* 28091-KA490* / 28091-KA540*		
15-1320	SUBARU	28021-KA440* / 28021-KA450* / 28021-KA570* / 28021-KA580*		
15-1321	NISSAN	39100-64Y10* / 39100-64Y15* / 39101-64Y10* / 39101-64Y15* / 39211-64Y10*		
15-1322	PROTON	MB 937965		
15-1323	NISSAN	39100-73N00* / 39101-73N00* / 39101-73N01*		
15-1324	NISSAN			
15-1325	LEXUS / TOYOTA	43410-33040* / 43420-33040*	302860 / 302799#	0.020178
15-1326	TOYOTA	43420-33030* / 44410-33030*		
15-1327	NISSAN			
15-1328	FORD USA / MAZDA	G054-25-500A* / G054-25-600C* / G064-25-500* / G064-25-500A* / G064-25-600* G064-25-600A*	302977 / 302978#	0.024051
15-1329	MITSUBISHI	MB 526437* / MB 526438* / MB 526914* / MB 620034* / MB 620957* / MB 837261* MB 837262* / MB 837263* / MB 837264* / MB 837265* / MB 837641* / MB 837642* MB 886230* / MB 936359* / MB 936778* / MB 936779* / MR 111060* / MR 111061* MR 165842*	301985 / 300877#	
15-1330	CHRYSLER (USA)	326807		
15-1331	MITSUBISHI / PROTON	MR 111856 / MR 111856*		
15-1332	MITSUBISHI / PROTON	MB 896525 / MB 896525* / MB 896526 / MB 896526* / MB 937996 / MB 937996* MR 111854 / MR 111854*	300875# / 301983	0.024214
15-1333	DAIHATSU	43410-87223* / 43410-87225* / 43410-87226* / 43410-87242* / 43420-87223*	302366# / 302450	0.024810

Per ordinare i GIUNTI senza KIT, sostituire il primo numero dopo il precodice con 0 mantenendo invariate le ultime 3 cifre. (Es.:15-1001 c/KIT=15-0001 senza KIT / 16-1001 c/KIT =16-0001 senza KIT)
By request we supply outer and inner CVJ without KIT (Eg.:15-1001 with KIT=15-0001 without KIT / 16-1001 with KIT =16-0001 without KIT)

* =OE Semiassie/ Driveshaft/ Trasmission/ Achswelle/ Semieje
=OE Giunto senza KIT/ CVJ w/o KIT/ Joint sans Kit/ Gelenk Ohne Satz/ Junta sin Kit

METELLI ref.	MARCA MAKE	ADATTABILE A OE ADAPTABLE TO OE	LÖBRO	SPIDAN
15-1333	DAIHATSU	43420-87225* / 43420-87226*		
15-1334	TOYOTA			
15-1335	MAZDA			
15-1336	RENAULT	7701351948*		
15-1337	HONDA			
15-1339	TOYOTA	43410-32181* / 43410-32182* / 43410-33010* / 43420-20291* / 43420-20292* 43420-20430* / 43420-20431* / 43420-33010*	302814 / 302761#	0.020136
15-1340	DAIHATSU	43410-87242*	302451 / 302367#	0.024811 / 0.024811
15-1343	BUICK (GM)			
15-1344	BUICK (GM) / CHEVROLET (GM)			
15-1346	TOYOTA	43410-12131* / 43410-12260* / 43410-12270* / 43410-12350* / 43410-12420* 43410-12430* / 43410-20151* / 43410-20341* / 43410-20440* / 43410-20450* 43420-12091* / 43420-12250* / 43420-12260* / 43420-20111* / 43420-20121* 43420-20281* / 43460-19276* / 43470-19216*	300878# / 301992	0.022311
15-1347	TOYOTA	43410-12191* / 43410-12260* / 43410-12420* / 43410-20151* / 43410-20444* 43420-12161* / 43420-12250* / 43420-20111* / 43420-20121* / 43460-19365* 43470-19316*		
15-1348	NISSAN	39211-2F025*	303379# / 303380	0.020232 / 0.020232
15-1349	NISSAN	39211-2F225*		
15-1350	MAZDA	G024-25-500A* / G024-25-500B* / G024-25-600A*		
15-1351	TOYOTA	43410-12181* / 43410-12211* / 43410-12320* / 43410-12360* / 43410-12400* 43410-12401* / 43410-12420* / 43410-20110* / 43410-20111* / 43410-20221* 43410-20222* / 43410-20291* / 43410-20311* / 43410-20420* / 43410-20530* 43410-20540* / 43410-20720* / 43410-20721* / 43410-32140* / 43410-32141* 43410-42020* / 43420-12150* / 43420-12151* / 43420-12310* / 43420-12370* 43420-20161* / 43420-20171* / 43420-20172* / 43420-20221* / 43420-20241* 43420-20380* / 43420-20490* / 43420-20491* / 43420-32120* / 43420-32121* 43420-32122* / 43420-42020*		
15-1352	TOYOTA	43410-02040* / 43410-02070* / 43420-02040* / 43420-02070*		
15-1353	RENAULT	360113KTX*		
15-1354	FORD EUROPE	3652045* / 3652047* / 3667428* / 3667429*	303332 / 303333#	0.021184
15-1355	BUICK (GM) / OLDSMOBILE (GM)	Velcon: 326542		

Per ordinare i GIUNTI senza KIT, sostituire il primo numero dopo il precodice con 0 mantenendo invariate le ultime 3 cifre. (Es.:15-1001 c/KIT=15-0001 senza KIT / 16-1001 c/KIT =16-0001 senza KIT)
By request we supply outer and inner CVJ without KIT (Eg.:15-1001 with KIT=15-0001 without KIT / 16-1001 with KIT =16-0001 without KIT)

METELLI ref.	MARCA MAKE	ADATTABILE A OE ADAPTABLE TO OE	LÖBRO	SPIDAN
15-1356	CHRYSLER (USA) / CHRYSLER (USA) DODGE CHRYSLER (USA) PLYMOUTH	Velcon: 326300 Velcon: 326300		
15-1357	FORD USA MERCURY	Velcon: 325641		
15-1358	FIAT	46307322#		
15-1359	DAIHATSU	43410-87234* / 43420-87234*		
15-1360	SUZUKI	44101-80E21* / 44102-80E21*		
15-1361	SUZUKI	44101-80E00* / 44101-80E01* / 44102-80E00* / 44102-80E01*		0.021030
15-1362	SUZUKI		302980#	
15-1364	FORD EUROPE	1074308 / 1117155 / 98AG3K183BA / 98AX3C242DA		
15-1365	SUZUKI	44101-60G00* / 44101-60G01* / 44101-60G10* / 44102-60G00*		
15-1366	ROVER	GCV 1076 / TDJ 10016		
15-1367	MERCEDES-BENZ	168 360 18 72*		
15-1368	VOLVO	8601102* / 8601103* / 9122919* / 9122920*	301078# / 302192	0.020930
15-1369	VOLVO	34303966*	301043# / 302142	0.020827 / 0.020827
15-1370	HYUNDAI	49508-29A00*		
15-1371	OPEL V. COMMERCIALI/ LCV RENAULT V. COMMERCIALI/ LCV	7700102978 / 7700102980 / 7700102998 / 7700102999		
15-1372	MAZDA		303184 / 303182#	0.021034 / 0.021034
15-1373	MERCEDES-BENZ V. COMMERCIALI/ LCV	638 334 23 34*	303152# / 303382 303381#	0.021011 / 0.020228
15-1374	FIAT	46307572#		
15-1375	VOLKSWAGEN	3B0.498.099D / 8D0.407.305Q#		
15-1376	VOLVO	3433105	302143 / 301044#	0.020828 / 0.020828
15-1377	AUDI / VOLKSWAGEN	8D0.498.099C	300840# / 301956	0.022747
15-1378	RENAULT	7700110484*		
15-1379	AUDI / VOLKSWAGEN	8D0.498.099C	301956 / 300840#	0.022747
15-1380	SUZUKI		300871# / 301970	
15-1381	AUDI / VOLKSWAGEN	3B0.498.099B / 8D0.407.305M#		
15-1382	PEUGEOT	3272-3C*		
15-1383	ROVER	GCV 1146 / TFB 000140		
15-1384	MAZDA		303181# / 303183	0.021033 / 0.021033
15-1385	VOLVO	30871328		

Per ordinare i GIUNTI senza KIT, sostituire il primo numero dopo il precodice con 0 mantenendo invariate le ultime 3 cifre. (Es.:15-1001 c/KIT=15-0001 senza KIT / 16-1001 c/KIT =16-0001 senza KIT)
By request we supply outer and inner CVJ without KIT (Eg.:15-1001 with KIT=15-0001 without KIT / 16-1001 with KIT =16-0001 without KIT)

* =OE Semiassa/ Driveshaft/ Trasmission/ Achswelle/ Semieje
=OE Giunto senza KIT/ CVJ w/o KIT/ Joint sans Kit/ Gelenk Ohne Satz/ Junta sin Kit

METELLI ref.	MARCA MAKE	ADATTABILE A OE ADAPTABLE TO OE	LÖBRO	SPIDAN
15-1386	TOYOTA	43405-60070*	303318#	0.021177
15-1387	FIAT	46307914#		
15-1388	FIAT	46307887#		
15-1389	FORD EUROPE / SEAT / VOLKSWAGEN	1007695 / 1084716		
15-1390	OPEL	374068		
15-1391	OPEL	374423		
15-1392	TOYOTA	43470-59015*		
15-1393	TOYOTA	43410-20320* / 43410-20321* / 43420-20270* / 43420-20271* / 43470-29216* 43470-29218*		
15-1394	OPEL	4700644 / 4701110		
15-1395	DAEWOO	96243575 / 96257801		
15-1396	FIAT	46307886#		
15-1397	AUDI	6Q0.498.099		
15-1398	KIA	OK202-25-400* / OK202-25-600*	302968# / 302969	
15-1399	ROVER	GCV 1123 / TFB 000070		
15-1400	OPEL	374368		
15-1401	DAEWOO	96257803		
15-1402	DAEWOO	96257804		
15-1403	SKODA	6Q0.498.099C		
15-1404	MITSUBISHI	MB 837426*		
15-1405	KIA		303093# / 303120	
15-1406	HYUNDAI	49507-02A10*		
15-1407	CITROEN	3272-EN*		
16-0002	ALFA ROMEO / FIAT / FIAT V. COMMERCIALI/ LCV LANCIA / SEAT	4315132 / 60806930 / 82282139 / 92601388 / 92601892 / 9936769	301136 / 301127 301129	
16-0004	AUDI / SEAT / VOLKSWAGEN	113.501.331 / 171.407.331F / 171.407.331H / 171.407.331K / 321.407.331 321.407.331B / 431.407.331E / 807.407.331 / ZBA.407.331 / ZBC.407.331	301106 / 301118 301116	
16-0010	AUDI / SEAT / VOLKSWAGEN	191.407.331 / 191.407.331A / 1H0.407.331B / 1H0.407.331D / 321.407.331D	301140 / 301141	
16-0014	ALFA ROMEO / AUDI / VOLKSWAGEN VOLKSWAGEN V. COMMERCIALI/ LCV	431.407.311G / 431.407.331G / 443.407.331D / 7548099	301160 / 301162	
16-1001	VOLKSWAGEN V. COMMERCIALI/ LCV	211.501.331B# / 211.598.101 / 212.501.331# / 251.501.331# / 251.598.101	301137# / 301151# 302255	0.022407

Per ordinare i GIUNTI senza KIT, sostituire il primo numero dopo il precodice con 0 mantenendo invariate le ultime 3 cifre. (Es.:15-1001 c/KIT=15-0001 senza KIT / 16-1001 c/KIT =16-0001 senza KIT)
By request we supply outer and inner CVJ without KIT (Eg.:15-1001 with KIT=15-0001 without KIT / 16-1001 with KIT =16-0001 without KIT)

METELLI ref.	MARCA MAKE	ADATTABILE A OE ADAPTABLE TO OE	LÖBRO	SPIDAN
16-1002	FIAT / FIAT V. COMMERCIALI/ LCV LANCIA / SEAT	4315132 / 4315132# / 60806930 / 60806930# / 82282139 / 82282139# / 92601388 92601388# / 92601892 / 92601892# / 9936769 / 9936769#	302241 / 301136# 301129# / 302251 302252 / 301127#	0.021311 / 0.021327
16-1002A	ALFA ROMEO	4315132# / 60806930# / 82282139# / 92601388# / 92601892# / 9936769#	302240	0.023522
16-1003	AUDI / SEAT / VOLKSWAGEN	171.407.331C# / 171.407.331E# / 171.407.331L# / 171.498.103B / 171.498.103D 1H0.407.331# / 861.498.103A	302229 / 301117# 302215	0.020286 / 0.022455
16-1004	AUDI / SEAT / VOLKSWAGEN	113.501.331 / 113.501.331# / 113.598.101 / 171.407.331F# / 171.407.331H# 171.407.331K# / 171.498.103 / 171.498.103C / 321.407.331# / 321.407.331B# 321.498.103 / 321.498.103A / 431.407.331E# / 807.407.331# / ZBA.407.331# ZBC.407.331#	301118# / 301116# 301106# / 302230 302232 / 302216 302231	0.020258 / 0.020266 0.022405
16-1004A	AUDI	431.498.103	302217	
16-1005	FORD EUROPE	1493963 / 72GG4635BA	302238 / 301128#	0.021561
16-1006	OPEL / VAUXHALL	374099 / 374100 / 90142329 / 90199039	301124# / 302228	0.021467
16-1007	FORD EUROPE	6073690 / 6073691 / 77TT3K177EB	302207 / 301100#	0.021752
16-1008	OPEL / VAUXHALL	374013 / 374027 / 90095159	302227 / 301123#	0.021451
16-1010	AUDI / VOLKSWAGEN	191.407.331 / 191.407.331# / 191.407.331A# / 1H0.407.331B# / 1H0.407.331D# 321.407.331D# / 321.498.103B / 811.498.103A / 893.498.103	302247 / 301140# 301141# / 302260	0.020289 / 0.022545
16-1010A	AUDI / SEAT / VOLKSWAGEN	191.498.104 / 191.498.104A / 321.498.103C / 357.498.104	302262	0.022498
16-1010B	AUDI / SEAT / VOLKSWAGEN	191.498.103 / 191.498.103A / 191.498.103C / 321.498.103D / 357.498.103 357.498.103A / 357.498.103B	302257 / 302261	0.022497
16-1012	AUDI	431.407.331H# / 443.498.103 / 811.407.331#	302248 / 302246 301135# / 301134#	0.022487
16-1014	ALFA ROMEO / AUDI / VOLKSWAGEN VOLKSWAGEN V. COMMERCIALI/ LCV	251.598.101A / 431.407.311G# / 431.407.331G# / 431.498.103C / 443.407.331D# 443.498.103A	301160# / 301162# 302287	0.020273
16-1014A	ALFA ROMEO	46307223* / 46307457*	302282	0.023521
16-1015	MOSKVICH			
16-1016	MERCEDES-BENZ V. COMMERCIALI/ LCV OPEL / VAUXHALL	414204 / 638 334 17 34 / 90297728	302297 / 301169#	0.021490
16-1017	ALFA ROMEO	700611#	301103# / 301159# 302211 / 302212 302281	0.020020 / 0.020021 0.020023
16-1018	VOLVO	3202921	302214 / 301104#	0.020811

Per ordinare i GIUNTI senza KIT, sostituire il primo numero dopo il precodice con 0 mantenendo invariate le ultime 3 cifre. (Es.:15-1001 c/KIT=15-0001 senza KIT / 16-1001 c/KIT =16-0001 senza KIT)
By request we supply outer and inner CVJ without KIT (Eg.:15-1001 with KIT=15-0001 without KIT / 16-1001 with KIT =16-0001 without KIT)

* =OE Semiassie/ Driveshaft/ Trasmission/ Achswelle/ Semieje

=OE Giunto senza KIT/ CVJ w/o KIT/ Joint sans Kit/ Gelenk Ohne Satz/ Junta sin Kit

METELLI ref.	MARCA MAKE	ADATTABILE A OE ADAPTABLE TO OE	LÖBRO	SPIDAN
16-1019	VOLKSWAGEN V. COMMERCIALI/ LCV	701.407.331A#	302305 / 301177#	0.020597
16-1020	ALFA ROMEO / FIAT / FIAT V. COMMERCIALI/ LCV	46307103# / 60812691# / 7660834#		
16-1022	AUDI / VOLKSWAGEN	1J0.498.103		
16-1023	SEAT / VOLKSWAGEN	6N0.407.331# / 6N0.498.103		
16-1024	VOLKSWAGEN V. COMMERCIALI/ LCV	701.407.331B#	302374# / 302464	0.022902
16-1025	ALFA ROMEO	46307515#		
16-1026	OPEL / VAUXHALL	374091 / 7839614		
16-1027	FORD AUSTRALIA / MAZDA	95NX25500DC / 95NX25500DC*	302652 / 302611#	0.024032
16-1028	LADA			
17-0001	VOLKSWAGEN V. COMMERCIALI/ LCV	251.501.203B / 251.501.203BX / 251.501.203D / 251.501.203DX / 251.501.203G	300669	0.022477
17-0002	SEAT / VOLKSWAGEN	191.407.271A / 191.407.271B / 191.407.271C / 191.407.271L / 191.407.271P 191.407.271Q / 191.407.271R	301537	0.022466
17-0003	VOLKSWAGEN	191.407.272A / 191.407.272AC / 191.407.272AE / 191.407.272C / 191.407.274BX	301538	0.022467
17-0004	CITROEN	327250 / 95601868 / 95624994 / 95648547 / 96033355 / 96042941 / 96601868	301905	0.020606
17-0005	CITROEN	327000 / 327368 / 3273C8 / 95601867 / 95601887 / 95624995 / 95648548 96033369 / 96042942	301906	0.020607
17-0006	CITROEN / CITROEN V. COMMERCIALI/ LCV PEUGEOT	3272-00 / 3273-66 / 3273-67 / 3273-69 / 955910737 / 95619481	301920	0.021615
17-0007	CITROEN / CITROEN V. COMMERCIALI/ LCV PEUGEOT	3272-20 / 3272-65 / 3273-55 / 3273-64 / 3273-65 / 3273-66 / 3273-67 / 3273-89 95591074 / 95619482	301921	0.021616
17-0008	CITROEN	5508423		
17-0009	CITROEN	5480643		
17-0010	CITROEN	3272-18 / 3272-R7 / 3272-R8 / 96072988	301930	0.020653
17-0011	CITROEN	3273-87 / 3273-Y2 / 3273-Y3 / 96072989	301929	0.020654
17-0012	FORD EUROPE	5022281 / 5026501 / R89FX3220AA	301404	0.023453
17-0013	FORD EUROPE	5022282 / 5026500 / R89FX3219AA	301403	0.023451
17-0014	CITROEN / PEUGEOT	3272-51 / 3272-56 / 96048666	301928	0.020651
17-0015	CITROEN / PEUGEOT	3273-69 / 3273-C9 / 3273-E4 / 96048667	301927	0.020652
17-0016	PEUGEOT	3274-92 / 3274-93 / 3274-96 / 3274-97	301785	0.021610
17-0017	PEUGEOT	3272-15 / 3272-16 / 3272-19	301801	0.021636
17-0018	PEUGEOT	3273-84 / 3273-85 / 3273-88	301802	0.021635
17-0019	CITROEN V. COMMERCIALI/ LCV	3272-18 / 96021730	301803	0.021638

Per ordinare i GIUNTI senza KIT, sostituire il primo numero dopo il precodice con 0 mantenendo invariate le ultime 3 cifre. (Es.:15-1001 c/KIT=15-0001 senza KIT / 16-1001 c/KIT =16-0001 senza KIT)
By request we supply outer and inner CVJ without KIT (Eg.:15-1001 with KIT=15-0001 without KIT / 16-1001 with KIT =16-0001 without KIT)

METELLI ref.	MARCA MAKE	ADATTABILE A OE ADAPTABLE TO OE	LÖBRO	SPIDAN
17-0019	PEUGEOT			
17-0020	CITROEN V. COMMERCIAL/ LCV PEUGEOT	3273-87 / 96021731	301804	0.021637
17-0021	PEUGEOT	3272-01 / 3272-02	301829	0.021665
17-0022	PEUGEOT	3273-71 / 3273-J1	301830	0.021666
17-0023	CITROEN / PEUGEOT	3272-A8 / 3272-C0 / 3273-17 / 3273-18 / 3274-82 / 3274-83 / 95602238 95606796	301793	0.021622
17-0024	CITROEN / PEUGEOT	3273-20 / 3273-21 / 3273-K4 / 3273-K5 / 3274-79 / 3274-80	301794	0.021623
17-0025	PEUGEOT	3272-21 / 3273-48 / 3273-49	301795	0.021627
17-0026	PEUGEOT	3273-51 / 3273-52 / 3273-90	301796	0.021626
17-0027	PEUGEOT	3272-22 / 3273-29 / 3273-30 / 3273-54	301797	0.021629
17-0028	PEUGEOT	3273-26 / 3273-27 / 3273-57 / 3273-58 / 3273-91	301798	0.021628
17-0029	RENAULT	7701349938 / 7701351806 / 7701351990	301889	0.022085
17-0030	RENAULT	7701349939 / 7701351807	301888	0.022086
17-0031	RENAULT	7701351801	301891	0.022088
17-0032	RENAULT	7701351697	301890	0.022083
17-0033	RENAULT	7701349915 / 7701349923 / 7701351699 / 7701351701 / 7701351801	301887	0.022084
17-0034	RENAULT	7701349916 / 7701351695 / 7701351697	301886	0.022082
17-0035	RENAULT	7701349689 / 7701349734 / 7701351124 / 7701351125 / 7701352020 / 7701352024	301872	0.022050
17-0036	RENAULT	7701349848 / 7701351162	301866	0.022042
17-0037	RENAULT	7701349847 / 7701351160	301865	0.022043
17-0038	RENAULT	7701349741 / 7701349742 / 7701351194 / 7701351195 / 7701351290	301870	0.022046
17-0039	RENAULT	7701349771 / 7701349804 / 7701351192 / 7701351292 / 7701351363	301867	0.022045
17-0040	RENAULT	7701348098 / 7701448098 / 7701498698	301849	0.022006
17-0041	RENAULT	7701349359 / 7701349757 / 7701351020 / 7701351207 / 7701498958	301862	0.022031
17-0042	RENAULT	7701349660 / 7701498957	301861	0.022033
17-0043	RENAULT	7701349692 / 7701351127	301895	0.022067
17-0044	RENAULT	7701349691 / 7701351126	301894	0.022066
17-0045	RENAULT	7701351113 / 7701463194	301871	0.022048
17-0046	RENAULT	7701348160 / 7701348256 / 7701498797 / 7701498799	301893	0.022018
17-0047	RENAULT	7701348968 / 7701498923	301855	0.022022
17-0048	RENAULT	7701349879 / 7701351483	301880	0.022071

Per ordinare i GIUNTI senza KIT, sostituire il primo numero dopo il precodice con 0 mantenendo invariate le ultime 3 cifre. (Es.:15-1001 c/KIT=15-0001 senza KIT / 16-1001 c/KIT =16-0001 senza KIT)
By request we supply outer and inner CVJ without KIT (Eg.:15-1001 with KIT=15-0001 without KIT / 16-1001 with KIT =16-0001 without KIT)

* =OE Semiassa/ Driveshaft/ Trasmission/ Achswelle/ Semieje
=OE Giunto senza KIT/ CVJ w/o KIT/ Joint sans Kit/ Gelenk Ohne Satz/ Junta sin Kit

METELLI ref.	MARCA MAKE	ADATTABILE A OE ADAPTABLE TO OE	LÖBRO	SPIDAN
17-0049	RENAULT	7701349691 / 7701349873 / 7701351126 / 7701351478	301881	0.022070
17-0050	RENAULT	7701349839 / 7701351264 / 7701352025	301883	0.022074
17-0051	RENAULT V. COMMERCIALI/ LCV	7701349769 / 7701351172 / 7701498955	301859	0.022028
17-0052	VOLKSWAGEN	171.407.271 / 171.407.271G / 171.407.271GX / 171.407.271R / 171.407.271RX 171.407.271S / 171.407.271T	301519	0.022413
17-0053	VOLKSWAGEN	171.407.272 / 171.407.272AF / 171.407.272AG / 171.407.272AP / 171.407.272B 171.407.272E / 171.407.272EX / 171.407.272G / 171.407.272M / 171.407.272MX 171.407.272N / 171.407.272P / 171.407.272X / 171.407.274CX / 191.407.272AQ 191.407.274EX	301524	0.022414
17-0054	RENAULT	7701349785 / 7701351266	301876	0.022064
17-0055	RENAULT	7701349786 / 7701351267 / 7701351989	301877	0.022063
17-0056	RENAULT	7701351990	301899	0.022089
17-0057	RENAULT	7701351989	301900	0.022090
17-0058	PEUGEOT	3270-00 / 3272-10 / 3272-11 / 3272-12 / 3272-F5	301509	0.021642
17-0059	PEUGEOT	3273-79 / 3273-81 / 3273-L4 / 3273-N2	301510	0.021641
17-0060	CITROEN / PEUGEOT	3272-50 / 3272-54	301925	0.020649
17-0061	CITROEN / PEUGEOT	3273-C8 / 3273-E2	301926	0.020650
17-0062	PEUGEOT	3272-75	301834	0.021659
17-0063	PEUGEOT	3273-G1	301833	0.021660
17-0064	PEUGEOT	3272-83 / 3272-84		
17-0065	PEUGEOT	3273-G9 / 3273-H0		
17-0066	PEUGEOT	3272-K4 / 3272-K5		
17-0067	PEUGEOT	3273-R8 / 3273-R9		
17-0068	PEUGEOT	3272-77	301836	0.021661
17-0069	PEUGEOT	3273-G3	301835	0.021662
17-0070	PEUGEOT	3272-83		
17-0071	PEUGEOT	3273-G9		
17-0072	PEUGEOT	3272-K5		
17-0073	PEUGEOT	3273-R9		
17-0074	RENAULT	7701349880 / 7701351484 / 7701351572	301878	0.022069
17-0075	RENAULT	7701349874 / 7701349972 / 7701351479 / 7701351480 / 7701351571	301879	0.022068
17-0076	RENAULT V. COMMERCIALI/ LCV	7701351607 / 7701465773	301885	0.022077

Per ordinare i GIUNTI senza KIT, sostituire il primo numero dopo il precodice con 0 mantenendo invariate le ultime 3 cifre. (Es.:15-1001 c/KIT=15-0001 senza KIT / 16-1001 c/KIT =16-0001 senza KIT)
By request we supply outer and inner CVJ without KIT (Eg.:15-1001 with KIT=15-0001 without KIT / 16-1001 with KIT =16-0001 without KIT)

METELLI ref.	MARCA MAKE	ADATTABILE A OE ADAPTABLE TO OE	LÖBRO	SPIDAN
17-0077	CITROEN	75525808 / 95582414		0.020608
17-0078	CITROEN / PEUGEOT V. COMMERCIALI/ LCV	3272-A9 / 3272-C3 / 96167303 / 96171856	301936	0.020663
17-0079	CITROEN / PEUGEOT V. COMMERCIALI/ LCV	3273-K4 / 3273-K7 / 96167304 / 96171857	302877	0.020672
17-0080	CITROEN		301925	0.020649
17-0081	CITROEN		301926	0.020650
17-0082	CITROEN V. COMMERCIALI/ LCV FIAT V. COMMERCIALI/ LCV PEUGEOT V. COMMERCIALI/ LCV	3272-48 / 3273-60 / 3274-77 / 95555116 / 9559529280 / 95606803 / 96074114 96184031	301924	0.021648
17-0083	CITROEN V. COMMERCIALI/ LCV FIAT V. COMMERCIALI/ LCV PEUGEOT V. COMMERCIALI/ LCV	3272-H2 / 3274-78 / 95555117 / 9559529480 / 95606804 / 96184033 / 96184035	301923	0.021644
17-0084	CITROEN V. COMMERCIALI/ LCV FIAT V. COMMERCIALI/ LCV PEUGEOT V. COMMERCIALI/ LCV	1463105080 / 3272-J0	303044	0.020942
17-0085	CITROEN V. COMMERCIALI/ LCV FIAT V. COMMERCIALI/ LCV PEUGEOT V. COMMERCIALI/ LCV	1463106080 / 3273-Q5 / 9617303380	303045	0.020941
17-0086	CITROEN V. COMMERCIALI/ LCV PEUGEOT V. COMMERCIALI/ LCV FIAT V. COMMERCIALI/ LCV	1463107080 / 3272-J1 1463107080 / 3272-J1	303048 303048	0.020944 0.020944
17-0087	CITROEN V. COMMERCIALI/ LCV FIAT V. COMMERCIALI/ LCV PEUGEOT V. COMMERCIALI/ LCV	1463108080 / 3273-Q6	303049	0.020945
17-0088	FORD EUROPE	5022283 / 5022285 / 5022287 / 5026503 / 5026505 / 6779200 / 89FX3220CA 89FX3220EA / 90FX3220BA / 90FX3220CA / 90FX3220EA / R89FX3220BA / R89FX3220CA R89FX3220DA	301330	0.023719
17-0089	FORD EUROPE	5022284 / 5022286 / 5022288 / 5026502 / 5026504 / 6779184 / 87FX3219CA 89FX3219BA / 90FX3219BA / 90FX3219CA / 90FX3219EA / R89FX3219BA / R89FX3219CA R89FX3219DA	301329	0.023728
17-0090	FORD EUROPE	5024576	301358	0.023621
17-0091	FORD EUROPE	5024570 / 90AX3219EA	301357	0.023609
17-0092	MERCEDES-BENZ	107 350 04 10 / 107 350 27 10 / 107 350 28 10 / 107 350 33 10 / 107 350 43 10	300745	0.022702

Per ordinare i GIUNTI senza KIT, sostituire il primo numero dopo il precodice con 0 mantenendo invariate le ultime 3 cifre. (Es.:15-1001 c/KIT=15-0001 senza KIT / 16-1001 c/KIT =16-0001 senza KIT)
By request we supply outer and inner CVJ without KIT (Eg.:15-1001 with KIT=15-0001 without KIT / 16-1001 with KIT =16-0001 without KIT)

* =OE Semiassie/ Driveshaft/ Trasmission/ Achswelle/ Semieje
=OE Giunto senza KIT/ CVJ w/o KIT/ Joint sans Kit/ Gelenk Ohne Satz/ Junta sin Kit

METELLI ref.	MARCA MAKE	ADATTABILE A OE ADAPTABLE TO OE	LÖBRO	SPIDAN
17-0093	MERCEDES-BENZ V. COMMERCIALI/ LCV	631 330 05 01 / 631 330 07 01 / 631 330 13 01	302865	0.022716
17-0094	MERCEDES-BENZ V. COMMERCIALI/ LCV		302865	0.022716
17-0095	OPEL / VAUXHALL	374222		
17-0096	OPEL / VAUXHALL	374221		
17-0097	PEUGEOT	3274-63 / 3274-64	301919	0.021606
17-0098	PEUGEOT	3274-96 / 3274-97	301786	0.021611
17-0099	PEUGEOT V. COMMERCIALI/ LCV	3273-11 / 3273-12	301788	0.021613
17-0100	PEUGEOT	3272-44 / 3272-45	301832	0.021656
17-0101	PEUGEOT	3272-02 / 3273-C3 / 3273-C4	301831	0.021655
17-0102	PEUGEOT	3274-40	300787	0.021630
17-0103	CITROEN / PEUGEOT		301928	0.020651
17-0104	CITROEN / PEUGEOT		301927	0.020652
17-0105	RENAULT	7701455342 / 7701498696	301892	0.022005
17-0106	DACIA / RENAULT	7701348085 / 7701348086 / 7701498699 / 7701498786 / 7701348085 7701348086 / 7701498699 / 7701498786	301850	0.022007
17-0107	RENAULT	7701349034 / 7701394697 / 7701498921	301857	0.022025
17-0108	RENAULT	7701349026 / 7701351428 / 7701498918	301858	0.022026
17-0109	RENAULT	7701351194 / 7701351290	301870	0.022046
17-0110	RENAULT	7701349740 / 7701351193	301869	0.022047
17-0111	RENAULT V. COMMERCIALI/ LCV	7701463343 / 7701499223	301873	0.022055
17-0112	DACIA / RENAULT		301850	
17-0113	RENAULT	7701349803 / 7701349945	301870	0.022046
17-0114	RENAULT	7701349946	301867	0.022045
17-0115	RENAULT	7701352471	303064	0.020960
17-0116	RENAULT	7701352473	303065	0.020961
17-0117	RENAULT	7700873311 / 7701352596	302850	0.020170
17-0118	RENAULT	7700873322 / 7701352598	302849	0.020169
17-0119	SKODA	115.420.214	301470	0.023150
17-0120	SKODA	115.420.217	301469	0.023151
17-0121	SEAT / VOLKSWAGEN	191.407.271 / 191.407.271N / 191.407.271NV / 191.407.271NX / 191.407.272N 1H0.407.271F / 1H0.407.271FX / 357.407.271D	301534	0.022462
17-0122	SEAT / VOLKSWAGEN	191.407.272 / 191.407.272A / 191.407.272AA / 191.407.272AB / 191.407.272AC	301535	0.022463

Per ordinare i GIUNTI senza KIT, sostituire il primo numero dopo il precodice con 0 mantenendo invariate le ultime 3 cifre. (Es.:15-1001 c/KIT=15-0001 senza KIT / 16-1001 c/KIT =16-0001 senza KIT)
By request we supply outer and inner CVJ without KIT (Eg.:15-1001 with KIT=15-0001 without KIT / 16-1001 with KIT =16-0001 without KIT)

METELLI ref.	MARCA MAKE	ADATTABILE A OE ADAPTABLE TO OE	LÖBRO	SPIDAN
17-0122	SEAT / VOLKSWAGEN	191.407.272AD / 191.407.272AE / 191.407.272BA / 191.407.272C / 191.407.272E 191.407.272X / 191.407.274 / 191.407.274AX / 191.407.274BX / 191.407.274RX 191.407.274X		
17-0123	VOLKSWAGEN	357.407.271A / 357.407.271B / 357.407.271EX / 357.407.271G / 357.407.271GX 357.407.271H / 357.407.271HX / 357.407.271P	301241	0.023544
17-0124	VOLKSWAGEN	357.407.272 / 357.407.272B / 357.407.272F / 357.407.272FX / 357.407.272L 357.407.272M / 357.407.272MV / 357.407.272MX	301242	0.023547
17-0125	MOSKVICHI	2141-2215050	302829	0.023163
17-0126	SEAT			
17-0127	VOLKSWAGEN	871.407.271CX		
17-0128	VOLKSWAGEN	871.407.272EX / 871.407.272G		
17-0129	CITROEN V. COMMERCIALI/ LCV PEUGEOT V. COMMERCIALI/ LCV	3273-60 / 3273-62 / 3273-C7 / 3273-H1 / 3273-N4 / 3274-78 / 327478 / 95605804 96074111 / 96184033	301923	0.021647
17-0130	CITROEN / PEUGEOT	3272-55 / 9566694077	301932	0.020655
17-0131	CITROEN / PEUGEOT	3270000 / 3272-56 / 3273-E3 / 9566694187	301931	0.020656
17-0132	CITROEN / PEUGEOT V. COMMERCIALI/ LCV	3272-Y7 / 3272-Y8	302918	0.023352
17-0133	CITROEN / PEUGEOT V. COMMERCIALI/ LCV	3273-0W / 3273-0X	302919	0.023353
17-0134	CITROEN / PEUGEOT V. COMMERCIALI/ LCV	3272-Z2		
17-0135	CITROEN / PEUGEOT V. COMMERCIALI/ LCV			
17-0136	CITROEN / PEUGEOT V. COMMERCIALI/ LCV	3272-A4 / 3272-A6 / 96091415 / 96167303 / 96171874 / 96173637	302440	0.020669
17-0137	CITROEN / PEUGEOT V. COMMERCIALI/ LCV	3273-K2 / 3273-K3 / 96031845 / 96091416 / 96167304 / 96171873 / 96171875 96173636	302441	0.020670
17-0138	CITROEN / CITROEN V. COMMERCIALI/ LCV FIAT / FIAT V. COMMERCIALI/ LCV PEUGEOT / PEUGEOT V. COMMERCIALI/ LCV	3272-L9 / 3272-M0	303054	0.020952
17-0139	CITROEN / CITROEN V. COMMERCIALI/ LCV FIAT / FIAT V. COMMERCIALI/ LCV PEUGEOT / PEUGEOT V. COMMERCIALI/ LCV	3273-T3 / 3273-T4	303055	0.020953
17-0140	CITROEN / CITROEN V. COMMERCIALI/ LCV FIAT / FIAT V. COMMERCIALI/ LCV PEUGEOT / PEUGEOT V. COMMERCIALI/ LCV	3272-P5	303056	0.020954
17-0141	CITROEN / CITROEN V. COMMERCIALI/ LCV	3273-V7 / 3273-W0	303057	0.020955

Per ordinare i GIUNTI senza KIT, sostituire il primo numero dopo il precodice con 0 mantenendo invariate le ultime 3 cifre. (Es.:15-1001 c/KIT=15-0001 senza KIT / 16-1001 c/KIT =16-0001 senza KIT)
By request we supply outer and inner CVJ without KIT (Eg.:15-1001 with KIT=15-0001 without KIT / 16-1001 with KIT =16-0001 without KIT)

* =OE Semiassa/ Driveshaft/ Trasmission/ Achswelle/ Semieje
=OE Giunto senza KIT/ CVJ w/o KIT/ Joint sans Kit/ Gelenk Ohne Satz/ Junta sin Kit

METELLI ref.	MARCA MAKE	ADATTABILE A OE ADAPTABLE TO OE	LÖBRO	SPIDAN
17-0141	FIAT / FIAT V. COMMERCIALI/ LCV PEUGEOT / PEUGEOT V. COMMERCIALI/ LCV	3273-V7 / 3273-W0	303057	0.020955
17-0142	CITROEN / CITROEN V. COMMERCIALI/ LCV FIAT / FIAT V. COMMERCIALI/ LCV LANCIA / PEUGEOT / PEUGEOT V. COMMERCIALI/ LCV	3272-K8 / 3272-L0	303058	0.020956
17-0143	CITROEN / CITROEN V. COMMERCIALI/ LCV FIAT / FIAT V. COMMERCIALI/ LCV LANCIA / PEUGEOT / PEUGEOT V. COMMERCIALI/ LCV	3273-S2 / 3273-S4	303059	0.020957
17-0144	CITROEN / CITROEN V. COMMERCIALI/ LCV FIAT / FIAT V. COMMERCIALI/ LCV LANCIA / PEUGEOT / PEUGEOT V. COMMERCIALI/ LCV	3272-K7 / 3272-V0 / 3272-V7	303060	0.020958
17-0145	CITROEN / CITROEN V. COMMERCIALI/ LCV FIAT / FIAT V. COMMERCIALI/ LCV LANCIA / PEUGEOT / PEUGEOT V. COMMERCIALI/ LCV	3273-06 / 3273-15 / 3273-S1	303061	0.020959
17-0146	CITROEN / PEUGEOT	3272-G1 / 3272-X9	302928	0.021697
17-0147	CITROEN / PEUGEOT	3273-0L / 3273-N7	302929	0.021698
17-0148	CITROEN	3272-G5 / 96129064 / 96141635 / 96141637	302886	0.020659
17-0149	CITROEN	96164350	302887	0.020660
17-0150	CITROEN	3272-G8 / 96141635	302880	0.020675
17-0151	CITROEN	3273-P3 / 96164213	302881	0.020676
17-0152	CITROEN	3272-G7	302882	0.020677
17-0153	CITROEN	3273-P2	302883	0.020678
17-0154	CITROEN	3272-G9 / 96141637	302884	0.020679
17-0155	CITROEN		302885	0.020680
17-0156	CITROEN	3272-ZZ	303237	0.021115
17-0157	CITROEN	3272-R7	303238	0.021116
17-0158	CITROEN V. COMMERCIALI/ LCV FIAT V. COMMERCIALI/ LCV PEUGEOT V. COMMERCIALI/ LCV	3272-J2 / 3272-V4 / 3272-V5	303050	0.020948
17-0159	CITROEN V. COMMERCIALI/ LCV FIAT V. COMMERCIALI/ LCV PEUGEOT V. COMMERCIALI/ LCV	3273-10 / 3273-13 / 3273-Q7	303051	0.020949

Per ordinare i GIUNTI senza KIT, sostituire il primo numero dopo il precodice con 0 mantenendo invariate le ultime 3 cifre. (Es.:15-1001 c/KIT=15-0001 senza KIT / 16-1001 c/KIT =16-0001 senza KIT)
By request we supply outer and inner CVJ without KIT (Eg.:15-1001 with KIT=15-0001 without KIT / 16-1001 with KIT =16-0001 without KIT)

METELLI ref.	MARCA MAKE	ADATTABILE A OE ADAPTABLE TO OE	LÖBRO	SPIDAN
17-0160	CITROEN V. COMMERCIALI/ LCV FIAT V. COMMERCIALI/ LCV PEUGEOT V. COMMERCIALI/ LCV	3272-J7 / 3272-J8 / 3272-V3	303052	0.020950
17-0161	CITROEN V. COMMERCIALI/ LCV FIAT V. COMMERCIALI/ LCV PEUGEOT V. COMMERCIALI/ LCV	3273-09 / 3273-R2 / 3273-R3	303053	0.020951
17-0162	FORD EUROPE	1059534		
17-0163	FORD EUROPE	1059533		
17-0164	PEUGEOT	3272-F6 / 3272-F8	301848	0.021671
17-0165	PEUGEOT	3273-L7	301847	0.021672
17-0166	PEUGEOT	3272-0F / 3272-0G / 3272-61 / 3272-C9 / 3272-E1	302428	0.021683
17-0167	PEUGEOT	3272-L3 / 3273-1H / 3273-1J / 3273-78 / 3273-C5 / 3273-E6 / 3273-E8 / 3273-E9 3273-K6 / 3273-L1 / 3273-L3 / 3273-L4	302427	0.021684
17-0168	RENAULT	7700110484		
17-0169	RENAULT	7700110482		
17-0170	RENAULT	7701351989	301900	0.022090
17-0171	VOLKSWAGEN			
17-0172	SEAT / VOLKSWAGEN	191.407.272AG / 191.407.272BD / 191.407.272CV / 191.407.272CX / 191.407.272F 191.407.274CX / 191.407.274DX / 191.407.272 / 191.407.272AF / 191.407.272H	301718	0.022437
17-0173	MERCEDES-BENZ V. COMMERCIALI/ LCV	638 334 17 34	302843	0.020163
17-0174	CITROEN / PEUGEOT	3273-A9 / 3273-C0 / 3273-H4 / 3273-H8 / 9614188180	302437	0.020658
17-0175	CITROEN / PEUGEOT	3272-38 / 3272-39 / 3272-90 / 3372-J9 / 9614188080	302436	0.020657
17-0176	CITROEN / PEUGEOT	3273-A6 / 3273-C1 / 3273-C6 / 3273-E8 / 3273-H5 / 95643952 / 96145819		0.020686
17-0177	CITROEN / PEUGEOT	3272-35 / 3272-40 / 3272-60 / 3272-87 / 95644260 / 96145818		0.020685
17-0178	CITROEN	95563213		
17-0179	LADA	2108-2215011	301467	0.020815
17-0180	LADA	2108-2215010	301468	0.020816
17-0181	AUDI	895.407.271D / 8A0.407.271AE	301258	0.022538
17-0182	AUDI	811.407.271M / 895.407.272D / 8A0.407.272AE	301257	0.022537
17-0183	AUDI	895.407.271C	301561	0.022504
17-0184	AUDI	895.407.272C	301560	0.022508
17-0185	MERCEDES-BENZ V. COMMERCIALI/ LCV	638 334 23 34	303152	0.021011

Per ordinare i GIUNTI senza KIT, sostituire il primo numero dopo il precodice con 0 mantenendo invariate le ultime 3 cifre. (Es.:15-1001 c/KIT=15-0001 senza KIT / 16-1001 c/KIT =16-0001 senza KIT)
By request we supply outer and inner CVJ without KIT (Eg.:15-1001 with KIT=15-0001 without KIT / 16-1001 with KIT =16-0001 without KIT)

* =OE Semiassie/ Driveshaft/ Trasmission/ Achswelle/ Semieje
=OE Giunto senza KIT/ CVJ w/o KIT/ Joint sans Kit/ Gelenk Ohne Satz/ Junta sin Kit

METELLI ref.	MARCA MAKE	ADATTABILE A OE ADAPTABLE TO OE	LÖBRO	SPIDAN
17-0186	VOLKSWAGEN V. COMMERCIALI/ LCV	701.407.271B	301323	0.020592
17-0187	VOLKSWAGEN	1H0.407.271A / 1H0.407.271AX	301721	0.022623
17-0188	VOLKSWAGEN	1H0.407.272A / 1H0.407.272AX / 1H0.407.272M / 1H0.407.272MX	301720	0.022624
17-0189	VOLKSWAGEN	191.407.272AK / 191.407.272J	301545	
17-0190	LANCIA			
17-0191	ALFA ROMEO	46307046	302387	0.023846
17-0192	ALFA ROMEO	46307031	302388	0.023847
17-0193	ALFA ROMEO	46307010 / 60812857	302392	0.023851
17-0194	ALFA ROMEO	60562865	302658 / 302393	0.021331 / 0.023852
17-0195	ALFA ROMEO	46307344		
17-0196	OPEL V. COMMERCIALI/ LCV RENAULT V. COMMERCIALI/ LCV			
17-0197	AUDI / VOLKSWAGEN	8D0.407.271AP / 8D0.407.451V / 8D0.407.451X	301218	0.022683
17-0198	AUDI / VOLKSWAGEN	8D0.407.272AP / 8D0.407.452V / 8D0.407.452X	301221	0.022682
17-0199	AUDI / VOLKSWAGEN	8D0.407.271AQ / 8D0.407.451AV / 8D0.407.451AX	301219	0.022685
17-0200	AUDI / VOLKSWAGEN	8D0.407.272AQ / 8D0.407.452AV / 8D0.407.452AX	301222	0.022684
17-0201	AUDI / VOLKSWAGEN	8D0.407.271AN / 8D0.407.451BV / 8D0.407.451BX	301220	0.022689
17-0202	AUDI / VOLKSWAGEN	8D0.407.272AN / 8D0.407.452BV / 8D0.407.452BX	301223	0.022688
17-0203	AUDI	4A0.407.271AF / 4A0.407.271B / 4A0.407.271CQ / 4A0.407.271CS / 4A0.407.271F	301270	0.022531
17-0204	AUDI	4A0.407.272AF / 4A0.407.272B / 4A0.407.272CQ / 4A0.407.272CS / 4A0.407.272D 4A0.407.272F	301271	0.022532
17-0205	AUDI	4A0.407.272BD / 4A0.407.272DF	301307	0.022589
17-0206	AUDI	4A0.407.272BH / 4A0.407.272DE	301313	0.022590
17-0207	AUDI	1JO.407.271AM / 1JO.407.271Q	303155	0.021014
17-0208	AUDI	1JO.407.272BL	303156	0.021015
17-0209	AUDI	1JO.407.271AQ / 1JO.407.271DL	303157	0.021016
17-0210	AUDI	1JO.407.272BK / 1JO.407.272DB / 1JO.407.272EL	303158	0.021017
17-0211	AUDI	1JO.407.272 / 1JO.407.272AT	303162	0.021021
17-0212	BMW	33 21 1 227 172		
17-0213	BMW	33 20 1 227 221 / 33 21 1 226 047 / 33 21 1 226 720	300682	0.021982
17-0214	BMW	33 21 1 227 032 / 33 21 1 227 606	300645	0.021998
17-0215	MERCEDES-BENZ	201 350 18 10	300689	0.022704

Per ordinare i GIUNTI senza KIT, sostituire il primo numero dopo il precodice con 0 mantenendo invariate le ultime 3 cifre. (Es.:15-1001 c/KIT=15-0001 senza KIT / 16-1001 c/KIT =16-0001 senza KIT)
By request we supply outer and inner CVJ without KIT (Eg.:15-1001 with KIT=15-0001 without KIT / 16-1001 with KIT =16-0001 without KIT)

METELLI ref.	MARCA MAKE	ADATTABILE A OE ADAPTABLE TO OE	LÖBRO	SPIDAN
17-0216	BMW	33 20 1 229 141 / 33 20 1 229 374 / 33 21 1 229 420 / 33 21 1 229 432		
17-0217	CITROEN	3272-1F		0.021122
17-0218	CITROEN	3273-6H		0.021123
17-0219	FIAT	7778448		
17-0220	FIAT	7765363		
17-0221	FIAT / LANCIA	46307002	302342	0.021243
17-0222	FIAT / LANCIA	46307001	302343	0.021244
17-0223	FIAT / LANCIA	7778166		
17-0224	FIAT / FIAT V. COMMERCIALI/ LCV LANCIA	7694584		
17-0225	FIAT / FIAT V. COMMERCIALI/ LCV LANCIA	7737396		
17-0226	FIAT	46307110	302971	0.020341
17-0227	FIAT	46307109	302972	0.020342
17-0228	FIAT			
17-0229	FIAT	46307325 / 46432208		
17-0230	FIAT	7736915		
17-0231	FIAT	7668798		
17-0232	FIAT	7699037		
17-0233	FIAT	7721633		
17-0234	FIAT	46409864		
17-0235	FIAT / LANCIA			
17-0236	FIAT / LANCIA			
17-0237	FIAT / LANCIA	7739015		
17-0238	FIAT / LANCIA	7739016		
17-0239	FIAT	46307081		
17-0240	FIAT	46307073		
17-0241	FIAT	46307102	302974	0.020344
17-0242	FIAT	46307101	302975	0.020345
17-0243	FIAT / LANCIA	46307011	302391	0.023850
17-0244	FIAT / LANCIA	46307010	302392	0.023851
17-0245	FIAT / LANCIA	7740977		

Per ordinare i GIUNTI senza KIT, sostituire il primo numero dopo il precodice con 0 mantenendo invariate le ultime 3 cifre. (Es.:15-1001 c/KIT=15-0001 senza KIT / 16-1001 c/KIT =16-0001 senza KIT)
By request we supply outer and inner CVJ without KIT (Eg.:15-1001 with KIT=15-0001 without KIT / 16-1001 with KIT =16-0001 without KIT)

* =OE Semiassa/ Driveshaft/ Trasmission/ Achswelle/ Semieje

=OE Giunto senza KIT/ CVJ w/o KIT/ Joint sans Kit/ Gelenk Ohne Satz/ Junta sin Kit

METELLI ref.	MARCA MAKE	ADATTABILE A OE ADAPTABLE TO OE	LÖBRO	SPIDAN
17-0246	FIAT / LANCIA	7794472		
17-0247	FIAT / LANCIA			
17-0248	FIAT / LANCIA			
17-0249	FORD EUROPE	5024574 / 5024575 / 5026653 / 6596778 / 6596779 / 91AX3220DA / R92AX3220DA	301356	0.023617
17-0250	FORD EUROPE	5024568 / 5024569 / 5026652 / 6596773 / 91AX3219DA / R92AX3219DA	301359	0.023607
17-0251	FORD EUROPE			
17-0252	FORD EUROPE			
17-0253	FORD EUROPE	5026515 / 90FX3220KA	301332	
17-0254	FORD EUROPE	5026514 / 90FX3219KA	301331	
17-0255	FORD EUROPE	5029043 / 7024792 / 93BG3B437AE / R93BG3B437AE	302398	0.021511
17-0256	FORD EUROPE	5029038 / 7024790 / 93BG3B436AE / R93BG3B436AE	302397	0.021512
17-0257	FORD EUROPE	5029040 / 7024791 / 93BG3B437AAE / R93BG3B437AAE	302400	0.021521
17-0258	FORD EUROPE	5029036 / 7024789 / 93BG3B436AAE / R93BG3B436AAE	302399	0.021518
17-0259	FORD EUROPE	5029044 / 6757668 / 6757676 / 93BG3B437BD / R93BG3B437BD / R93BG3B437BE	302403	0.021513
17-0260	FORD EUROPE	5029039 / 6757668 / 6757676 / 93BG3B436BD / 93BG3B436BE / R93BG3B436BD R93BG3B436BE	302404	0.021514
17-0261	FORD EUROPE	5029041 / 6757672 / 93BG3B437ABD / 93BG3B437ABE / R93BG3B437ABD / R93BG3B437ABE	302405	0.021523
17-0262	FORD EUROPE	5029037 / 6757666 / 93BG3B436ABD / 93BG3B436ABE / R93BG3B436ABD / R93BG3B436ABE	302406	0.021520
17-0263	FORD EUROPE			
17-0264	FORD EUROPE			
17-0265	FORD EUROPE			
17-0266	FORD EUROPE	95VW3B437HA	302834	0.020154
17-0267	FORD EUROPE / SEAT / VOLKSWAGEN	7M0.407.272E / 95VW3B436FA	302835	0.020155
17-0268	MERCEDES-BENZ			
17-0269	OPEL / VAUXHALL	374140 / 374180 / 90348326 / 90350908		
17-0270	OPEL / VAUXHALL	374141 / 374178 / 90348327 / 90350909		
17-0271	OPEL / VAUXHALL	374145 / 374183 / 90348324 / 90350824	301706	0.021408
17-0272	OPEL / VAUXHALL	374184 / 90348325 / 90350907	301708	0.021434
17-0273	OPEL / VAUXHALL	374183 / 374235 / 90350824 / 90511247 / 90511255	301709	0.021433
17-0274	OPEL / VAUXHALL	374184 / 374236 / 90350907 / 90511248	301708	0.021434
17-0275	OPEL / VAUXHALL	374188 / 374211 / 90350905 / 90444327	301506	0.021406
17-0276	OPEL / VAUXHALL	374178 / 374210 / 90350865 / 90444328	301505	0.021407

Per ordinare i GIUNTI senza KIT, sostituire il primo numero dopo il precodice con 0 mantenendo invariate le ultime 3 cifre. (Es.:15-1001 c/KIT=15-0001 senza KIT / 16-1001 c/KIT =16-0001 senza KIT)
By request we supply outer and inner CVJ without KIT (Eg.:15-1001 with KIT=15-0001 without KIT / 16-1001 with KIT =16-0001 without KIT)

METELLI ref.	MARCA MAKE	ADATTABILE A OE ADAPTABLE TO OE	LÖBRO	SPIDAN
17-0277	OPEL / VAUXHALL	374180 / 374289 / 90350908 / 90511255		0.021437
17-0278	OPEL / VAUXHALL	374179 / 374242 / 90350909 / 90511256		0.021436
17-0279	OPEL / VAUXHALL	26029828 / 374222	302385	0.021471
17-0280	OPEL / VAUXHALL	26029827 / 374221	302386	0.021470
17-0281	OPEL			
17-0282	OPEL			
17-0283	PEUGEOT	3272-S5	302920	0.021689
17-0284	PEUGEOT	3273-Y9	302921	0.021690
17-0285	PEUGEOT	3272-S2	302922	0.021691
17-0286	PEUGEOT	3273-Y7	302923	0.021692
17-0287	PEUGEOT	3272-S6	302922	
17-0288	PEUGEOT	3272-S3	302923	
17-0289	PEUGEOT		302920	
17-0290	PEUGEOT		302921	
17-0291	PEUGEOT		302922	
17-0292	PEUGEOT		302923	
17-0293	RENAULT			
17-0294	RENAULT			
17-0295	RENAULT			
17-0296	RENAULT			
17-0297	RENAULT	7701349994 / 7701352134	302904	0.022133
17-0298	RENAULT	7701349998 / 7701352141	302903	0.022132
17-0299	RENAULT		302908	0.022137
17-0300	RENAULT		302907	0.022136
17-0301	RENAULT	7701352386 / 7701354993	302906	0.022135
17-0302	RENAULT	7701349997 / 7701352385	302905	0.022134
17-0303	RENAULT			
17-0304	RENAULT			
17-0305	RENAULT	7701349992 / 7701352130	302910	0.022146
17-0306	RENAULT	7701352427	302899	0.022126
17-0307	RENAULT	7701349992 / 7701352129	302911	0.022147
17-0308	RENAULT	7701352428	302898	0.022125

Per ordinare i GIUNTI senza KIT, sostituire il primo numero dopo il precodice con 0 mantenendo invariate le ultime 3 cifre. (Es.:15-1001 c/KIT=15-0001 senza KIT / 16-1001 c/KIT =16-0001 senza KIT)
By request we supply outer and inner CVJ without KIT (Eg.:9.854 m46.001.403 237529E9Lde sISBT0 -8.29 8.400 -8.4225001 senza KIT)

METELLI ref.	MARCA MAKE	ADATTABILE A OE ADAPTABLE TO OE	LÖBRO	SPIDAN
17-0309	RENAULT	7701351948 / 7701351996		
17-0310	RENAULT	7701351959 / 7701352002		
17-0311	RENAULT	7701349955 / 7701351948	302909	
17-0312	RENAULT	7701349959 / 7701351960		
17-0313	RENAULT			
17-0314	RENAULT			
17-0315	RENAULT	7701352415	303066	0.020962
17-0316	RENAULT	7701352422	303067	0.020963
17-0317	RENAULT	7701352414	303078	0.020974
17-0318	RENAULT	7701352421	303079	0.020975
17-0319	RENAULT			
17-0320	RENAULT			
17-0321	RENAULT			
17-0322	RENAULT			
17-0323	RENAULT			
17-0324	RENAULT			
17-0325	RENAULT			
17-0326	RENAULT			
17-0327	ALFA ROMEO			
17-0328	ALFA ROMEO	46307301 / 46307342		
17-0329	CITROEN			
17-0330	CITROEN			
17-0331	ROVER		301423	0.020851
17-0332	ROVER		301424	0.020852
17-0333	ROVER			
17-0334	ROVER			
17-0335	ROVER	ADU 7983 / GCV 1024		
17-0336	ROVER	ADU 7982 / GCV 1007	301436	
17-0337	ROVER		301429	0.020809
17-0338	ROVER		301427	
17-0339	SEAT / VOLKSWAGEN	191.407.271H / 191.407.271HX / 191.407.271K / 191.407.271S / 191.407.271T	301715	0.022495
17-0340	VOLVO			

Per ordinare i GIUNTI senza KIT, sostituire il primo numero dopo il precodice con 0 mantenendo invariate le ultime 3 cifre. (Es.:15-1001 c/KIT=15-0001 senza KIT / 16-1001 c/KIT =16-0001 senza KIT)
By request we supply outer and inner CVJ without KIT (Eg.:15-1001 with KIT=15-0001 without KIT / 16-1001 with KIT =16-0001 without KIT)

METELLI ref.	MARCA MAKE	ADATTABILE A OE ADAPTABLE TO OE	LÖBRO	SPIDAN
17-0341	VOLVO			
17-0342	VOLVO			
17-0343	VOLVO			
17-0348	OPEL	90512386		
17-0349	OPEL	90512983		
17-0350	OPEL			
17-0351	OPEL			
17-0352	VOLKSWAGEN	1H0.407.271 / 1H0.407.271H / 1H0.407.271V / 1H0.407.271X	301551	0.022625
17-0353	VOLKSWAGEN	1H0.407.272AC / 1H0.407.272AG / 1H0.407.274V / 1H0.407.274X	301553	0.022628
17-0354	VOLKSWAGEN	171.407.272AG / 191.407.272AQ	301542	0.022435
17-0355	VOLKSWAGEN	1H0.407.272 / 1H0.407.272AD / 1H0.407.272Q / 1H0.407.272QV / 1H0.407.272QX 1H0.407.272X / 357.407.272E	301552	0.022626
17-0356	VOLKSWAGEN	1H0.407.271A / 1H0.407.271AV / 1H0.407.271AX / 1H0.407.271G / 1H0.407.271K	301721	0.022623
17-0357	VOLKSWAGEN	1H0.407.272AF / 1H0.407.272M / 1H0.407.272MV / 1H0.407.272MX / 1H0.407.272S	301722	0.022622
17-0358	AUDI / VOLKSWAGEN	1JO.407.271AP / 1JO.407.271H	303161	0.021020
17-0359	VOLKSWAGEN V. COMMERCIALI/ LCV	701.407.271C	301322	0.020591
17-0360	SEAT / VOLKSWAGEN	7M0.407.271J	302834	0.020154
17-0361	OPEL / VAUXHALL	374185 / 90350910	301710	0.021435
17-0362	ROVER		301430	0.020808
17-0363	ROVER		301428	
17-0364	AUDI	1J0.407.271AQ / 1J0.407.271DL / 357.407.271R / 357.407.271RV / 357.407.271RX	303157	0.021016
17-0365	AUDI	1J0.407.272EL	303158	0.021017
17-0366	AUDI		301292	0.022741
17-0367	AUDI		301291	0.022742
17-0368	BMW	33 21 1 226 904 / 33 21 1 227 585	300694	0.022000
17-0369	VOLKSWAGEN	171.407.271B / 171.407.271BX / 171.407.271E / 171.407.271EX		
17-0370	ALFA ROMEO	46307514		
17-0371	ALFA ROMEO	46448044		
17-0372	FORD EUROPE			
17-0373	FORD EUROPE			
17-0374	FORD EUROPE			
17-0375	FORD EUROPE			

Per ordinare i GIUNTI senza KIT, sostituire il primo numero dopo il precodice con 0 mantenendo invariate le ultime 3 cifre. (Es.:15-1001 c/KIT=15-0001 senza KIT / 16-1001 c/KIT =16-0001 senza KIT)
By request we supply outer and inner CVJ without KIT (Eg.:15-1001 with KIT=15-0001 without KIT / 16-1001 with KIT =16-0001 without KIT)

* =OE Semiassa/ Driveshaft/ Trasmission/ Achswelle/ Semieje
=OE Giunto senza KIT/ CVJ w/o KIT/ Joint sans Kit/ Gelenk Ohne Satz/ Junta sin Kit

METELLI ref.	MARCA MAKE	ADATTABILE A OE ADAPTABLE TO OE	LÖBRO	SPIDAN
17-0376	MERCEDES-BENZ V. COMMERCIALI/ LCV			
17-0377	MERCEDES-BENZ V. COMMERCIALI/ LCV			
17-0378	OPEL V. COMMERCIALI/ LCV RENAULT V. COMMERCIALI/ LCV			
17-0379	PEUGEOT	3272-6E / 3272-7E	303199	0.021036
17-0380	PEUGEOT	3273-3X / 3273-3Y	303200	0.021037
17-0381	PEUGEOT	3272-3C / 3272-4C	303202	0.021039
17-0382	PEUGEOT	3273-3L / 3273-3M	303203	0.021040
17-0383	PEUGEOT	3272-8E / 3272-9E	303204	0.021041
17-0384	PEUGEOT	3273-3X / 3273-3Y	303200	0.021037
17-0385	PEUGEOT	3272-5C / 3272-6C	303205	0.021042
17-0386	PEUGEOT	3273-3L / 3273-3M	303203	0.021040
17-0387	PEUGEOT			
17-0388	PEUGEOT			
17-0389	PEUGEOT	3272-Y0 / 3272-Y1	303208	0.021045
17-0390	PEUGEOT	3273-0N / 3273-0P	303209	0.021046
17-0391	PEUGEOT			
17-0392	PEUGEOT			
17-0393	PEUGEOT	3272-YE / 3272-Z0	303216	0.021049
17-0394	PEUGEOT	3273-0Y / 3273-0Z	303217	0.021050
17-0395	RENAULT			
17-0396	RENAULT			
17-0397	RENAULT			
17-0398	RENAULT			
17-0399	RENAULT			
17-0400	RENAULT			
17-0401	RENAULT			
17-0402	RENAULT			
17-0403	RENAULT			
17-0404	RENAULT			
17-0405	RENAULT V. COMMERCIALI/ LCV	7700102979	303220	0.021053
17-0406	RENAULT V. COMMERCIALI/ LCV	7700102981	303221	0.021054

Per ordinare i GIUNTI senza KIT, sostituire il primo numero dopo il precodice con 0 mantenendo invariate le ultime 3 cifre. (Es.:15-1001 c/KIT=15-0001 senza KIT / 16-1001 c/KIT =16-0001 senza KIT)
By request we supply outer and inner CVJ without KIT (Eg.:15-1001 with KIT=15-0001 without KIT / 16-1001 with KIT =16-0001 without KIT)

METELLI ref.	MARCA MAKE	ADATTABILE A OE ADAPTABLE TO OE	LÖBRO	SPIDAN
17-0407	RENAULT V. COMMERCIALI/ LCV	7700102978	303218	0.021051
17-0408	RENAULT V. COMMERCIALI/ LCV	7700102980	303219	0.021052
17-0409	RENAULT V. COMMERCIALI/ LCV			
17-0410	RENAULT V. COMMERCIALI/ LCV			
17-0411	RENAULT V. COMMERCIALI/ LCV			
17-0412	RENAULT V. COMMERCIALI/ LCV			
17-0413	RENAULT			
17-0414	RENAULT			
17-0415	CITROEN	3272-EN		
17-0416	CITROEN	3273-EN		
17-0417	VOLKSWAGEN	1J0.407.272AK / 1J0.407.272J	301545	0.022468
17-0418	VOLKSWAGEN	171.407.272AC / 171.407.274DX / 191.407.272AS / 191.407.274FX	301716	0.022428
17-0419	FIAT / FIAT V. COMMERCIALI/ LCV	46307195	302976	0.020346
17-0420	FIAT / FIAT V. COMMERCIALI/ LCV	46307017	302973	0.020343
17-0421	FIAT	46538019 / 46538020		
17-0422	FIAT	46307098		
17-0423	FIAT	46307096		
17-0424	FIAT	46307687 / 46307688		
17-0425	OPEL V. COMMERCIALI/ LCV		303220	0.021053
17-0426	OPEL V. COMMERCIALI/ LCV		303221	0.021054
17-0427	OPEL V. COMMERCIALI/ LCV		303218	0.021051
17-0428	OPEL V. COMMERCIALI/ LCV		303219	0.021052
17-0429	RENAULT			
17-0430	RENAULT			
17-0431	RENAULT			
17-0432	RENAULT			
17-0433	SEAT			
17-0434	SEAT			
17-0435	SKODA	115.420.214	301470	0.023150
17-0436	SKODA	115.420.217	301469	0.023151
17-0437	SKODA			
17-0438	SKODA			

Per ordinare i GIUNTI senza KIT, sostituire il primo numero dopo il precodice con 0 mantenendo invariate le ultime 3 cifre. (Es:15-1001 c/KIT=15-0001 senza KIT / 16-1001 c/KIT =16-0001 senza KIT)
By request we supply outer and inner CVJ without KIT (Eg.:15-1001 with KIT=15-0001 without KIT / 16-1001 with KIT =16-0001 without KIT)

* =OE Semiassa/ Driveshaft/ Trasmission/ Achswelle/ Semieje
=OE Giunto senza KIT/ CVJ w/o KIT/ Joint sans Kit/ Gelenk Ohne Satz/ Junta sin Kit

METELLI ref.	MARCA MAKE	ADATTABILE A OE ADAPTABLE TO OE	LÖBRO	SPIDAN
17-0439	SKODA			
17-0440	SKODA			
17-0441	SKODA			
17-0442	SKODA			
17-0443	VOLKSWAGEN			
17-0444	VOLKSWAGEN			
17-0445	VOLKSWAGEN	1J0.407.271AC / 1J0.407.271AL / 1J0.407.271F	303153	0.021012
17-0446	VOLKSWAGEN	1J0.407.272AP / 1J0.407.272F	303154	0.021013
17-0447	VOLKSWAGEN	1J0.407.271AP / 1J0.407.271H	303161	0.021020
17-0448	VOLKSWAGEN	1J0.407.272 / 1J0.407.272AT	303162	0.021021
17-0449	VOLVO			
17-0450	VOLVO			
17-0451	VOLVO			
17-0452	VOLVO			
17-0453	VOLVO			
17-0454	VOLVO			
17-0455	VOLVO			
17-0456	VOLVO			
17-0457	VOLVO			
17-0458	VOLVO			
17-0459	VOLVO	8601100 / 9122567 / 9163589	301395	0.020829
17-0460	VOLVO	8601101 / 9122568 / 9163588	301396	0.020830
17-0461	VOLVO			
17-0462	VOLVO			
17-0463	VOLVO	8601102 / 9122919 / 9163581	301773	0.020831
17-0464	VOLVO	8601103 / 9122920 / 9163580	301774	0.020832
17-0465	ALFA ROMEO	46307277		
17-0466	MERCEDES-BENZ			
17-0467	MERCEDES-BENZ			
17-0468	VOLKSWAGEN			
17-0469	VOLKSWAGEN			
17-0470	VOLKSWAGEN			

Per ordinare i GIUNTI senza KIT, sostituire il primo numero dopo il precodice con 0 mantenendo invariate le ultime 3 cifre. (Es.:15-1001 c/KIT=15-0001 senza KIT / 16-1001 c/KIT =16-0001 senza KIT)
By request we supply outer and inner CVJ without KIT (Eg.:15-1001 with KIT=15-0001 without KIT / 16-1001 with KIT =16-0001 without KIT)

