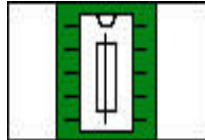




Global test

Expert /Global test
 Vehicle \menu_tgref.s : 81_02

Family no.	Control unit
-------------------	---------------------



Built-in Systems Interface BSI (1 Faults)

A4BE Fault: illumination of the rear RH brake lamp

Properties	
Cause	Local
Characterisation of the fault	Short circuit to positive



Engine management ECU EDC16C3 (5 Faults)

P0409 Electric EGR valve position copy signal

Properties	
Cause	Local
Status	Permanent fault
Fault characterisation	Valve jammed during programming

List of associated variables		
Engine speed	0000	rpm
Engine coolant temperature	039	°C
EGR valve relative position	007	%
Air flow per cylinder	0394	mg/stroke
EGR valve position	Value invalid %	

P0490 Electric EGR valve position copy signal

Properties	
Cause	Local
Status	Intermittent
Fault characterisation	Insufficient opening of the valve

List of associated variables		
Engine speed	1703	rpm
Engine coolant temperature	024	°C
EGR valve relative position	014	%
Air flow per cylinder	0482	mg/stroke
EGR valve position	009	%

P1459 Electric EGR valve position copy signal

Properties	
Cause	Local
Status	Intermittent

Fault characterisation Valve stuck open while driving

List of associated variables

Engine speed	1510 rpm
Engine coolant temperature	025 °C
EGR valve relative position	015 %
Air flow per cylinder	0412 mg/stroke
EGR valve position	009 %

P0401

Air circuit

Properties

Cause	Local
Status	Permanent fault
Fault characterisation	Air flow higher than recommended

List of associated variables

Engine speed	1831 rpm
Air flow per cylinder	0618 mg/stroke
EGR valve position	009 %
Output injected	013 mg/stroke
Air flow setting	412 mg/stroke

P1586

Rail pressure, flowmeter, EGR valve copy sensor supply

Properties

Cause	Local
Status	Intermittent
Fault characterisation	Supply voltage too low

List of associated variables

Engine speed	0835	rpm
Battery voltage	13.86	V
Engine coolant temperature	048	°C
Post operation engine status	Post operating inactive	
Main relay monitoring	Engine running or post operation	



Anti-lock Braking System (ABS) or Electronic Stability Program (ESP) ESP81 (1 Faults)

U1208

Fault in communication with the engine management ECU or with the drive train interface ECU

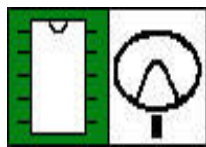
Properties

Cause	Distant
Status	Temporary
Characterisation of the fault	Data invalid

List of associated variables

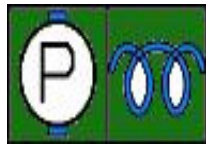
Vehicle speed	45	Kph
Front left wheel speed	45	Kph
Front right wheel speed	45	Kph
Left rear wheel speed	45	Kph
Right rear wheel speed	45	Kph
EBA regulation	Deactivated	
EBD regulation	Deactivated	
Anti-slip regulation with action on brakes (BASR)	Deactivated	
Anti-Slip with action on engine torque disconnected (ASR/ESR)	Deactivated	
Anti-engine brake regulation (MSR)	Deactivated	

Anti-Slip regulation with action on engine torque (ASR)	Deactivated	
Electronic Stability Program (ESP) regulation	Deactivated	
ABS regulation	Deactivated	
Recirculation pump activated	No	
Electric parking brake status	Disengaged	
Status of the "assisted holding" function	No holding	
Braking status	No braking in progress	
Yaw angle speed	2	°/s
Transverse acceleration	0	m/s ²
Steering wheel angle	10	Degrees
Distance travelled since last time ignition switched on	0.8	km
Supply voltage	13.8	Volt(s)
Braking pressure	0	bar(s)
Status of the ECU	Main	
Longitudinal acceleration	0.16	m/s ²
Clutch pedal sensor voltage	Value invalid	Volt(s)



Power steering

GEP



Diesel additive pump

POMPE_MUX_TI



Under-inflation detection

DSG



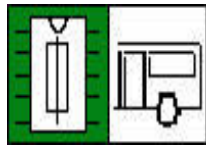
Vehicle Distance Assistance

ARTIV



Electric secondary brake

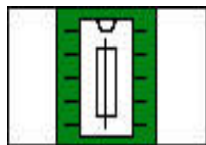
FSE



Trailer relay unit

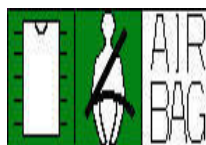
★ BSR

Important, ECU present on the vehicle but configured absent



Engine relay unit

BSM



Air bags and pre-tensioners control unit

SAC_AUTOLIV



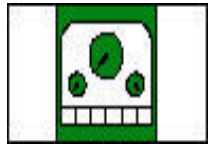
Air conditioning

CLIM_REGULEE



Controls under the steering wheel

HDC



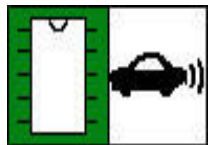
Instrument panel

COMBINE



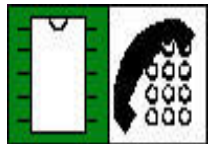
Windscreen wiper

MOTEV



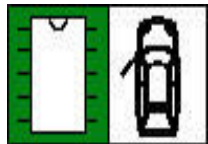
Parking assistance

AAS



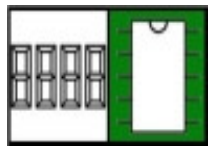
Telematic unit (RTx) or audio-navigation

★ ECU not recognised
Down-grade mode: this information is not guaranteed



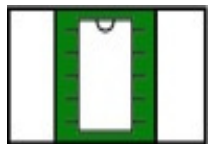
Driver's door module

PDPC



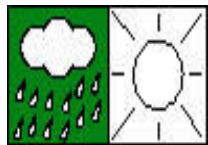
Control panel dot matrix display

MATT



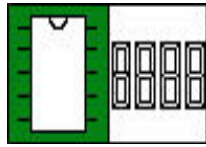
Network isolation control unit

BIR



Rain and light sensor

PLUIE_LUMINOSITE



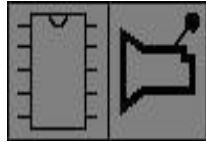
High Head Vision

VTH_UDS



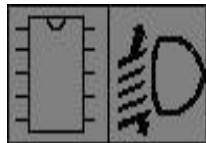
Seat belt not fastened
warning lights unit

TNB



Automatic gearbox or
controlled manual gearbox

Not present (Faults)



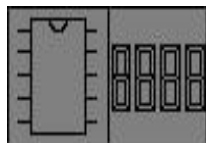
Dynamic headlamp height
adjuster

Not present (Faults)



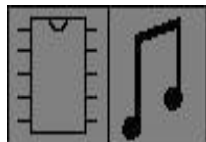
Battery charge status unit

Not present (Faults)



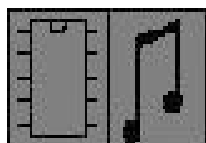
Multifunction screen

Not present (Faults)



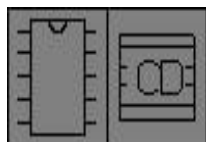
Radio

Not present (Faults)



Radio amplifier

Not present (Faults)



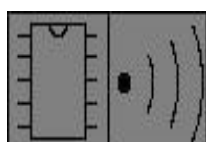
CD changer / External CD
player

Not present (Faults)



Hands-free Kit / Portable
Unit

Not present (Faults)



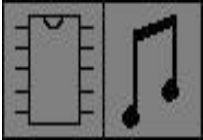
Anti-theft alarm

Not present (Faults)



Traction control mode selector

Not present (Faults)



Service module /
Independent telematic unit

Not present (Faults)



Voltage retaining device

Not present (Faults)



High frequency receiver

Not present (Faults)

Help